

# SCRUTINY COMMITTEE

Thursday, 10th August, 2023  
6.30 pm





# SCRUTINY COMMITTEE

## ROOMS 2 & 3, BURNLEY TOWN HALL

Thursday, 10th August, 2023 at 6.30 pm

This agenda gives notice of items to be considered in private as required by Regulations (4) and (5) of The Local Authorities (Executive Arrangements) (Meetings and Access to Information) (England) Regulations 2012.

Members are reminded that if they have detailed questions on individual reports, they are advised to contact the report authors in advance of the meeting.

Members of the public may ask a question, make a statement, or present a petition relating to any agenda item or any matter falling within the remit of the committee.

Notice in writing of the subject matter must be given to the Head of Legal & Democracy by 5.00pm on the day before the meeting. . Forms can be obtained for this purpose from the reception desk at Burnley Town Hall, Manchester Road or at the Contact Centre, Parker Lane, Burnley or from the web at:

<http://burnley.moderngov.co.uk/ecCatDisplay.aspx?sch=doc&cat=13234> . You can also register to speak via the online agenda. Requests will be dealt with in the order in which they are received.

Due to Public Health guidance on social distancing there is a limited capacity for members of the public to attend meetings. You are advised to contact [democracy@burnley.gov.uk](mailto:democracy@burnley.gov.uk) in advance of the meeting.

## **AGENDA**

### **1) Apologies**

To receive any apologies for absence.

### **2) Minutes**

To approve as a correct record the minutes of the previous meeting.

5 - 10

### **3) Additional Items of Business**

To determine whether there are any additional items of business which, by reason of special circumstances, the Chair decides should be considered at the meeting as a matter of urgency.

### **4) Declarations of Interest**

To receive any declarations of interest from Members relating to any item

on the agenda, in accordance with the provisions of the Code of Conduct and/or indicate if S106 of the Local Government Finance Act 1992 applies to them.

**5) Exclusion of the Public**

To determine during which items, if any, the public are to be excluded from the meeting.

**6) Public Question Time**

To consider questions, statements or petitions from Members of the Public.

PUBLIC ITEMS

**7) Notice of Key Decisions and Private Meetings**

11 - 16

To consider the list of future Key Decisions.

**8) Burnley Playing Pitch & Outdoor Sports Strategy**

17 - 260

To consider a report on the Burnley Playing Pitch & Outdoor Sports Strategy (PPOSS).

**9) Lancashire Police - Presentation on new Target Operating Model**

To receive a presentation from Lancashire Constabulary on the new Target Operating Model.

**10) Q4 and Year End 22/23 Performance Report**

261 - 266

To receive the Quarter 4 Performance Report for 2022/23.

**11) Scrutiny Review Groups**

267 - 270

To receive an update on the work of any active Scrutiny Review Groups.

**12) Work Programme 2023/24**

271 - 274

To consider any amendments to the Work Programme for 2023/24.

PRIVATE ITEMS

**13) Fitness Equipment Replacement - Use of Framework Agreement**

275 - 278

**14) Acquisition of Temporary Accommodation**

279 - 282

**MEMBERSHIP OF COMMITTEE**

Councillor Gail Barton (Chair)  
Councillor Bill Horrocks (Vice-Chair)  
Councillor Howard Baker  
Councillor Gordon Birtwistle  
Councillor Helen Bridges  
Councillor Margaret Brindle  
Councillor Joanne Broughton  
Councillor Martyn Hurt  
Councillor Nussrat Kazmi

Councillor Syeda Kazmi  
Councillor Jack Launer  
Councillor Jamie McGowan  
Councillor Neil Mottershead  
Councillor Paul Reynolds  
Councillor Christine Sollis  
Councillor Don Whitaker  
Councillor Fiona Wild

**PUBLISHED**

Wednesday, 2 August 2023



## SCRUTINY COMMITTEE

BURNLEY TOWN HALL

Wednesday, 5th July, 2023 at 6.30 pm

### PRESENT

### MEMBERS

Councillors G Barton (Chair), B Horrocks (Vice-Chair), H Baker, G Birtwistle, H Bridges, M Brindle, J Broughton, M Hurt, N Kazmi, S Kazmi, J Launer, J McGowan, P Reynolds, C Sollis and D Whitaker

### OFFICERS

Lukman Patel	– Chief Operating Officer
Paul Gatrell	– Head of Housing & Development Control
Simon Goff	– Head of Green Spaces and Amenities
Kate Ingram	– Strategic Head of Economy and Growth
Craig Finn	– Principal Accountant
Amy Johnson	– Finance Manager
Elizabeth Murphy	– Planning Policy Manager
CJ Walmsley	– Democracy Officer

#### 128. Apologies

Apologies for absence were received from Councillor Wild.

#### 129. Minutes

The minutes of the meeting held on 1<sup>st</sup> June 2023 were approved as a correct record and signed by the Chair.

#### 130. Additional Items of Business

There were no additional items of business to be considered.

#### 131. Declarations of Interest

No declarations of interest were received.

#### 132. Exclusion of the Public

Exclusion of press and public was as set out in the agenda. There were no private items to be considered.

### **133. Public Question Time**

No questions, statements or petitions had been received from members of the public.

### **134. Notice of Key Decisions and Private Meetings**

Members were asked to note the Notice of Key Decisions and Private Meetings (NKDPM) published on 26<sup>th</sup> June 2023, and the notice to Scrutiny Committee Chair under Regulation 10 (1)(a) of the Local Authorities (Executive Arrangements) (Meetings and Access to Information) (England) Regulations 2012, in relation to the Climate Change Strategy Update and Carbon Budget report, published on 23<sup>rd</sup> June 2023.

Members were reminded that should they wish the Committee to consider any items on the NKDPM, they should inform the Chair.

RESOLVED – That the NKDPM of 26<sup>th</sup> June 2023 and the notice to Scrutiny Committee Chair under Regulation 10 (1)(a) of the Local Authorities (Executive Arrangements) (Meetings and Access to Information) (England) Regulations 2012, published on 23<sup>rd</sup> June 2023, be noted.

### **135. Planning Authority Monitoring Report 21/22**

A report was submitted that presented the 2021/22 Planning Authority Monitoring Report (AMR), which was completed in December 2022 and was available to read in full on the Council's website. The AMR set out the Council's progress in plan-making and monitored the performance of policies in the Local Plan to see whether they are helping to deliver the vision and objectives of the Plan as set out, and whether there is any need to formally update the plan.

It was queried why there had been a delay in reporting the Section 106 spend in the AMR so far. It was reported that the prescribed format was the hold up, however signed agreements were available on the website.

Work was currently underway on the 2022/23 AMR.

RESOLVED – That the report be noted.

### **136. Statutory Review of the Local Plan and Revision of the Local Development Scheme**

The Committee considered a report on the Statutory Review of the Local Plan and Revision of the Local Development Scheme that was to be submitted to the Council's Executive on 12<sup>th</sup> July 2023.

Burnley's Local Plan was adopted on 31<sup>st</sup> July 2018 and to meet the legislative requirement the Local Plan needed to be reviewed at least every 5 years from the date of adoption, to assess whether an update was needed; and to publish the reasons if it is considered that no update was necessary. It was estimated that updating the Local Plan would cost circa £1 million on top of existing budgets.

It was reported that the Local Plan was performing well and was on track to deliver the development necessary to meet need and deliver the Council's vision for the borough. Considering the cost and complexity of a Local Plan update and given the uncertainties created by the proposed reforms set out in the Levelling Up and Regeneration Bill, which would fundamentally change the nature and procedure for preparing local plans and may prevent progression of any update, it was felt that an update should not be pursued at this point.

The report recommended that the Executive note the content of the review and agree that an update of Burnley's Local Plan 2012-32 was not required at the present time. The Executive was also asked to approve the revised Local Development Scheme and agree that an update of the Statement of Community Involvement not currently be pursued.

Members gave positive feedback on the report and asked questions around the Gypsy and Traveller site Allocations DPD, and whilst this was on hold pending the outcome of the planning reforms, it was reported that people's needs would be given consideration.

A query was raised as to whether the decision on the review of the Local Plan should be made by Full Council. Clarification was given that determination on whether to review the Local Plan was a function of the Executive.

Members determined to exclude the public from the meeting before discussion took place on the remainder of the item, on the grounds that in view of the nature of the business to be discussed, if public were present there would be a disclosure to them of exempt information within the meaning of paragraph 5 of Schedule 12A of the Local Government Act 1972.

RESOLVED – That the report be noted.

Members resolved that the remainder of the items on the agenda be considered in public.

### **137. Climate Change Strategy Update**

The Committee received a report which provided an update on the Climate Change Strategy and Carbon Budget. The report recommended that the Executive approve the Climate Change Strategy Progress Update 2022 – 2023; the Revised Climate Change Action Plan 2023; and Burnley Council Carbon Budget Report 2023. Approval was also sought for the spend of £24,995 to commission CO2Analysis to work with the Council to calculate, monitor and reduce Scope 3 emissions.

Concerns were raised with regards to sustainable transport, specifically in relation to the lack of public transport for new developments.

The protection of species, habitats and wider biodiversity was discussed in terms of how the use of signage could make a difference. The Committee requested to recommend to

the Executive that this be suggested to United Utilities regarding public access on the rural land they own and manage across the borough.

Members raised questions with regards to Active Travel and it was requested that detailed information in respect of Active Travel be submitted to a future meeting.

It was questioned if the pilot recycling scheme in Towneley Park could be considered all parks throughout the borough. This was to be discussed with the Head of Amenities and Green Spaces

RESOLVED – (1) That the report be noted;  
(2) That the Executive be requested to suggest to United Utilities, the use of signage regarding public access on the rural land they own and manage across the borough; and  
(3) That more detailed information in relation to Active Travel be submitted to a future meeting.

### **138. 2022/23 Final Revenue Outturn Position**

A report was submitted on the provisional position on the Council's revenue accounts for 2022/23. The report requested that Full Council be asked to approve the provisional final position on the Council's revenue account for 2022/23, being a net underspend of £61k which was to be transferred to the Revenue Support Reserve. The projected underspend estimated at quarter 3 budget monitoring was £9k.

Approval was also sought for the transfers to/from Earmarked Reserves totalling a net £2.368m increase to reserves, including carry forward requests subject to approval but excluding the recommended Revenue Support Reserve transfer, along with approval of additional revenue budget carry forward requests from Heads of Service totalling £671k and assumed within the net underspend.

RESOLVED – That the report be noted.

### **139. 2022/23 Final Capital Outturn Position**

A report was submitted on the performance of the 2022/23 capital investment programme and presented the financing of capital expenditure incurred during 2022/23.

The report requested that Full Council approve the final position on capital spending and financing of £21.810m for 2022/23, which equated to 92% of the final resources position; and the revised capital budget for 2023/24 which totalled £40.426m and included net carry forward of £1.925m.

Members asked a number of questions in relation in to: -

Provision of Pump Track at Hapton/Worsthorne Recreation Ground  
Locations for Play Area Improvement Programme and Playing Pitch Improvements  
Locations of Refill Fountains  
Inclusion of Green Burial Ground at Burnley Cemetery



The Finance Manager would co-ordinate a response and circulate to Members.

RESOLVED – (1) That the report be noted; and  
(2) That the Finance Manager provide the information in relation to Member questions.

#### **140. Annual Treasury Management Review of 2022/23 Activity**

A report was submitted that informed Members of the Council's treasury management activity during 2022/23.

It was queried whether interest rate increases were impacting on the sale of new developments, but there had been no direct feedback in relation to this.

RESOLVED – That the report be noted.

#### **141. Allotment Review 2023**

The Committee received a report on the Allotment Review 2023. The review identified that there was a shortfall in provision and recommended increasing supply by splitting larger and under used plots and investigating the provision of additional allotment sites on existing green spaces. Members were keen that along with existing sites, potential new sites be considered due to the growth within the town.

It was queried what percentage of allotment holders were over 60. The Head of Amenities and Green Spaces would provide this information.

RESOLVED – That the report be noted.

#### **142. Scrutiny Review Groups**

A proposal had been received to look at Climate Change in more detail. The aim of the review would be to better understand the Climate Change Strategy and potentially suggest initiatives to the Council's Executive. A scoping session was to be arranged with the Head of Housing and Development Control and the Climate Change Officer, to determine the specifics of the review. Councillors Barton, Bridges, Broughton, Hurt, S Kazmi, Launer, McGowan, Reynolds and Whitaker volunteered to sit on the group.

An update was given on the Liberata Review Group, insofar as a visit to the Contact Centre was scheduled for the 11<sup>th</sup> July 2023. This would be a 2-hour session and an update would be provided at the next meeting.

The Head of Housing and Development Control was asked to invite the Managing Director of Calico to attend a Scrutiny meeting and confirm the date.

RESOLVED – (1) That the update be noted; and

(2) That a Climate Change Review Group be scoped and Councillors Barton, Bridges, Broughton, Hurt, S Kazmi, Launer, McGowan, Reynolds and Whitaker sit on the group.

(3) That the Liberata Review Group update be noted; and

(4) That the Head of Housing and Development Control invite the Managing Director of Calico to attend a Scrutiny meeting and confirm the date.

### **143. Work Programme 2023/24**

The Committee received the updated work programme for 2023/24.

RESOLVED – That the updated work programme for 2023/24 be noted.

## BURNLEY BOROUGH COUNCIL

### NOTICE OF KEY DECISIONS AND PRIVATE MEETINGS

This Notice contains:

- a) A list of Key Decisions to be taken by the Executive (unless otherwise stated) after July 2023, published on 18th July 2023. Due to circumstances, these decisions could also be taken by Officers using urgency powers or delegated authority.
- b) Details of dates of meetings of the Executive during the same period at which decisions may be taken in private or partly in private.

A Key Decision is an Executive decision that is likely:

- (i) to result in the local authority incurring expenditure which is, or the making of savings which are significant, having regard to the local authority's budget for the service or function to which a decision relates. The Council has said that Capital or Revenue spending over £100,000 will be a Key Decision; or
- (ii) to be significant in terms of its effects on communities living or working in an area comprising two or more wards in the Borough;

A private meeting is a meeting or part of a meeting of the Executive during which the public must be excluded whenever:

- a) it is likely, in view of the nature of the business to be transacted or the nature of the proceedings, that if members of the public were present during that item, confidential information would be disclosed to them in breach of the obligation of confidence;
- b) the Executive passes a resolution to exclude the public during that item where it is likely, in view of the nature of the item of business, that if members of the public were present during that item, exempt information would be disclosed to them; or
- c) a lawful power is used to exclude a member or members of the public in order to maintain orderly conduct or prevent misbehaviour at a meeting.

<b>Matter for decision</b>	<b>Purpose</b>	<b>Key Decision – Yes or No</b>	<b>Anticipated date of decision</b>	<b>Public or Private report – Please give reasons</b>	<b>List of documents to be submitted, including any background papers</b>	<b>Contact person &amp; Executive Portfolio</b>
Acquisition of temporary accommodation	To consider a report to acquire properties that are currently being used for temporary accommodation for homeless people	Yes	August 2023	Private	Report setting out key issues	Clare Jackson Private Sector Housing Manager  Executive Member for Housing and Leisure
Burnley Playing Pitch & Outdoor Sport Strategy (PPOSS)	To consider a report on the PPOSS and approve the implementation of strategic document.	Yes	August 2023	Public	Report setting out key issues	Kieron Roberts Park Development Manager  Executive Member for Housing & Leisure
Outdoor Town Active Burnley Partnership Action Plan	To consider a report on the Action Plan	Yes	August 2023	Public	Report setting out key issues	Simon Goff Head of Green Spaces & Amenities  Executive Member for Housing & Leisure

<b>Matter for decision</b>	<b>Purpose</b>	<b>Key Decision – Yes or No</b>	<b>Anticipated date of decision</b>	<b>Public or Private report – Please give reasons</b>	<b>List of documents to be submitted, including any background papers</b>	<b>Contact person &amp; Executive Portfolio</b>
Fitness Equipment Replacement use of Framework Agreement	To approve Capital funding for replacement of fitness equipment in Burnley Leisure gyms	Yes	August 2023	Private: contains commercially sensitive information that may adversely affect procurement	Report setting out key issues	Simon Goff Head of Green Spaces & Amenities  Executive Member for Housing & Leisure
UKSPF Project – Boost	To approve proposal and enter into contract	Yes (delegated to Strategic Head of Economy and Growth)	August 2023	Public	Report setting out key issues	Kate Ingram Strategic Head of Economy and Growth  Executive Member for Economy & Growth
UKSPF Project – Burnley Manufacturing Programme	To approve and enter into contract	Yes (delegated to Strategic Head of Economy and Growth)	August 2023	Public	Report setting out key issues	Kate Ingram Strategic Head of Economy and Growth  Executive Member for Economy & Growth

<b>Matter for decision</b>	<b>Purpose</b>	<b>Key Decision – Yes or No</b>	<b>Anticipated date of decision</b>	<b>Public or Private report – Please give reasons</b>	<b>List of documents to be submitted, including any background papers</b>	<b>Contact person &amp; Executive Portfolio</b>
Empty Homes Programme – Various CPOS	To approve several CPOs	Yes	August 2023	Public	Report setting out key issues	Clare Jackson Private Sector Housing Manager  Executive Member Housing and Leisure
Cultural Strategy	To consider a report on a Cultural Strategy	Yes	September 2023	Public	Report setting out key issues	Simon Goff Head of Green Spaces & Amenities  Executive Member for Housing & Leisure
Revenue Monitoring Report 2023/24 Quarter 1	To consider a report on Revenue Monitoring 2023/24 Q1	No (Full Council Policy Framework decision)	September 2023	Public	Report setting out key issues	Howard Hamilton-Smith Head of Finance and Property  Executive Member for Resources & Performance

<b>Matter for decision</b>	<b>Purpose</b>	<b>Key Decision – Yes or No</b>	<b>Anticipated date of decision</b>	<b>Public or Private report – Please give reasons</b>	<b>List of documents to be submitted, including any background papers</b>	<b>Contact person &amp; Executive Portfolio</b>
Capital Monitoring Report 2023/24 Quarter 1	To consider a report on Capital Monitoring 2023/24 Q1	No (Full Council Policy Framework decision)	September 2023	Public	Report setting out key issues	Howard Hamilton-Smith Head of Finance and Property  Executive Member for Resources & Performance
Revenue Budgets 2024-27 – Latest Position and Savings Proposals	To consider a report on the latest revenue budget position 2024-27 and savings proposals	No (Full Council Policy Framework decision)	September 2023	Public	Report setting out key issues	Howard Hamilton-Smith Head of Finance and Property  Executive Member for Resources & Performance
Social Care Projects using the Disabled Facilities Grant allocation from the Better Care Fund	To approve several social care projects funded through the Better Care Fund.	Yes	September 2023	Public	Report setting out key issues	Clare Jackson Private Sector Housing Manager  Executive Member Housing and Leisure

Meetings of the Executive will be held on the following dates: 16<sup>th</sup> August and 20<sup>th</sup> September. Meetings normally start at 6.30pm but times can change so please check the council website nearer the date of the meeting. All meetings are usually held at the Town Hall.

This Notice will be further updated in the form of the agenda by the following date: 8<sup>th</sup> August 2023. A further Notice will be given 5 clear days before each meeting listed above if the meeting or part of the meeting is to be held in private.

If you wish to make any representations about why any meeting or part of a meeting proposed to be held in private should be open to the public please send them to: Catherine Waudby, Head of Legal and Democratic Services, Town Hall, Manchester Road, Burnley BB11 9SA.

E-mail: [cwaudby@burnley.gov.uk](mailto:cwaudby@burnley.gov.uk)

Published: on 18<sup>th</sup> July 2023



## Burnley Playing Pitch & Outdoor Sport Strategy (PPOSS)

### Report to the Executive



<b>DATE</b>	<b>August 2023</b>
<b>PORTFOLIO</b>	<b>GS&amp;A</b>
<b>REPORT AUTHOR</b>	<b>Kieron Roberts</b>
<b>TEL NO</b>	<b>01282 475825</b>
<b>EMAIL</b>	<b>kroberts@burnley.gov.uk</b>

#### PURPOSE

1. To seek approval of the Executive to adopt the Burnley Playing Pitch & Outdoor Sports Strategy (PPOSS).

#### RECOMMENDATION

2. That the Executive is recommended to adopt the Burnley Playing Pitch & Outdoor Sport Strategy.

#### REASONS FOR RECOMMENDATIONS

3. The PPOSS (Strategy & Action Plan - Appendix 2) will guide the management and development of Burnley's playing pitches over the next 5+ years.
4. The PPOSS will provide a strategic framework to ensure that the provision of outdoor sports facilities meets the needs of residents (both existing and future) and visitors across Burnley. It will also support those organisations, including the Council, involved in the provision of outdoor sports facilities across Burnley.

#### SUMMARY OF KEY POINTS

5. The previous Burnley PPOSS, which was completed in 2015, is past its recommended life span (5+ years) and is therefore in need of renewal in order to be a key evidence base. Additionally, there is a need for the PPOSS to help secure Section 106 developer contributions for investment into current and new provision as well as providing support for other external grant opportunities.
6. Subsequently, Knight, Kavanagh & Page Ltd (KKP), who helped develop the original PPOSS, was appointed by the Council in early 2022 to produce a new Burnley Playing Pitch & Outdoor Sports Strategy.
7. The Strategy has been developed in accordance with Sport England's Playing Pitch Strategy (PPS) Guidance (for playing pitch sports) and Sport England's Assessing Needs and Opportunities Guide (for "non-pitch" sports).

Sport England's PPS Guidance details a stepped approach, separated into five distinct sections:

- Stage A: Prepare and tailor the approach
- Stage B: Gather information and views on the supply of and demand for provision
- Stage C: Assess the supply and demand information and views
- Stage D: Develop the Strategy
- Stage E: Deliver the Strategy and keep it robust and up to date

Stages A-C are covered in the Assessment Report (Appendix 1) and Stage D, the Strategy & Action Plan, is provided in Appendix 2. Stage E is ongoing throughout the lifespan of the work and annual monitoring of the document will be forthcoming by the Strategy Steering Group.

8. The Assessment Report presents a supply and demand assessment of playing pitch and outdoor sport facilities within Burnley. Building upon the information contained within the Assessment Report, the Strategy & Action Plan provides a clear, strategic framework in relation to the provision of playing pitch and outdoor sport facilities. It includes:

- A vision for the future protection, improvement, and development of provision.
- A series of sport-by-sport recommendations and scenarios.
- A series of strategic recommendations.
- A prioritised area-by-area and site-by-site action plan that prioritise and can address key issues.

9. The scope of the PPOSS focuses geographically on all local provision, regardless of ownership and management arrangements. The study area covers the entirety of the authority. In addition, analysis areas (or sub areas) are used to allow for a more localised analysis, as well as the analysis for Burnley as a whole. Provision included within the PPOSS:

- Football
- 3G pitches
- Cricket
- Rugby league
- Rugby union
- Hockey (hockey suitable AGPs)
- Tennis
- Netball
- Bowls
- Golf
- MUGAs
- Other sports – American Football and Rounders

## Headline Findings

10. The existing position for all sports is either that demand is being met or that there is a shortfall, whereas the future position shows the exacerbation of current shortfalls and the creation of additional shortfalls for some pitch/facility types and in some areas where demand is currently being met.

11. For the most part, the shortfalls identified can be met by better utilising current provision, such as through improving quality, re-configuration, installing additional sports lighting, improving ancillary facilities, and enabling access to existing unused provision, such as at unavailable school sites.
12. It has been identified that cricket has the highest levels of shortfalls out of the main pitch sports. Although these are the largest shortfalls there is not a requirement for additional provision with other methods identified in Part 4: Sport Specific Issues Scenarios and Recommendations of the Strategy & Action Plan (Appendix 2).
13. In relation to football, there is also a shortfall of 3G pitches that can only be met through increased provision. With resources to improve the quality of grass pitches being limited, an increase in 3G provision could also help reduce grass pitch shortfalls through the transfer of play, which in turn can aid pitch quality improvements.
14. Quantitative Headline findings for Burnley (pitch sports) are outlined below:

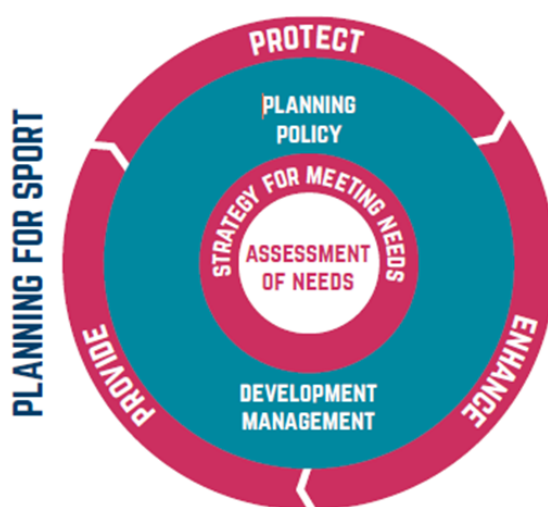
Analysis area	Pitch/facility type	Current supply/ demand balance in MES <sup>1</sup>	Future supply/ demand balance (2032) in MES
<b>Football – grass pitches</b>			
Burnley	<b>Adult</b>	<b>Shortfall of 1.5</b>	<b>Shortfall of 2.5</b>
	<b>Youth 11v11</b>	Spare capacity of 0.5	<b>Shortfall of 2</b>
	<b>Youth 9v9</b>	<b>Shortfall of 0.5</b>	<b>Shortfall of 1.5</b>
	<b>Mini 7v7</b>	Spare capacity of 2.5	Spare capacity of 1.5
	<b>Mini 5v5</b>	Spare capacity of 1.5	Spare capacity of 0.5
<b>Football – 3G pitches</b>			
Burnley	<b>Full size</b>	<b>Shortfall of 3G pitches</b>	<b>Shortfall of 3G pitches</b>
<b>Cricket</b>			
Burnley	Senior (Saturday)	<b>Shortfall of 15</b>	<b>Shortfall of 15</b>
	Senior (Sunday)	<b>Shortfall of 3</b>	<b>Shortfall of 3</b>
<b>Rugby union</b>			
Burnley	<b>Senior</b>	Spare capacity of 1	Spare capacity of 1
<b>Rugby league</b>			
Burnley	<b>Senior</b>	Sufficient quantity	Sufficient quantity
<b>Hockey</b>			
Burnley	<b>Full size</b>	Sufficient quantity	Sufficient quantity

15. Quantitative Headline findings for Burnley (non-pitch sports) are outlined below:

Sport	Current picture	Future picture (2032)
<b>Tennis</b>	Sufficient quantity <b>but quality issues</b>	Sufficient quantity <b>but quality issues</b>
<b>Netball</b>	Sufficient quantity <b>but issues surrounding tenure</b>	Sufficient quantity <b>but issues surrounding tenure</b>
<b>Bowls</b>	Sufficient quantity	Sufficient quantity
<b>Golf</b>	Sufficient quantity	Sufficient quantity
<b>MUGAs</b>	<b>Shortfalls within the East Burnley &amp; Cliviger and Padiham &amp; Hapton analysis areas</b>	<b>Shortfalls within the East Burnley &amp; Cliviger and Padiham &amp; Hapton analysis areas</b>
<b>Other sports</b>	Sufficient quantity	Sufficient quantity

## Strategic Recommendations

16. The strategic recommendations for the Strategy have been developed via a combination of information gathered during consultation, site visits and analysis which culminated in the production of the Assessment report (Appendix 1), as well as key drivers identified for the Strategy. They reflect overarching and common areas to be addressed, which apply across outdoor sports facilities and may not be specific to just one sport.
17. The recommendations are based on the main aims of the Strategy reflecting the three Sport England objectives (**PROTECT, ENHANCE, PROVIDE**) detailed in the image below:



### OBJECTIVE 1

To **protect** the existing supply of outdoor sport provision and ancillary facilities where it is needed for meeting current and future needs.

#### Recommendations:

- a. Ensure, through the use of the PPOSS, that playing pitches and outdoor sport facilities are protected through the implementation of local planning policy.
- b. Secure tenure and access to sites for high quality, development minded clubs, through a range of solutions and partnership agreements.
- c. Maximise community use of education facilities where needed.

## OBJECTIVE 2

To enhance outdoor sport provision and ancillary facilities through improving quality and management of sites

### Recommendations:

- d. Improve quality
- e. Adopt a tiered approach (hierarchy of provision) to the management and improvement of sites.
- f. Work in partnership with stakeholders to secure funding
- g. Secure developer contributions.

## OBJECTIVE 3

To provide new outdoor sport provision and ancillary facilities where there is current or future demand to do so.

### Recommendations:

- h. Rectify quantitative shortfalls through the current facility stock.
- i. Identify opportunities to increase the overall stock to accommodate both current and future demand.

18 Since the assessment and report documents were completed by KKP in late 2022/early 2023, there have been improvements to the tennis courts at Scott Park and Park Road through the Lawn Tennis Association's Capital Funding programme which will have addressed the quality issues for Tennis highlighted in 15. In addition, Lowerhouse Cricket Club have secured external funding for improving ancillary facilities, including new cricket nets and football pitch/drainage improvement work is due to be carried out at Lockyer Avenue and Queens Park in 2024 which will help with youth football pitch shortfalls through improving quality and increasing capacity (both Objective 2 d and f).

19 A site-by-site action plan seeks to address key issues identified in the Assessment Report. It provides recommendations based on current levels of usage, quality, and future demand, as well as the potential of each site for enhancement. It is separated by analysis area and includes information pertaining to site hierarchy, priority status, partners involved, potential costs and timescales.

20. The action plan will be the main thrust for development across Burnley in the next 3 years with Burnley Council the lead organisation in progressing the implementation of actions. The Steering Group (key organisations involved in the Strategy development) will review and monitor progress annually. It is imperative that these annual reviews take place as it ensures that data is kept up to date and robust and the Strategy is still relevant.

21. As a guide, if no review and subsequent update has been carried out within three years of the PPOSS being signed off by the steering group, then Sport England

and the NGBs would consider it and the information on which it is based to be out of date.

## **FINANCIAL IMPLICATIONS AND BUDGET PROVISION**

22. The Strategy will help guide the allocation of any financial contributions made by housing developments to invest into the improvement of existing and new sports pitch provision. The Strategy will also help the Council to secure funding from external sources such as the Football Foundation, Sport England, National Governing Bodies (NGB's) and other grant awarding bodies.

## **POLICY IMPLICATIONS**

23. The previous Burnley PPOSS is past its recommended life span. This new PPOSS will provide the Council and its partners with a clear, strategic framework in relation to the provision of playing pitch and outdoor sport facilities.

## **DETAILS OF CONSULTATION**

24. Extensive consultation with local Sports Clubs, NGB's and other relevant partner organisations has been co-ordinated and undertaken by KKP (the consultants) throughout the development of the Strategy.

Details can be found in both the Assessment Report and the Strategy & Action Plan documents.

## **BACKGROUND PAPERS**

25. Burnley Borough Council Playing Pitch & Outdoor Strategy - Assessment Report November 2022.

Burnley Borough Council Playing Pitch & Outdoor Sport Strategy – Strategy & Action Plan November 2022.

## **FURTHER INFORMATION**

**PLEASE CONTACT:**

**Kieron Roberts**

**ALSO:**

**Simon Goff**



# **BURNLEY BOROUGH COUNCIL PLAYING PITCH & OUTDOOR SPORTS STRATEGY**

## **DRAFT ASSESSMENT REPORT NOVEMBER 2022**

QUALITY, INTEGRITY, PROFESSIONALISM

**Knight, Kavanagh & Page Ltd**  
Company No: 9145032 (England)

MANAGEMENT CONSULTANTS

Registered Office: 1 -2 Frecheville Court, off Knowsley Street, Bury BL9 0UF  
T: 0161 764 7040 E: [mail@kcp.co.uk](mailto:mail@kcp.co.uk) [www.kcp.co.uk](http://www.kcp.co.uk)



Cert Num: 6543-QMS-001

# BURNLEY BOROUGH COUNCIL PLAYING PITCH & OUTDOOR SPORTS STRATEGY

---

## CONTENTS

PART 1: INTRODUCTION AND METHODOLOGY .....	2
PART 2: FOOTBALL.....	14
PART 3: THIRD GENERATION ARTIFICIAL GRASS PITCHES (3G PITCHES) .....	41
PART 4: CRICKET.....	51
PART 5: RUGBY UNION .....	69
PART 6: ARTIFICIAL GRASS PITCHES FOR HOCKEY .....	78
PART 7: TENNIS COURTS .....	85
PART 8: NETBALL COURTS.....	97
PART 9: BOWLING GREENS.....	104
PART 10: GOLF.....	112
PART 11: MULT USE GAMES AREAS (MUGAS) .....	121
PART 12: OTHER SPORTS .....	126
APPENDIX 1: SPORTING CONTEXT .....	129
APPENDIX 2: NON TECHNICAL ASSESSMENT SHEETS.....	140



# BURNLEY BOROUGH COUNCIL PLAYING PITCH & OUTDOOR SPORTS STRATEGY

---

## ABBREVIATIONS

3G	Third Generation (artificial turf)
AGP	Artificial Grass Pitch
ANOG	Assessing Needs and Opportunities Guidance
AP	Active Partnership
BBC	Burnley Borough Council
BC	Bowls Club
BCGBA	British Crown Green Bowling Association
CC	Cricket Club
CFA	County Football Association
CIL	Community Infrastructure Levy
ECB	England and Wales Cricket Board
EH	England Hockey
FA	Football Association
FC	Football Club
FE	Further Education
FF	Football Foundation
FIT	Fields in Trust
GIS	Geographical Information Systems
GMA	Grounds Management Association
HE	Higher Education
HC	Hockey Club
IRB	International Rugby Board
KKP	Knight, Kavanagh and Page
LCF	Lancashire Cricket Foundation
LFA	Lancashire FA
LFFP	Local Football Facility Plan
LMS	Last Man Stands
LTA	Lawn Tennis Association
NGB	National Governing Body
NPPF	National Planning Policy Framework
ONS	Office for National Statistics
PPOSS	Playing Pitch & Outdoor Sports Strategy & Outdoor Sports Strategy
RFU	Rugby Football Union
RFL	Rugby Football League
RLFC	Rugby League Football Club
RUFC	Rugby Union Football Club
S106	Section 106 agreement
TC	Tennis Club
TGR	Team Generation Rate
U	Under
WR	World Rugby

### PART 1: INTRODUCTION AND METHODOLOGY

#### 1.1: Introduction

Knight, Kavanagh & Page Ltd (KKP) was appointed by Burnley Borough Council (BBC) to produce a Burnley Playing Pitch & Outdoor Sports Strategy.

This report (known as the Assessment Report) presents a supply and demand assessment of playing pitch and outdoor sport facilities within Burnley and is delivered in accordance with Sport England's guidance for preparing a Playing Pitch Strategy for playing pitch sports, and Sport England's Assessing Needs and Opportunities Guide (ANOG) for "non-pitch" outdoor sports.

Sport England's PPS Guidance details a 10-stepped approach for the assessment of pitches, separated into five distinct sections, as follows:

- ◀ Stage A: Prepare and tailor the approach (1)
- ◀ Stage B: Gather information and views on the supply of and demand for provision (2 & 3)
- ◀ Stage C: Assess the supply and demand information and views (4, 5 & 6)
- ◀ Stage D: Develop the strategy (7 & 8)
- ◀ Stage E: Deliver the strategy and keep it robust and up to date (9 & 10)

Stages A to C are covered in this report, with stage D covered in the proceeding strategy document and Stage E ongoing throughout the lifespan of the work.

ANOG is used for the assessment of non pitch outdoor sports and is separated into two parts; undertaking an assessment and applying the assessment. This report focuses on the first of these, with the guidance splitting it into three stages:

- ◀ Stage 1 – Prepare and tailor the assessment
- ◀ Stage 2 – Gather information on supply and demand
- ◀ Stage 3 – Assessment, bring the information together

A PPOSS is considered to be out of date if its baseline data has not been reviewed after three years of the study being undertaken. If the PPOSS is monitored annually then its lifespan will depend on the point at which an Annual Monitoring Report identifies changes that are significant enough to warrant a partial or full review. A bespoke process will be included within the subsequent Strategy.

#### 1.2: Stage A: Prepare and tailor the approach

##### *Why the strategy is being developed*

The previous Burnley PPOSS, which was completed in 2015, is past its recommended life span and is therefore in need of renewal in order to be a key evidence base. Additionally, there is a need for the PPOSS to help secure Section 106 developer contributions for investment into current and new provision. In addition to providing support for other external grant opportunities.

The PPOSS will therefore provide a strategic framework to ensure that the provision of outdoor sports facilities meets the needs of residents (both existing and future) and visitors across Burnley. It will also support those organisations, including the Council, involved in the provision of outdoor sports facilities across Burnley.

# BURNLEY BOROUGH COUNCIL PLAYING PITCH & OUTDOOR SPORTS STRATEGY

---

## Local context

### ***Burnley Borough Council's Local Plan: 2012-2032<sup>1</sup>***

Burnley's Local Plan was adopted 31<sup>st</sup> July 2018 and covers the whole of Burnley Borough for the period from 2012 to 2032. It provides the statutory planning framework for the Borough. The Local Plan is used to guide decisions on planning applications and areas where investment should be prioritised. It replaces the 2006 Burnley Local Plan Second Review.

The Local Plan has an important role to play in protecting and enhancing Green Infrastructure (GI) and the wide range of environmental and quality of life benefits it brings for local communities. It states that new development should seek to protect, maintain and enhance GI wherever possible.

Much of this will be achieved through a number of individual policies e.g. a requirement for the protection of or provision of new play and recreation space in housing developments (HS4), the protection of the Green Belt (SP7), community infrastructure (IC5) open spaces (NE2), Ecological Networks (NE1) etc. and through the overall development strategy set out in SP4.

More information surrounding Burnley's approach to playing pitches and outdoor sports provision can be found under the Open Spaces (pg 152) and Social and Community Infrastructure (pg 184) sections within the Local Plan.

The Council indicates it does not have any current plans to update the Local Plan as of Spring 2022.

### ***Burnley Health and Wellbeing Strategy – Together an Active Burnley (2018 - 2023)***

The vision of the Burnley Health and Wellbeing Strategy is for Burnley residents to improve lives through physical activity and sport. Burnley will be a place where the choice to be active is easy, attractive and enjoyable.

### ***Active Lancashire (Active Partnership) – A Decade of Movement Strategy (2021-2031)***

The stated aim of the Active Partnership is to create a future where every person in Lancashire has access to, and benefits from, a physically active lifestyle. Its blueprint for this is identified in its three strategic objectives, which are to:

- ◀ *Engaging partners:* To work collaboratively with like-minded partners who share our vision, we can address challenges and create opportunities across Lancashire and beyond.
- ◀ *Empowering communities:* To combine an individual and collaborative approach, to support our diverse communities to create, deliver and sustain physically active lifestyles.
- ◀ *Enabling individuals:* To help, each individual to thrive in improving, and taking responsibility for, their physical and mental health.

---

<sup>1</sup><https://www.burnley.gov.uk/sites/default/files/Burnley%27s%20Local%20Plan%20Adopted%20Version%20-%20Final.pdf>

# BURNLEY BOROUGH COUNCIL

## PLAYING PITCH & OUTDOOR SPORTS STRATEGY

---

### ***Burnley Leisure & Community Trust (BLC)***

Burnley Leisure & Community Trust is a registered charity employing a team of more than 100 fully qualified staff. It is supported by a board of trustees who are drawn from the local community and share a passion for sport and culture in Burnley. Its vision is simple – to make a real difference to the communities we serve

It manages a number of key facilities on behalf of the Council including St Peters Leisure Centre, Padiham Leisure Centre, Towneley Golf Course, Prairie Sports Village and Barden Athletics Track. It's strategic partnership with sporting stakeholders and the Council has seen the recent development of two full size 3G pitches at Prairie Sports Village. It will continue to be important for any future developments of provision and should be considered for the management of other sites if deemed strategically viable.

### ***National context***

Concern at national government level over the loss of playing fields prompted the development of localised playing pitch assessments and strategies which identify current and future requirements for playing fields. Developing a strategic approach to the analysis of playing pitch supply and demand is necessary to:

- ◀ Protect playing pitches against development pressures in, and around, urban areas.
- ◀ Identify pitch (natural grass and artificial) supply and demand issues in relation to predicated population changes.
- ◀ Address 'demand' pressures created as a result of specific sports development pressures e.g. growth of mini soccer and wider use of artificial grass pitches.
- ◀ Address budget pressures and public-sector cuts.

The Burnley PPOSS will provide an evidence base for planning decisions and funding bids and will ensure that this evidence is sound, robust and capable of being scrutinised through examination whilst meeting the requirements of the National Planning Policy Framework (NPPF).

One of the core planning principles of the National Planning Policy Framework (NPPF) is to improve health, social and cultural wellbeing for all and deliver sufficient community and cultural facilities and services to meet local needs. Section 8 of the NPPF deals specifically with the topic of healthy communities, with paragraph 98 discussing the importance of access to high quality open spaces and opportunities for sport and recreation that can make an important contribution to the health and well-being of communities.

Paragraph 99 discusses assessments and the protection of "existing open space, sports and recreational buildings and land, including playing fields". Paragraphs 100 and 102 also promote the identification of important green spaces by local communities and the protection of these facilities. Such spaces may include playing fields and outdoor sport facilities.

For the full national context, including for each of the sports covered please refer to Appendix 1.

### ***Management arrangements***

A project team from the Council has worked with KKP to ensure that all relevant information is readily available and to support the consultants as necessary to ensure that project stages and milestones are delivered on time, within the cost envelope and to the required quality standard to meet Sport England guidance.

# BURNLEY BOROUGH COUNCIL

## PLAYING PITCH & OUTDOOR SPORTS STRATEGY

---

Further to this, a Steering Group is and will continue to be responsible for the direction of the Playing Pitch & Outdoor Sports Strategy from a strategic perspective and for supporting, checking and challenging the work of the project team. The Steering Group is made up of representatives from BBC, Sport England and National Governing Bodies of Sport.

Although not part of the Steering Group, Burnley Leisure & Culture (the leisure provider for the Council), has actively been consulted with throughout the PPOSS. It should also be engaged during the Stage D and E process as a key strategic partner in the future.

It will be important for the Steering Group to continue once the Playing Pitch & Outdoor Sports Strategy has been finalised for several reasons, including a continuing responsibility to:

- ◀ Be a champion for playing pitch provision in the area and promote the value and importance of the Playing Pitch & Outdoor Sports Strategy
- ◀ Ensure implementation of the Playing Pitch & Outdoor Sports Strategy recommendations and action plan
- ◀ Monitor and evaluate the outcomes of the Playing Pitch & Outdoor Sports Strategy
- ◀ Ensure that the Playing Pitch & Outdoor Sports Strategy is kept up to date and refreshed through annual monitoring reviews

### ***Agreed scope***

The Assessment Report provides detail in respect of what exists in the Borough. With regards to each sport, the PPOSS will specifically consider the number of pitches/facilities and will consider the size, quality, location, accessibility and capacity of the provision as well as accompanying ancillary facilities such as changing accommodation, toilets and car parking.

It also considers the demand for facilities based on population distribution and planned growth. The following are the key outdoor sports (and associated facilities, including artificial surfaces) in Burnley and as such are included within the scope:

- |                                 |                             |
|---------------------------------|-----------------------------|
| ◀ Football                      | ◀ Tennis                    |
| ◀ 3G pitches                    | ◀ Netball                   |
| ◀ Cricket                       | ◀ Bowls                     |
| ◀ Rugby league                  | ◀ Golf                      |
| ◀ Rugby union                   | ◀ MUGAs                     |
| ◀ Hockey (hockey suitable AGPs) | ◀ Other sports <sup>2</sup> |

Pitch sports (i.e. football, rugby union, rugby league, hockey and cricket) will be assessed using the guidance set out in Sport England's Playing Pitch Strategy Guidance: An approach to developing and delivering a Playing Pitch Strategy. In addition, any other grass sport pitches identified during the project will also be included.

Non-pitch facilities (bowls and tennis, netball, golf and MUGAs) will be assessed using Sport England's Assessing Needs and Opportunities Guidance (2014).

---

<sup>2</sup> American football and rounders

# BURNLEY BOROUGH COUNCIL PLAYING PITCH & OUTDOOR SPORTS STRATEGY

## Extent of the study area

The study will cover provision within the Burnley Borough Council administrative area. Further to this, sub areas or analysis areas are applied to allow more localised assessment of provision and examination of supply and demand at a local level. Use of analysis areas allows local circumstances and issues to be taken into account. It should be noted that sports catchment areas do not naturally fall within these same analysis areas and can be either larger or cross over analysis areas. The analysis areas are for reporting purposes only and should not be used to compare provision between areas.

The Borough is divided into five analysis areas which broadly align with other sub-areas used for planning purposes and open space studies, as follows:

- ◀ East Burnley & Cliviger
- ◀ North Burnley
- ◀ Padiham & Hapton
- ◀ South Burnley
- ◀ West Burnley

Figure 1.1: Burnley study area with analysis areas

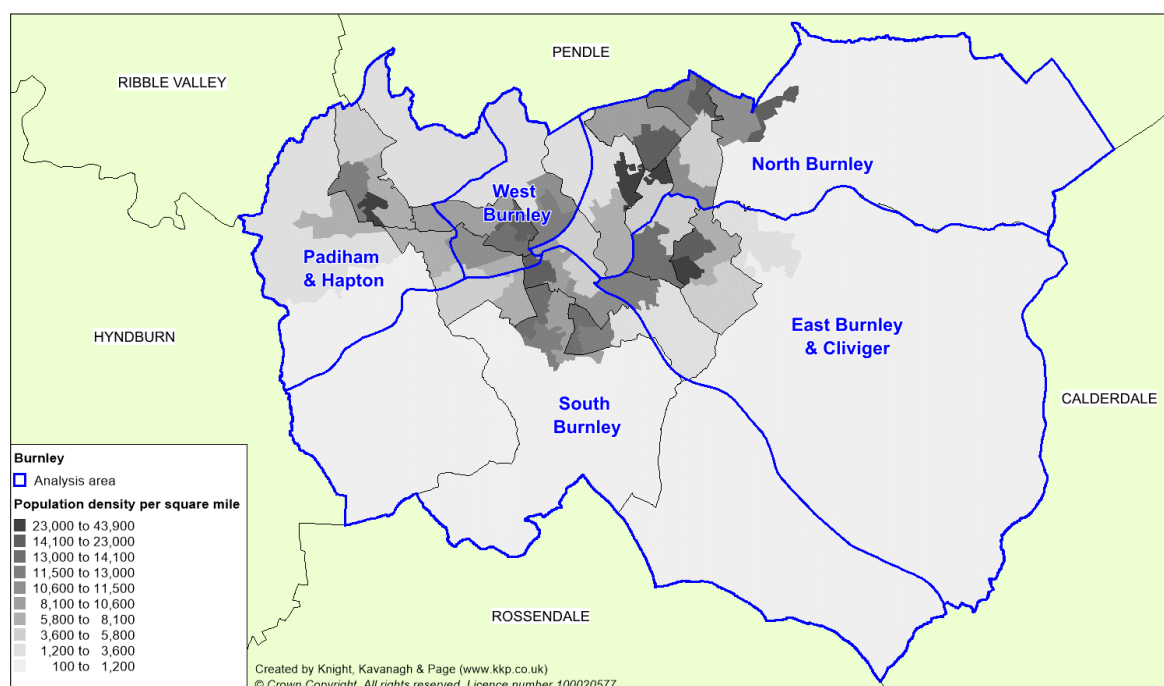


Table 1.1: Analysis areas by ward

Analysis area	Ward
East Burnley & Cliviger	The Burnley analysis areas are not split by wards but by district boundaries. Visit <a href="http://www.burnley.gov.uk">www.burnley.gov.uk</a> for more information.
North Burnley	
Padiham & Hapton	
South Burnley	
West Burnley	

Cross boundary issues will also be explored to determine the level of imported and exported demand, recognising, for example, that people travel to and make use of strategic facilities irrespective of administrative boundaries.



# BURNLEY BOROUGH COUNCIL

## PLAYING PITCH & OUTDOOR SPORTS STRATEGY

---

Burnley neighbours the local authorities of Pendle, Hyndburn, Calderdale, Ribbles Valley and Rossendale.

### 1.3: Stage B: Gather information and views on the supply of and demand for provision

A clear picture of supply and demand for outdoor sports facilities in Burnley needs to be provided to include an accurate assessment of quantity and quality. This is achieved through consultation with key stakeholders to ensure that they inform the subsequent strategy. It informs current demand, adequacy, usage, future demand and strategies for maintenance and investment for outdoor sports facilities.

#### ***Gather supply information and views – an audit of playing pitches***

Sport England's Playing Pitch Strategy Guidance uses the following definitions of a playing pitch and playing field. These definitions are set out by the Government in the 2015 'Town and Country Planning (Development Management Procedure) (England) Order'.<sup>3</sup>

- ◀ ***Playing pitch*** – a delineated area which together with any run off area, is of 0.2ha or more, and is used for association football, rugby, cricket, hockey, lacrosse, rounders, baseball, softball, American football, Australian football, Gaelic football, shinty, hurling, polo or cycle polo
- ◀ ***Playing field*** – the whole of a site which encompasses at least one playing pitch

Although the statutory definition of a pitch is one that meets a minimum size of 0.2ha, this PPOSS includes smaller size pitches that contribute to the supply side, for example, a site containing one mini 5v5 football pitch<sup>4</sup> (as this is less than 0.2 hectares). This PPOSS counts individual grass pitches (as a delineated area) as the basic unit of supply. The definition of a playing pitch also includes artificial grass pitches.

As far as possible, all best endeavours have been made to identify all playing fields and pitches irrespective of ownership and use. This report aims to capture all of the playing pitches and relevant outdoor sport facilities within the Borough; however, there may be instances that have led to omissions, such school or private sites where access was not possible (although facilities at sites not accessed are still included within the study where provision is known to exist from other sources e.g. affiliation data or club/league consultation). Where provision has not been recorded within the report, they are still considered to exist for planning purposes. Furthermore, any exclusion does not mean that the provision is not required from a supply and demand point of view.

#### *Quantity*

Where known, all outdoor sports facilities are included irrespective of ownership, management and use. Sites were initially identified using Sport England's Active Places web-based database, with the Council and National Governing Bodies of Sport supporting the process by checking and updating this initial data. This was also verified against club information supplied by local leagues.

---

<sup>3</sup> [www.sportengland.org](http://www.sportengland.org) > Facilities and Planning > Planning Applications

<sup>4</sup> Refer to Table 2.1 for football pitch format definitions

## BURNLEY BOROUGH COUNCIL PLAYING PITCH & OUTDOOR SPORTS STRATEGY

For each site, the following details were recorded in the project database (which will be supplied upon completion of the project as an electronic file):

- ◀ Site name, address (including postcode) and location
- ◀ Ownership and management type
- ◀ Security of tenure
- ◀ Total number, type and quality of outdoor sports facilities

### *Accessibility*

Not all outdoor sports facilities offer the same level of access to the community. The ownership and accessibility of provision also influences actual availability for community use. Each site is assigned a level of community use as follows:

- ◀ **Community use** - facilities in public, voluntary, private or commercial ownership or management (including education sites) recorded as being available for hire and currently in use by teams playing in community leagues.
- ◀ **Available but unused** - facilities that are available for hire but are not currently used by teams which play in community leagues; this most often applies to school sites but can also apply to sites which are expensive to hire.
- ◀ **No community use** - facilities which as a matter of policy or practice are not available for hire or used by teams playing in community leagues. This should include professional club pitches along with some semi-professional club pitches, where play is restricted to the first or second team.
- ◀ **Not available as disused** - Any sites where pitches were once, but are no longer, marked out and remain undeveloped

Disused sites provide the opportunity to help address deficiencies in pitch sport if brought back into use or replaced in a more sustainable location to meet need. The sites below will be assessed to establish whether they need to be retained and protected for future use or need to be replaced in accordance with paragraph 99 of the NPPF.

The lawful use of a disused playing field is still that of a playing field until such time as it is developed for a non-pitch sport use or its use is formally changed through the planning system. There is no positive obligation, under planning law, for a playing field to be actively used as such.

*Table 1.2: Disused playing field and outdoor sport sites in Burnley*

Site Id	Site name	Postcode	Sport(s)	Last known use	Comments
1	Bank Hall Pitch	BB10 3AT	Football	-	Bank Hall Pitch previously accommodated one adult pitch, with changing rooms and secure fencing. The site has been disused for a number of years although there are local clubs with ambitions to bring the pitch back into use.
2	Barden Gardens	BB10 1JA	Bowls	-	There are two greens at Barden Gardens identified as being disused. The disused greens are overgrown and are therefore unable to be used for bowls.



## BURNLEY BOROUGH COUNCIL PLAYING PITCH & OUTDOOR SPORTS STRATEGY

Site Id	Site name	Postcode	Sport(s)	Last known use	Comments
40	Stoneyholme Recreation Ground	BB12 0AW	Football	<i>Circa 2012</i>	Previously been marked with one adult pitch and is located adjacent to a small area of land with a set of goals, approximately the size of a mini 7v7 pitch, in addition to a large sports lit macadam area. Due to the lack of demand the site has not formally been used for any affiliated demand for over 10 years. Burnley College have submitted a planning application to develop the part of the site and bring the 7v7 pitch back into use with some off site mitigation for the loss of playing field.
41	Sycamore Avenue	BB12 6DH	Football	2021	Previously accommodated up to two mini 7v7 pitches, one youth 9v9 pitch and one mini 5v5 pitch. The site is now maintained as a park.
64	Towneley Park	BB11 3ED	Tennis	-	Three disused shale tennis courts at Towneley Park located between the two active bowling greens. It is unknown exactly when the provision was last actively maintained and utilised, however, they have not been used for several years.
97	Brunshaw Golf Course	BB10 4SD	Golf	2019	There is a disused nine-hole Par 3 course in Burnley known as Brunshaw Golf Course (BB10 4SD). The course has not been maintained or available as a functional golf facility since 2019.

It should be noted that there are also a number of disused football pitches (at active sites) and informational pitches across Burnley, with the latter playing a strategical role in meeting recreational demand across the Borough. These are mentioned in greater detail in Part 2 Football.

### *Quality*

The capacity of a facility to regularly provide for competitive play, training and other activity over a season is most often determined by their quality. As a minimum, the quality and therefore the capacity of provision affects the playing experience and people's enjoyment of a sport. In extreme circumstances it can result in a facility being unable to cater for all or certain types of play during peak and off-peak times.

It is not just the quality itself which has an effect on its capacity but also the quality, standard and range of ancillary facilities. The quality of both the outdoor sports facility and ancillary facilities will determine whether provision is able to contribute to meeting demand from various groups and for different levels and types of play.

## **BURNLEY BOROUGH COUNCIL PLAYING PITCH & OUTDOOR SPORTS STRATEGY**

---

The quality of all outdoor sports facilities identified in the audit and the ancillary facilities supporting them are assessed regardless of ownership, management or availability. Non-technical assessments are carried out on every site that is accessible to understand the quality of each pitch and ancillary facility. Along with capturing any details specific to the individual facilities and sites, a quality rating is also recorded within the audit for each. These ratings are used to help estimate the capacity to accommodate competitive and other play within the supply and demand assessment.

In addition to undertaking non-technical assessments (using the templates provided within the PPS guidance and as determined by National Governing Bodies of Sport), users and providers were also consulted on the quality and in some instances the quality rating was adjusted to reflect this.

It should be noted that if any recent technical assessments have been carried out, such as PitchPower or Performance Quality Standards (PQS), these will supersede the non-technical assessments ratings. Information surrounding these technical assessments and will be referenced, where relevant, within the individual sports sections below.

### ***Gather demand information and views***

Presenting an accurate picture of current demand for outdoor sports facilities (i.e. recording how and when provision is used) is important when undertaking a supply and demand assessment. Demand for outdoor sports facilities in Burnley tends to fall within the categories of organised competitive play and organised training. There may also be some informal play recorded.

Current and future demand for outdoor sports facilities is presented on a sport-by-sport basis within the relevant sections of this report.

In addition, latent, unmet, imported and exported demand for provision is also identified within each section. Unmet demand refers to outdoor sport users who want to play currently but cannot access a facility for either training and/or match play. Latent demand is defined as the number of additional teams that could be fielded if access to a sufficient number of outdoor sports facilities (and ancillary provision) was available and is based on aspirational growth in participation, whereas exported and imported demand refers to those outdoor sport users that are playing outside of their local authority of choice.

A variety of consultation methods were used to collate such demand information. Firstly, face to face consultation was carried out with key clubs from each sport, thus allowing for the collection of detailed demand information and an exploration of key issues to be interrogated and more accurately assessed. For all remaining clubs, an online survey (converted to postal if required) was utilised.

Local sports development officers, county associations and regional governing body officers advised which of the clubs to include in the face to face consultation and Sport England was also included within the consultation process prior to the project commencing. Issues identified by clubs returning questionnaires were followed up by telephone or face to face interviews.

As key providers and users of outdoor sports facilities, educational establishments were also consulted. This involved online surveys or online video meetings with secondary schools/colleges and an online survey being sent to parish councils.

# BURNLEY BOROUGH COUNCIL

## PLAYING PITCH & OUTDOOR SPORTS STRATEGY

---

In regard to secondary schools, Unity College, Sir John Thursby College, Shuttleworth College and Blessed Trinity College all responded to consultation resulting in an 88% response rate. The only establishment not to respond to consultation requests was Burnley High School.

None of the seven parish councils (Briercliffe, Cliviger, Dunnockshaw & Clowbridge, Habergham Eaves, Hapton, Ighernhill and Padiham) responded to an online survey request.

### ***Future demand***

Alongside current demand, it is important for a Playing Pitch & Outdoor Sports Strategy to assess whether the future demand for playing pitches can be met. Using Office of National Statistics (ONS) population projections, as well as likely participation growth informed through consultation, an estimate can be made of the likely future demand for playing pitches.

Team generation rates are used to provide an indication of how many people it may take to generate a team (by gender and age group) in order to help estimate the change in demand for pitch sports that may arise from any population change. Future demand for pitches is calculated by adding the percentage increases to the population increases. This figure is then applied to the team generation rates and is presented on a sport-by-sport basis.

The current population in Burnley is 89,344 (2020 mid-year estimates)<sup>5</sup>. By 2032 (the period to which this assessment projects population based future demand) the population is projected to rise to 91,861<sup>6</sup>, representing population growth of 2.81%.

As Office of National Statistics figures are available by individual age brackets (to reflect team growth) this is considered the most accurate data set to apply to team generation rates (as identified above) to calculate likely future demand within the Assessment Report.

Other information sources that were used to help identify future demand include:

- ◀ Recent trends in participation.
- ◀ The nature of the current and likely future population and their propensity to participate.
- ◀ Feedback from clubs on plans to develop additional teams / attract additional members.
- ◀ Any local and NGB specific sports development targets.

Additional demand for playing pitch provision generated by developments within Burnley will be explored in the Stage D: Strategy & Action Plan Report, using the Sport England Playing Pitch Calculator.

### **1.4: Stage C: Assess the supply and demand information and views**

Supply and demand information gathered within Section B was used to assess the adequacy of playing pitch provision in Burnley. It focused on how much use each site could potentially accommodate compared to how much use is currently taking place.

---

<sup>5</sup> Source: ONS Mid-2020 Population Estimates for Lower Layer Super Output Areas in England and Wales

<sup>6</sup> Data Source: ONS 2018-based projections 2018-2043

## BURNLEY BOROUGH COUNCIL PLAYING PITCH & OUTDOOR SPORTS STRATEGY

Qualitative pitch ratings are linked to a pitch capacity rating derived from National Governing Bodies of Sport guidance and tailored to suit a local area. The quality and use of each pitch are assessed against the recommended pitch capacity to indicate how many match equivalent sessions per week (per season for cricket) a pitch could accommodate.

This is compared to the number of matches actually taking place and categorised as follows, to identify:

Potential spare capacity: Play is below the level the site could sustain.	
At capacity: Play is at a level the site can sustain.	
Overused: Play exceeds the level the site can sustain.	

As a guide, the Football Association (FA), Rugby Football Union (RFU), Rugby Football League (RFL), English Cricket Board (ECB) and England Hockey (EH) have set a standard number of matches that each grass pitch type should be able to accommodate without adversely affecting its quality.

*Table 1.3: Summary of carrying capacity for playing pitches*

Sport	Pitch type	No. of match equivalent sessions		
		Good	Standard	Poor
Football	Adult pitches	3 per week	2 per week	1 per week
	Youth pitches	4 per week	2 per week	1 per week
	Mini pitches	6 per week	4 per week	2 per week
Rugby union	Natural Inadequate (D0)	2 per week	1.5 per week	0.5 per week
	Natural Adequate (D1)	3 per week	2 per week	1.5 per week
	Pipe Drained (D2)	3.25 per week	2.5 per week	1.75 per week
	Pipe and Slit Drained (D3)	3.5 per week	3 per week	2 per week
Cricket	One grass wicket	5 per season	4 per season	0 per season
	One non-turf wicket	60 per season	60 per season	60 per season
Hockey	One AGP	4 matches per day	4 matches per day	0 matches per day

For non-pitch sports, capacity is not linked to the number of matches taking place but rather the number of members (and other users) attracted to a site. For example, for tennis, a hard court with sports lighting is said to have capacity for 60 members, whereas a court without sports lighting has capacity for 40 members (this varies for grass courts). Other sport specific capacity guidance is detailed within the relevant sections of this report.

### ***Develop the current picture of provision***

Once capacity is determined on a site-by-site basis, actual spare capacity is calculated on an Authority wide and an area-by-area basis via further interrogation of peak period demand. This then identifies whether there is overall spare capacity of provision or whether there is a shortfall.

Although spare capacity may be identified at some sites and in some areas, it does not necessarily mean that there is surplus provision. For example, provision may have overall spare capacity throughout the week (for example on a Sunday/Midweek), however, not have spare capacity at the dedicated peak time for that provision (for example Saturday). Also, a site may be retained in a 'strategic reserve' to enable rotation and to reduce wear and tear.

# BURNLEY BOROUGH COUNCIL

## PLAYING PITCH & OUTDOOR SPORTS STRATEGY

---

### ***Identify the key findings and issues***

By completing Steps 1-5 it is possible to identify several findings and issues relating to the supply, demand and adequacy of outdoor sports provision in Burnley. This report seeks to identify and present the key findings and issues prior to development of the Strategy and Action Plan for Burnley.

### PART 2: FOOTBALL

#### 2.1: Introduction

The organisation responsible for the development of football in Burnley is Lancashire FA. It is also responsible for the administration, in terms of discipline, rules and regulations, cup competitions and representative matches, development of clubs and facilities, volunteers, referees, coaching courses and delivering national football schemes.

This section of the report focuses on the supply and demand for grass football pitches. Part Three captures supply and demand for third generation pitches (3G pitches) which are the preferred AGP (artificial grass pitch) surface type for football. In future, it is anticipated that there will be a growing demand for the use of 3G pitches for competitive football fixtures, especially to accommodate mini and youth football.

#### ***Burnley Local Football Facility Plan (LFFP)***

To support in delivery of both the current and superseding FA National Game Strategy (NGS), the FA commissioned a nationwide consultancy project which was completed (in 2020). Each plan is unique to its area as well as being diverse in its representation.

The LFFP is strategically aligned to the National Football Facilities Strategy (NFFS); a 10-year plan to change the landscape of football facilities in England. The NFFS represents a major funding commitment from the national funding partners (the FA, Premier League, DCMS and the Football Foundation) to inform and direct an estimated one billion pounds of investment into football facilities over the next ten years.

Each LFFP draws on the PPOSS findings (where present and current) regarding the formal and affiliated game, to also include strategic priorities for investment across small sided football (recreational and informal, including indoors). The LFFP also incorporates consultation and community engagement with groups outside of formal football, with a focus on identifying potential opportunities for under-represented groups. This includes organisations which may be key partners in delivering football activity for behavioural change and groups which may be key drivers of NGS priorities around participation in the likes of women and girls' football, disability football and lower socio-economic groups.

The LFFP is a 'live' document that can be updated following the completion of a PPOSS, if required, as an up-to-date supply and demand assessment may present findings and recommendations that need to be incorporated. LFFPs identify key projects to be delivered and act as an investment portfolio for projects that require funding. As such, around 90% of all national football investment through the funding partners will be identified via LFFPs.

It is important to recognise that the LFFP is an investment portfolio of priority projects for potential investment; it is not a detailed supply and demand analysis of all pitch provision in a local area. Consequently, it cannot be used in place of a PPOSS and is not an accepted evidence base for site change of use or disposal. The LFFP will, however, build on available/existing local evidence and strategic plans and may adopt relevant actions from a Playing Pitch Strategy and/or complement these with additional investment priorities. The Burnley LFFP will therefore need updating following the completion of the PPOSS.

# BURNLEY BOROUGH COUNCIL PLAYING PITCH & OUTDOOR SPORTS STRATEGY

The LFFP for Burnley<sup>7</sup> was produced in 2019 and identifies 14 sites as key for football and possible future investment. This PPOSS will help establish whether the priority projects in the LFFP are still relevant, if there are some that need to be removed, or if new priorities need to be included in an updated Burnley LFFP.

## Consultation

In addition to face to face and video consultation with key clubs, an electronic survey was sent to all football clubs playing in, and leagues accommodating Burnley based teams, distributed via Lancashire FA.

Consultation (either through survey or face to face interview) represents a 45% club response rate and 81% team response rate. Of the 12 non-responding clubs 10 (45% of all clubs) are single or double team clubs. The following clubs and league were consulted with by video meeting or telephone:

- ▶ AFC Wolves
- ▶ Rosegrove
- ▶ Fulledge Colts
- ▶ Padiham FC Juniors
- ▶ Burnley & District Sunday League

As part of the consultation process, Belvedere FC was contacted and consulted with. The Club is based at Belvedere Sports Club (Pendle), which is close to the Burnley Borough Council boundary, the Club accesses Prairie Sports Village 3G pitches for training weekly.

The non-responsive clubs are as AFC Burnley, AFC Pheonix, BFC (Womens/Juniors), AFC Weir, Arden Hall FC, Britannia FC, Burnley Town FC, Global Bullough FC, Global FC, Hapton FC and Padiham FC.

## 2.2: Supply

The audit identifies a total of 68 grass football pitches within Burnley across 24 sites. Of these, 41 pitches across 11 sites are identified as being available for community use. All 27 unavailable pitches are located at either education sites or elite sporting venues for Burnley FC.

Most available pitches in the Borough are in the North Burnley Analysis Area (19 pitches - 46% of available pitches), followed by the Padiham & Hapton Analysis Area (10 pitches - 25%) and then the East Burnley & Cliviger Analysis Area (seven pitches - 17%). The West Burnley Analysis Area has five pitches (12% of available pitches), whilst the South Burnley Analysis Area has no pitches.

Table 2.1: Summary of grass football pitches available for community use

Analysis area	Available for community use					Totals
	Adult	Youth 11v11	Youth 9v9	Mini 7v7	Mini 5v5	
North Burnley	1	1	6	7	4	19
Padiham & Hapton	5	2	1	1	1	10
East Burnley & Cliviger	7	-	-	-	-	7
South Burnley	-	-	-	-	-	0

<sup>7</sup><https://localplans.footballfoundation.org.uk/local-authorities-index/burnley/burnley-local-football-facility-plan2/#tab-section-appendix-a-priority-project-list>



# BURNLEY BOROUGH COUNCIL PLAYING PITCH & OUTDOOR SPORTS STRATEGY

Analysis area	Available for community use					
	Adult	Youth 11v11	Youth 9v9	Mini 7v7	Mini 5v5	Totals
West Burnley	-	1	1	1	2	5
<b>Total</b>	<b>13</b>	<b>4</b>	<b>8</b>	<b>9</b>	<b>7</b>	<b>41</b>

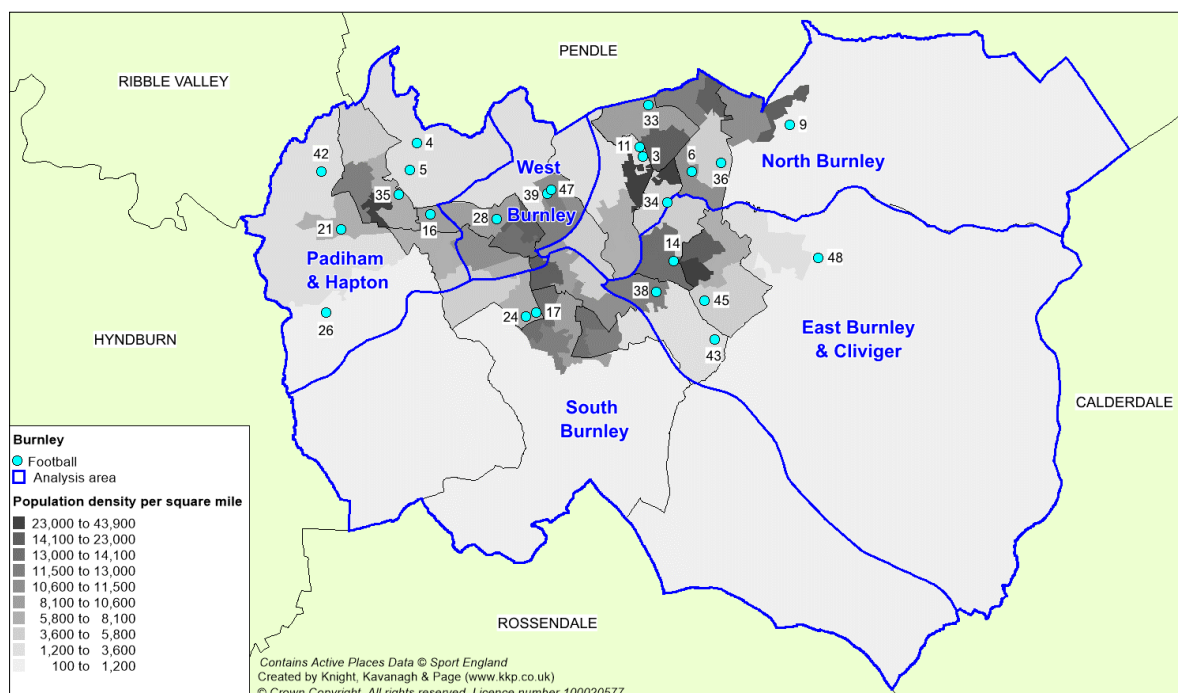
Most available pitches across Burnley (13 pitches - 32%) are adult size which is, in part, due to youth 11v11 teams playing on adult pitches. This is not ideal for youth players at U13-U16 level and is not in line with the FA Youth Review. Just four available pitches in Burnley are youth 11v11 sized, representing 10% of the available supply relative to the proportion of youth 11v11 teams which equates to 32% of all demand.

In accordance with the FA Youth Review, U17 and U18 teams can play on adult pitches, with the FA's recommended pitch size being 100 x 64 metres compared to 91 x 55 metres for U15 and U16 teams and 82 x 50 metres for U13 and U14 teams. Please refer to the table below for more detail relating to pitch sizes for each format of play.

Table 2.2: FA recommended pitch sizes

Format	Age group	Recommended pitch size (metres)
Adult	U17+	100 x 64
Youth 11v11	U15-U16	91 x 55
	U13-U14	82 x 50
Youth 9v9	U11-U12	73 x 46
Mini 7v7	U9-U10	55 x 37
Mini 5v5	U7-U8	37 x 27

Figure 2.1: Grass football pitches in Burnley by community use availability



Please refer to Table 2.13 for a key to the map.



## BURNLEY BOROUGH COUNCIL PLAYING PITCH & OUTDOOR SPORTS STRATEGY

---

### *Disused supply*

Disused playing fields are those sites where pitches were once, but are no longer, marked out and remain undeveloped.

In previous years one adult and one youth 11v11 pitches have been marked on the grass playing field at Thomas Whitham Burnley Campus. Management of the site has recently changed to Lancashire County Council following the folding of the previous Community Hub on the site. Preliminary conversations have taken place regarding Burnley Leisure taking on the operation of the sporting provision; however, it should be noted that these are tentative discussions with no real details to be spoken about to date.

Although the pitches have not been used for a number of years the hockey suitable AGP is still in use by community clubs. As a result, the site as a whole cannot be considered disused with the football pitches considered as disused.

There has previously been a youth 11v11 pitch marked at Padiham St Leonards C of E School. However, the pitch has not be marked in recent years, and now no longer looks maintained for football use. The pitch still has one set of goalposts installed and is used to meet curricular and extracurricular demand.

Hameldon Community College has previously had one youth 11v11 pitch marked onsite, however, the site is now closed. The College most recently (2021/22) has been used as a campus for Rhyddings Business and Enterprise School, however, it has now returned back to the management of Engie under the original private finance initiative (PFI) from the College's rebuild in 2010. Recent developments indicate Broadfield Specialist School, from the neighbouring authority of Hyndburn, will be relocating to the site for the start of the new School term in 2022. Anecdotal evidence the School will allow community use of its facilities once in situ

The adult pitch at Mount Lane Playing Fields is no longer marked for formal use. In recent years the pitch has not been utilised and therefore maintenance on the site has been limited. The pitch still has goal posts installed, however, would need to have a maintenance regime reinstated to be utilised again for formal match play. The site is managed and maintained by the local village school and Cliviger Parish Council. It is used to meet curricular and extracurricular demand from the School and is used for rounders.

Lanehead/Kibble Bank has goalposts installed, for a mini 7v7 pitch. There are no formal markings on the pitch and satellite evidence suggests it hasn't been used for a number of years. The site has some form of wear and tear from recreational use and there is also a MUGA onsite. Therefore, the site is not classified as disused.

## BURNLEY BOROUGH COUNCIL PLAYING PITCH & OUTDOOR SPORTS STRATEGY

### *Informal pitches*

There are 14 sites identified for providing capacity for informal demand and/or have capacity to provide informal pitches if required. The sites in the table below are identified as strategically important for recreational/informal demand enabling free access and opportunities for residents of Burnley.

*Table 2.3: Summary of recreational pitches across the Borough*

Site ID	Site name	Analysis area	Post code	Comments
2	Barden Gardens	North Burnley	BB10 1JA	Old bowling green used for informal football. The Council has plans to provide small goals at this site and to maintain the grassed area.
20	Disraeli Street	North Burnley	BB10 1HR	Play area from Barden Lane to be relocated to this site as well as plans to have a grassed area with a set of goalposts on with Astro turf areas.
27	Lanehead/Kibble Bank	North Burnley	BB10 2RQ	1 x set of 9-a-side goals. Was used as a formal pitch in the past but only used for informal use now. (poor drainage).
65	Sunny Clough Park	South Burnley	BB11 5LZ	1 x set of small goals including Astro turf goalmouth.
67	Calder Park	West Burnley	BB12 0PB	Large, grassed area incorporating set of small goals.
68	Healywood Park, Evans Street	South Burnley	BB11 2LJ	Large, grassed area incorporating set of small goals.
69	Lane bottom	North Burnley	BB10 3QS	Large sloped grassed area with some goalposts (the field suffers from poor drainage).
70	Bedford Park	Padiham & Hapton	BB12 7EE	1 x set of small goals including Astro turf goalmouth.
71	Whittlefield Recreation Ground	West Burnley	BB12 0JF	1 x goalpost on grassed area near to MUGA (poor drainage).
72	Barclay Hills	South Burnley	BB11 5EX	1 x set of small goals on grassed area.
73	Hargrove Avenue, Padiham	Padiham & Hapton	BB12 8QB	1 x set of small goals on grassed area. Want to install astro turf areas and smaller sets of goals.
74	Lydgate/end of Balderstone Rd	North Burnley	BB10 2DR	1 x set of small goals including Astro turf goalmouth.
79	Melrose Avenue	South Burnley	BB11 4DY	Existing set of small goalposts for informal football on grass.
81	Padiham Memorial Park	Padiham & Hapton	BB12 8LA	Informal grass pitch with 1 x goalpost only.

Furthermore, there are aspirations to develop similar facilities at Rakehead Recreation Ground (North Burnley – BB10 1SL), Whitegate Park (Padiham & Hapton – BB12 8TE) and Fulledege Recreation Ground (East Burnley & Cliviger - BB10 4LW).

# BURNLEY BOROUGH COUNCIL

## PLAYING PITCH & OUTDOOR SPORTS STRATEGY

---

### ***Disused sites***

Disused playing fields are those sites where pitches were once, but are no longer, marked out and remain undeveloped

Bank Hall Pitch previously accommodated one adult pitch, with changing rooms and secure fencing. The site has been disused for a number of years although there are local clubs with ambitions to bring the pitch back into use.

Sycamore Avenue previously accommodated up to two mini 7v7 pitches, one youth 9v9 pitch and one mini 5v5 pitch. The site is now maintained as a park, however, had been marked up until the 2021/22 season for use.

Stoneyholme Recreation Ground has previously been marked with one adult pitch and is located adjacent to a small area of land with a set of goals, approximately the size of a mini 7v7 pitch, in addition to a large sports lit macadam area. Due to the lack of demand the site has not formally been used for any affiliated demand for over 10 years.

Burnley College neighbours Stoneyholme Recreation Ground and has recently submitted a planning application (FUL/2021/0270) to purchase the area and develop it for its curricular and extracurricular demand. The application is still awaiting a decision; however, it proposes the loss of the adult pitch whilst there is an improvement in quality of the mini 7v7 pitch and the creation of a new sports lit multi use games area (MUGA), a mini 5v5 pitch and outdoor gym area. It proposes that the mini 7v7 and MUGA will be available for community use whereas the mini 5v5 pitch will be managed by the College and will be unavailable for community use. In addition, there will be contributions provided to improve the quality of the pitches at Queens Park.

### ***Future developments***

Worsthorne Recreation Ground has recently undergone development. The site has been reconfigured and had improvements made to the grass area. There are plans for the site to be used, as of the 2022/23 season. The site will accommodate a youth 11v11, youth 9v9, mini 7v7 and mini 5v5 pitch. As part of the development, a new clubhouse and MUGA which is marked out and will be used as a car park on match days have been developed. The site will be home to Fulfilled Colts FC, which secured FF funding to support the site development.

Rosegrove JFC aspires to develop its own adult pitch for use by its women's, youth 11v11 and future men's team. The Club is currently based at Queen's Park; however, no adult pitch is marked onsite. It has identified the disused Bank Hall Pitch, which is in close proximity to Queen's Park, and has held talks with the current landowner. It has plans to secure the site with perimeter fencing, redevelop the changing facilities and bring back the adult pitch onsite, through regular maintenance from club members. All these ideas are currently aspirational; however, the Club hopes to further explore the potential to bring the site back to use.

# BURNLEY BOROUGH COUNCIL PLAYING PITCH & OUTDOOR SPORTS STRATEGY

## Pitch quality

The quality of football pitches across Burnley has been assessed via a combination of site visits (using non-technical assessments as determined by the FA<sup>8</sup>), user consultation, to reach and apply an agreed rating as follows:

- ◀ Good
- ◀ Standard
- ◀ Poor

Pitch quality primarily influences the carrying capacity of a site; often pitches lack the drainage and maintenance necessary to sustain levels of use. Pitches that receive little to no ongoing repair or post-season remedial work are likely to be assessed as poor, therefore limiting the number of games they are able to accommodate each week without it having a detrimental effect on quality. Conversely, well maintained pitches that are tended to regularly are likely to be of a higher standard and capable of taking several matches without a significant reduction in surface quality.

The percentage parameters used for the non-technical assessments were as follows: Good (>80%), Standard (50-80%), Poor (<50%). The final quality ratings assigned to the sites also take into account the user quality ratings gathered from consultation.

The table below summarises the quality of pitches that are available for community use in Burnley. In total, one pitch (3%) is rated as good quality, 21 as standard quality (51%) and 19 as poor quality (46%). Of the 41 community available pitches 25 are managed and maintained by the Borough Council. Of the 25 pitches, 14 are assessed as standard quality (56%) and 11 are assessed as poor quality (44%). There are no Borough Council managed/maintained pitches of good quality.

Table 2.4: Pitch quality assessments (community use pitches)

Analysis area	Adult pitches			Youth pitches			Mini pitches		
	Good	Standard	Poor	Good	Standard	Poor	Good	Standard	Poor
North Burnley	-	1	-	-	5	2	-	6	5
Padiham & Hapton	1	-	4	-	2	1	-	2	-
East Burnley & Cliviger	-	-	7	-	-	-	-	-	-
South Burnley	-	-	-	-	-	-	-	-	-
West Burnley	-	-	-	-	2	-	-	3	-
<b>Total</b>	<b>1</b>	<b>1</b>	<b>11</b>	<b>0</b>	<b>9</b>	<b>3</b>	<b>0</b>	<b>11</b>	<b>5</b>

Poor quality pitches are located at the following sites:

- ◀ Briercliffe Recreation Ground
- ◀ Fennyfold Playing Fields
- ◀ Shuttleworth College
- ◀ Towneley Park Playing Fields
- ◀ Queens Park

Specific comments relating to the pitch conditions at individual sites are detailed in the table below. These are either taken from club consultation or from site assessments.

<sup>8</sup> See Appendix 3 for non-technical assessment criteria

## BURNLEY BOROUGH COUNCIL PLAYING PITCH & OUTDOOR SPORTS STRATEGY

Table 2.5: Summary of pitch quality comments from consultation

Site ID	Site name	Club name	Comments
3	Barden Lane Athletics Track	Burnley United FC	The pitch onsite receives limited maintenance which has affected the quality. The Club was successful in securing Football Foundation Grass Pitch Maintenance Fund support in 2021, which it plans to make use of for required end of season maintenance to help improve the quality.
28	Lockyer Avenue	AFC Wolves	Pitches onsite have poor drainage. The Club suggests more frequent maintenance of the pitch could help to improve the pitches quality. As part of the loss of Hameldon College S106 money has been made available. The S106 money is planned to be used to improve drainage across the site.
34	Queens Park (Burnley)	Rosegrove JFC	The pitches onsite are maintained by the Council. The Council has secured funding for purpose-built drainage to be installed across the pitches.
43	Towneley Park Playing Fields	Burnley & District Sunday League	Pitches onsite receive limited maintenance from the Council. A more regular and rigorous maintenance programme would improve the quality of pitches and allow extended use in bad weather.

There is one good quality pitch in Burnley at The Arbories Memorial Sports Ground - Padiham Sports Club. The pitch is home to Step 5 club Padiham FC and therefore receives regular maintenance and protection from overuse.

### *PitchPower Assessment Tool*

The football funding partners (Premier League, The FA, Sport England, Football Foundation and Department for Culture, Media and Sport) are increasing efforts to improve the quality of grass pitches in England with the launch of the PitchPower app. Launched in 2020 alongside the Football Foundation Pitch Preparation Fund, The app is a new digital self-assessment tool to allow reports and recommendations to be made more quickly and easily once submitted for review by GMA regional pitch advisors.

The tool across mobile app and desktop is open to access by all providers, for example, clubs, schools and local authorities. Following a PitchPower Assessment Report, organisations can work towards the recommended dedicated maintenance regime identified to improve the quality of their pitches.

Eligible clubs and organisations can also utilise the report as an evidence base to acquire potential funding streams, for example, to obtain the required maintenance equipment, such as through the Football Foundation Grass Pitch Maintenance Fund.

Furthermore, the Football Foundation also launched a new Groundskeeping Community online platform in 2019 which provides a resource of expert advice for grounds staff, enabling them to connect with peers, discover new tips and tricks and share advice on best industry practice. Users can seek guidance from the GMA regional pitch advisors, who are available to answer questions and update members on changes to industry standards.

## BURNLEY BOROUGH COUNCIL PLAYING PITCH & OUTDOOR SPORTS STRATEGY

---

PitchPower 2.0 is due to be launched in late April as part of increased government investment made through SE, supported by FF and GMA. The updated version of the app includes capacity for assessment of other sports pitches, e.g. cricket, rugby union, rugby league.

The Lancashire FA is currently working with all clubs in the Borough to complete PitchPower assessments for their respective sites.

### *Football Foundation Grass Pitch Maintenance Fund<sup>9</sup>*

With quality of grass pitches becoming one of the biggest influences on participation in football, the FA has made it a priority to work towards improving quality of grass pitches across the country. This has resulted in the creation of the Grass Pitch Maintenance Fund. As part of this, grass pitches identified as having quality issues undergo a pitch inspection from a member of the Grounds Management Association (GMA, formerly Institute of Groundsmanship).

The FA in partnership with the Grounds Management Association (GMA) has developed a Grass Pitch Maintenance Fund that can be utilised by grassroots football clubs, organisations and local authorities with the simple aim of improving the quality of grass pitches. The key principles behind the service are to provide members of the programme with advice/practical solutions via a Grass Pitch Assessment Report which will also identify the key enhanced maintenance works required along with machinery requirements.

Following a Grass Pitch Assessment Report, clubs can work towards the recommended dedicated maintenance regime identified to improve the quality of their pitches. Clubs can also utilise the report as an evidence base to acquire potential funding streams to obtain the relevant maintenance equipment.

Once a PitchPower grass pitch assessment report has been produced for the site, clubs are then eligible to apply for grant funding support through the Football Foundation Grass Pitch Maintenance Fund, a fund offering six-year tapered grants to help eligible clubs/organisations enhance or sustain the quality of their grass pitches. The fund is a key part of the Football Foundation's Grass Pitch Improvement Programme - an ambition to deliver 20,000 quality grass pitches by 2030. If a site is categorised as 'poor' or 'basic' then clubs can apply for funding to enhance pitch quality, whilst clubs with good or standard quality pitches can also apply for a lower level of funding to sustain quality.

All applicants must have the required security of tenure and have received a PitchPower Pitch Assessment Report, with the fund currently open to football clubs, leagues, National League System Clubs at Steps 1-6 and charities (with an annual turnover of under £500,000). Local authorities are not currently eligible applicants, however, clubs, leagues and charitable organisations using local authority sites can apply provided they have security of tenure.

Although local authorities are not presently eligible for the Grass Pitch Maintenance Fund, the Football Foundation is currently exploring other options and ways in which it can support local authorities to improve Council managed provision. It is presently inviting expressions of interest from local authorities across the Country to be part of a pilot programme for investment into pitches currently owned and managed in-house by local authorities, Burnley Borough Council is a part of this Pilot Programme. The first stage of this is currently underway, with PitchPower Assessments taken place and submitted.

---

<sup>9</sup> <https://footballfoundation.org.uk/grant/grass-pitch-maintenance-fund>



# BURNLEY BOROUGH COUNCIL PLAYING PITCH & OUTDOOR SPORTS STRATEGY

## *Burnley Local Football Facility Plan (LFFP)*

The LFFP for Burnley identifies key sites considered a priority to improve, with these selected based on the rationale of identifying sites that are the poorest in quality and that are the best utilised, or that have the greatest potential for increased utilisation following quality enhancements. Emphasis is on sites with three or more pitches, although scope exists for the inclusion of smaller sites if they are deemed to be strategically important.

The following four site specific projects are identified:

- ◀ Fennyfold Playing Field
- ◀ Queens Park
- ◀ Towneley Park
- ◀ Sycamore Avenue Playing Field

In the PPOSS, most pitches at these sites have been assessed as poor or standard quality. Whilst most of these sites will therefore still require improvement, given that the LFFP is a live document, there will be a need to amend and/or add to this list based on the findings of this study. The validity of these sites and effect of improving them will be tested as a scenario within the subsequent Stage D: Strategy & Action Plan Report.

### **Ancillary facilities**

The quality of ancillary facilities across Burnley has been rated via a combination of site visits and user consultation to reach and apply an agreed rating as follows:

- ◀ Good
- ◀ Standard
- ◀ Poor

Ancillary facility ratings are primarily influenced by the type of amenities which are available on a site accompanied by their quality, such as a clubhouse, changing rooms, showering provision, car parking, dedicated official and spectator facilities and boundary fencing. The table below identifies the findings for football sites that are actively utilised for football across Burnley.

*Table 2.6: Summary of ancillary facility quality at active football sites available for community use*

Site ID	Site name	Analysis area	Ancillary facility quality
3	Barden Lane Athletics Track	North Burnley	Poor
9	Briercliffe Recreation Ground	North Burnley	Poor
21	Fennyfold Playing Fields	Padiham & Hapton	Poor
26	Hapton Recreation Ground	Padiham & Hapton	No provision
28	Lockyer Avenue	West Burnley	Poor
33	Prairie Sports Village	North Burnley	Good
34	Queens Park (Burnley)	North Burnley	No provision
35	Shuttleworth College	Padiham & Hapton	Good
42	The Arbories Memorial Sports Ground - Padiham Sports Club	Padiham & Hapton	Good
43	Towneley Park Playing Fields	East Burnley & Cliviger	Poor

## BURNLEY BOROUGH COUNCIL PLAYING PITCH & OUTDOOR SPORTS STRATEGY

---

Of the 10 sites that are actively used for community football, three sites (30%) are serviced by good quality ancillary facilities and five sites (50%) by poor quality ancillary facilities. The remaining two sites (20%) are not serviced by onsite clubhouse/changing room provision. No sites are serviced by ancillary provision of standard quality.

The changing facilities at the Towneley Playing Fields are reported to be of poor quality. The Burnley & District Sunday League reports that there has been very little work done to the changing rooms onsite for around 20 years. It suggests that there is a need to improve the quality as a number of teams prefer not to use them.

Although there are no changing facilities onsite at Queen's Park, Rosegrove JFC has access to the pavilion onsite which it uses as storage and small café/tuck shop for its teams on match days. The pavilion often leaks and needs refurbishing.

The changing facilities at Fennyfolds Playing Fields are assessed as poor quality. Padiham Junior FC reports that the four changing rooms are insufficient to service the pitches onsite. The toilets and showers within the changing block do not meet requirements due to not being self contained, with the Club suggesting that significant investment is needed to either improve or replace the facilities.

Barden Lane Athletics Track is owned by the Council and managed and maintained by Burnley Leisure. Burnley United FC suggests that there is need for investment into the changing rooms and clubhouse as both require refurbishment.

AFC Wolves reports that its ancillary provision at Lockyer Avenue is a shipping container, which has been at the site for a number of years. The container has leaks and holes in the floor, whilst the Club reports neither the toilets nor showers are usable. It aspires to have a new clubhouse built, with changing rooms, kitchen, toilets, meeting room and disabled access included.

### *Local Football Facility Plan*

As with grass pitch improvements, the LFFP for Burnley identifies sites considered as priority sites for clubhouse and changing facility improvements, although there may again be a need to amend and/or add to this list based on the findings of this study. It recommends that the following four sites should be a priority for refurbishment/ replacement:

- ◀ Fennyfold Playing Field
- ◀ Queens Park
- ◀ Towneley Park
- ◀ Burnley FC Elite Training Centre

The evidence contained within this Assessment Report will be used to establish whether the current LFFP priority projects remain valid, should be removed or new projects added, with recommendations contained in the Strategy and Action Plan Report to update the LFFP.

### ***Management and security of tenure***

Clubs are generally considered to have secure tenure where they have freehold, leasehold or formally secured use of their site/s (for example, through a community use agreement) for the next three or more years.

Tenure of sites in Burnley is generally secure, i.e. through freehold, long-term lease or a guarantee that pitches will continue to be provided over the next three years through formal rent agreement.



# BURNLEY BOROUGH COUNCIL PLAYING PITCH & OUTDOOR SPORTS STRATEGY

Table 2.7: Summary of lease and licence agreements in Burnley

Site ID	Site name	Analysis area	Organisation name	Licensor/lessor (Agreement)
3	Barden Lane Athletics Track	North Burnley	Burnley United FC	Burnley Leisure (long-term lease)
9	Briercliffe Recreation Ground	North Burnley	Briercliffe Community FC	Borough Council (Community use agreement)
34	Queens Park (Burnley)	North Burnley	Rosegrove JFC	Borough Council (Community use agreement)
42	The Arbories Memorial Sports Ground - Padiham Sports Club	Padiham & Hapton	Padiham FC	Borough Council (long-term lease)

All community available sites which are classified as having unsecure tenure are located at schools. This is due to schools, academies and universities being able to state their own policies and therefore more likely to restrict levels of community use, unless they have a Community Use Agreement secured via planning condition as part of a sports development within their site. Lack of community use may be due to schools wanting to protect pitch quality for curricular or extracurricular activities or not having the resources available to open up their site for community access.

The Council reports that it currently leases the land at Lockyer Avenue from Lancashire County Council and is working to grant AFC Wolves a long-term sub-lease agreement on the site.

### 2.3: Demand

A total of 127 teams from 24 affiliated clubs are identified as playing matches on football pitches within Burnley.

Table 2.8: Summary of all football team demand playing competitive football in Burnley

Age group	No. of teams
Adult Men's (18-45)	23
Adult Women's (18-45)	2
Youth Boys (12-17)	35
Youth Girls (12-17)	5
Youth Boys (10-11)	23
Youth Girls (10-11)	2
Mini Mixed (8-9)	22
Mini Mixed (6-7)	15
<b>Total</b>	<b>127</b>

Football in the Borough is played predominately in the North Burnley Analysis Area. In comparison, the South Burnley Analysis Area has no teams. The table below summarises teams across each of the analysis areas.

## BURNLEY BOROUGH COUNCIL PLAYING PITCH & OUTDOOR SPORTS STRATEGY

Of the 127 teams, five adult men's, 18 youth boys, five youth girls and three mini teams (23% of all teams) access 3G pitches for competitive match play across three sites at Burnley College, Barnfield Training Centre (South) and Prairie Sports Village.

Table 2.9: Summary of competitive teams playing affiliation football matches in Burnley

Analysis area	No. of teams					Total
	Adult	Youth 11v11	Youth 9v9	Mini 7v7	Mini 5v5	
North Burnley	6	23	17	18	10	74
Padiham & Hapton	6	13	7	3	-	29
East Burnley & Cliviger	13	2	-	-	-	15
South Burnley	-	-	-	-	-	0
West Burnley	-	2	1	1	5	9
<b>Total</b>	<b>25</b>	<b>40</b>	<b>25</b>	<b>22</b>	<b>15</b>	<b>127</b>

It should be noted that of the 127 teams, three adult men's, one adult women's, six youth boys and two mini mixed teams are all Burnley FC teams from the professional and academy side of the Club.

### **National League System**

The National League System (NLS) is a series of interconnected leagues for adult men's football clubs in England. It begins below the Football League (from the National League at Step 1) and comprises of six steps, with various leagues at each level and more leagues lower down the system than at the top. The NLS has a hierarchical format with promotion and relegation between the steps, allowing even the smallest club the theoretical possibility of rising to the top of the system.

Clubs playing within the NLS must adhere to ground grading requirements set out by the FA. The higher the level of football being played the higher the requirements. Clubs cannot progress into the league above if the ground grading requirements do not meet the correct specifications. Ground grading assesses grounds from A to H, with 'A' being the requirement for Step 1 clubs and H being the requirement for Step 6 clubs. Please refer to the FA website<sup>10</sup> for the full specifications for each.

Burnley FC plays at the highest level of English football in the English Premier League. Whilst there is just one club (Padiham FC) which competes in the NLS. Padiham FC competes in the North West Counties Premier Division which is at Step 5 of the NLS.

The general principle for clubs in the NLS is that they must achieve the appropriate ground grade by March 31st of their first season after promotion, which therefore allows a short grace period for facilities to be brought up to standard. There has been a restructure of the NLS, with Step 7 repositioned as Regional Feeder Leagues to the NLS to be more aligned to the County FA network as the highest level of regional/local football. Clubs at Step 7 remain eligible to access grant funding through the Premier League Stadium Fund (PLSF). Clubs will retain access to cup competitions but the restructure will help to establish a clear and consistent process for clubs coming in at Step 6 and will allow County FAs to develop local pyramid structures.

It is important to note that from a ground grading perspective, the jump from a Regional Feeder League to Step 6 is significant and that as a minimum, sites require a pitch with sports lighting and hardstanding areas for fans, turnstiles for fan entry.

<sup>10</sup> <http://www.thefa.com/get-involved/playing/ground-grading>

# BURNLEY BOROUGH COUNCIL

## PLAYING PITCH & OUTDOOR SPORTS STRATEGY

---

### *Women's National League System*

Correspondingly there is a Women's National League System (WNLS) like the adult men's which provides structure to the women's game. This is based on seven tiers with the top tier being the FA Women's Super League (WSL).

Although women's clubs are still required to meet ground requirements set out by the FA, these differ from the men's National League System. Ratings range from grade A to C, each with differing minimum requirements.

In 2017, the FA announced plans to restructure the women's league for the highest performers in the football pyramid. The changes were implemented from the start of the 2018-19 season and saw the top league, FA WSL, expand from ten clubs to 14 and the creation of a new national league established at tier three for a maximum of 12 teams.

Only Burnley FC Women plays within the WNLS. The Club plays within the FA Women's National League North, which is at Tier 3 of the system, the team as of the 2021/22 has been exporting its demand to the LFA County Ground Leyland (South Ribble).

*Table 2.10: Summary of teams playing within the women's football pyramid structure*

Team	League	Level
Burnley FC Women	FA Women's National League North	Tier 3

### ***Women's and girls' demand***

There are currently two women's teams and eight dedicated girls' teams playing football in Burnley, of which, one is a mini soccer teams playing in practice as an all girls' team.

Women's and Girls teams typically play locally in the East Lancashire Football Alliance, Accrington & District Junior Football League, North Valley & Burnley Unity League, Bolton, Bury and District Football League and the Lancashire FA Women's Recreational League.

Key clubs and organisations presently fielding female teams include Burnley FC, Fulfilled Colts, Padiham FC Juniors and Rosegrove FC.

The FA currently has a drive to increase women's and girls' participation as part of its Inspiring Positive Change Strategy. As such, it is imperative that sufficient facilities become suitable for female access, particularly in relation to toilets and appropriate changing facilities.

### ***Imported demand***

Imported demand refers to any demand from neighbouring local authorities that accesses facilities within the Burnley due to a lack of available facilities in other local authorities where such team or club is based.

There is no known imported demand into Burnley for use of grass football pitches.

### ***Exported demand***

Exported demand refers to teams that are currently accessing pitches for home fixtures outside of Burnley, despite being registered to the Authority.

There is known exported demand from Burnley based community clubs onto 3G pitches within neighbouring authorities for training demand midweek throughout the winter months.

## BURNLEY BOROUGH COUNCIL PLAYING PITCH & OUTDOOR SPORTS STRATEGY

During consultation it was also reported that leagues book 3G pitches outside of Burnley for league matches when weather does not allow for grass pitch use, this is on an ad-hoc basis. This will be covered in greater detail in Part 3 Third Generational Artificial Grass Pitches.

In addition, Burnley FC Women's team as of the 2021/22 season has been exporting its demand to the LFA County Ground (South Ribble), the team has previously played its home matches at The Arbories Memorial Sports Ground - Padiham Sports Club, home to NLS Club Padiham FC. The reason behind relocation is largely unknown, although it is likely in part down to the protection of the pitch at The Arbories Memorial Sports Ground - Padiham Sports Club.

### **Latent demand**

Latent demand is demand which is perceived to exist but is not presently realised, whereas unmet demand is demand which is known to exist but similarly is not able to be realised, in this case due to lack of access to or poor quality of facilities.

No clubs identify operating waiting lists that they cannot establish as new teams due to a lack of facility access, nor do they specifically report incidences of operating squad numbers over recommended guidelines at any age groups for similar reasons. Therefore, there is not considered to be unmet demand.

### **Future demand**

Future demand can be defined in two ways, through participation increases and by using population forecasts.

The Strategy & Action Plan will contain housing growth scenarios that will estimate the additional demand for football arising from housing development within Burnley.

### **Participation increases**

Six clubs report aspirations to increase the number of teams they provide. Through the clubs that quantified *potential* increase, there is a predicted growth of 13 teams, as seen below.

Table 2.11: Potential team increases identified by clubs

Club	Analysis area	Gender	Number of teams	Pitch size	Match equivalent sessions <sup>11</sup>
AFC Unity	East Burnley & Cliviger	Men's	1	Adult	0.5
Burnley United FC	North Burnley	Men's	1	Adult	0.5
		Womens	1	Adult	0.5
FC WYA	North Burnley	Boys	1	Youth 9v9	0.5
Fulledge Colts FC	East Burnley & Cliviger	Mixed	2	Mini 5v5	1
Padiham Juniors FC	Padiham & Hapton	Girls	1	Youth 11v11	0.5
		Girls	1	Youth 9v9	0.5
Rosegrove JFC	North Burnley	Men's	1	Adult	0.5

<sup>11</sup> Two teams require one pitch to account for playing on a home and away basis; therefore, 0.5 pitches can therefore be seen in the table where there is latent demand for one team.

## BURNLEY BOROUGH COUNCIL PLAYING PITCH & OUTDOOR SPORTS STRATEGY

Club	Analysis area	Gender	Number of teams	Pitch size	Match equivalent sessions <sup>11</sup>
		Girls	1	Youth 11v11	0.5
		Mixed	3	Mini 7v7	1.5
		<b>Total</b>	<b>13</b>	<b>-</b>	<b>6.5</b>

The total future demand expressed by clubs amounts to 6.5 match equivalent sessions per week (as two teams equates to one match equivalent session playing on a home and away basis).

Broken down by pitch type, two match equivalent sessions per week are identified on adult pitches, one match equivalent session per week on youth 11v11 pitches, one match equivalent session per week on youth 9v9 pitches, 1.5 match equivalent sessions per week on mini 7v7 pitches and one match equivalent sessions per week on mini 5v5 pitches.

Further to the above, SSE Wildcat centres work with County FA qualified coaches to deliver local weekly sessions, providing opportunities for girls aged five to 11 to develop fundamental skills and experience football in a safe and fun environment. There are currently no wildcat sessions run in Burnley.

All organisations delivering Wildcats centres receive a £900 start-up grant and 30 branded footballs in their first year of running the programme to help develop and increase girl's participation.

In light of FA aspirations to increase female participation in football through the establishment and foreseen future effect of the SSE Wildcats programme and Inspiring Positive Change Strategy, it is likely that the growth in affiliated women's and girl teams may exceed that shown through team generation rates. To what extent is not currently quantifiable, however, this increase in female demand is likely to be captured within the club aspirational future demand figures expressed in Table 2.11.

### *Population increases*

Team generation rates are used to calculate the number of teams likely to be generated in the future (2032) based on population growth. Using this, it is predicted that there will be four additional teams created through population increases. When this future growth is applied to individual analysis areas rather than as a whole Authority, the potential future growth is anticipated to be two youth boys 11v11 team in the North Burnley Analysis Area and one youth boys 11v11 in the Padiham & Hapton Analysis Area. The reduction in teams is due to demand spread between each of the analysis areas for one youth boys 11v11 teams.

# BURNLEY BOROUGH COUNCIL PLAYING PITCH & OUTDOOR SPORTS STRATEGY

Table 2.12: Authority wide team generation rates

Age group	Current population within age group <sup>12</sup>	Current no. of teams <sup>13</sup>	Team Generation Rate	Future population within age group (2032)	Predicted future number of teams (2032)	Additional teams that may be generated from the increased population
Adult Mens (18-45)	14,877	23	647	14,897	23.0	0
Adult Womens (18-45)	15,211	2	7606	15,545	2.0	0
Youth Boys (12-17)	3,411	35	97	3,806	39.1	4
Youth Girls (12-17)	3,189	5	638	3,383	5.3	0
Youth Boys (10-11)	1,255	23	55	1,201	22.0	0
Youth Girls (10-11)	1,182	2	591	1,057	1.8	0
Mini Mixed (8-9)	2,388	22	109	2,204	20.3	0
Mini Mixed (6-7)	2,465	15	164	2,179	13.3	0

It should be stated that each team equates to 0.5 match equivalent sessions per week as two teams require one pitch to account for playing on a home and away basis. Therefore, the total demand from population growth of three teams equates to one match equivalent sessions per week in the North Burnley and 0.5 match equivalent sessions per week in the Padiham & Hapton analysis areas for youth 11v11 pitches.

### *Future demand summary*

Future demand carried through to the supply and demand analysis is based on both club growth aspirations and team generations rates.

Taking this into consideration, a total requirement for two match equivalent sessions per week is identified on adult pitches, 2.5 match equivalent sessions per week on youth 11v11 pitches, one match equivalent session per week on youth 9v9 pitches and 1.5 match equivalent sessions per week on mini 7v7 pitches and one match equivalent session on mini 5v5 pitches.

## **2.4: Capacity analysis**

The capacity for pitches to regularly provide for competitive play, training and other activity over a season is most often determined by quality. As a minimum, the quality and therefore the capacity of a pitch affect the playing experience and people's enjoyment. In extreme circumstances, it can result in the inability of a pitch to cater for all or certain types of play during peak and off peak times.

<sup>13</sup>Age group team numbers differ from Table 2.6 as forecasts are based on age rather than playing format. U17 and U18 teams affiliate to their respective County FA as juniors, however, are generally considered to play on and require adult pitches and are considered by age boundaries to be in the adult age group.

## BURNLEY BOROUGH COUNCIL PLAYING PITCH & OUTDOOR SPORTS STRATEGY

As a guide, The FA has set a standard number of matches that each grass pitch type should be able to accommodate without it adversely affecting its quality. Taking into consideration the guidelines on capacity, the following ratings were used in the Burnley:

Adult pitches		Youth pitches		Mini pitches	
Pitch quality	Matches per week	Pitch quality	Matches per week	Pitch quality	Matches per week
Good	3	Good	4	Good	6
Standard	2	Standard	2	Standard	4
Poor	1	Poor	1	Poor	2

Table 2.14 applies the above pitch ratings against the actual level of weekly play recorded to determine a capacity rating as follows:

<b>Potential capacity</b>	Play is below the level the site could sustain
<b>At capacity</b>	Play matches the level the site can sustain
<b>Overplayed</b>	Play exceeds the level the site can sustain

### ***Match equivalent sessions per week***

Pitches have a limit of how much play they can accommodate over a certain period of time before their quality, and in turn their use, is adversely affected. As the main usage of pitches is likely to be for matches, it is appropriate for the comparable unit to be match equivalent sessions but may for example include training sessions and informal use.

### ***Education sites***

To account for curricular/extra-curricular use of education pitches it is likely that the usage at such sites will need to be adjusted. The only time this would not happen is when a school does not use its pitches at all and the sole use is community use. The adjustment is typically dependent on the amount of play carried out, the number of pitches onsite and whether there is access to an onsite AGP.

In some cases, where there is no identified community use, there is little capacity to accommodate further play. Internal usage often exceeds recommended pitch capacity, which is further exacerbated by basic maintenance regimes that may not extend beyond grass cutting and line marking.

Table 2.14 shows community usage of available pitches. Where not overplayed because of community use, school sites are considered to have no spare capacity to accommodate further usage based on assumed curricular and extracurricular activity.

For school sites which are available for community use but that currently do not have any external hirers, one match equivalent session per week, per pitch has been accredited to indicate use for curricular and extracurricular activity as opposed to them being completely unused.

As mentioned earlier, all education sites are classified as having unsecure tenure as no schools through consultation report having a community use agreement in place.



# BURNLEY BOROUGH COUNCIL PLAYING PITCH & OUTDOOR SPORTS STRATEGY

## **Peak time**

Spare capacity can only be considered as actual spare capacity if pitches are available at peak time. In Burnley, peak time is considered to be Sunday mornings for adult, youth 11v11, youth 9v9 and mini 7v7 pitches. Whereas it is considered to be Saturday mornings for mini 5v5 pitches. Peak time is based on when the majority of teams are playing matches.

On occasion, spare capacity in the peak period is identified despite the pitch being played to capacity or overplayed, or more spare capacity is identified in the peak period than the overall spare capacity that exists. This is because most or all of the use on those particular pitches occurs outside of the peak period. Where this is the case, given that peak time usage should not be utilised over and above overall capacity, adjustments have been made.

A pitch is only said to have ‘actual spare capacity’ if it is available for community use and available at the peak time for that format of play. Any pitch not meeting this criterion is therefore not considered to have additional capacity, although it may have capacity outside of peak time.

There may also be situations where, although a site is highlighted as potentially able to accommodate some additional play, this should not be recorded as spare capacity against the site. For example, a site may be managed to operate slightly below full capacity to ensure that it can cater for a number of regular friendly matches and activities that take place but are difficult to quantify on a weekly basis.

Pitches that are of a poor quality are not deemed to have actual spare capacity due to the already low carrying capacity of the pitches. Any identified spare capacity should be retained in order to relieve the pitches of use, which in turn will aid the improvement of pitch quality. Furthermore, any pitches with unsecured tenure are not considered to have actual spare capacity as no further play should be encouraged on such sites given that future access cannot be guaranteed.

The table below identifies the way capacity balance is represented in Table 2.11

*Table 2.10: Capacity balance examples*

<b>Spare capacity in peak period (examples)</b>	<b>Explanation of capacity balance</b>
1	Highlighted in green with a number denotes that the pitches have actual spare capacity at peak time.
-	With a dash, this indicates that the pitch is unavailable in the peak period. If it were to be made available, actual spare capacity could exist.
0	Highlighted in orange with a zero, this indicates the pitch is played to capacity, either overall or during the peak period.
1	Not highlighted by with a value, this indicates that the pitch has spare capacity in the peak period; however capacity has been discounted. This may be due to unsecure tenure and/or poor pitch quality.
1	Highlighted in red with a number denotes that the pitches are overplayed and have no spare capacity across the week. This includes at peak time, despite any availability at peak time which may exist.



### ***Security of tenure - for community users***

For the purposes of capacity analysis for football and for other sports throughout the PPOSS assessment report, security of tenure is represented as follows.

Where tenure is considered to be secure or insecure for individual site users/clubs, this is exclusive of the site's long-term availability for sport overall. For example, a site may have a level of legal protection which guards its long-term purpose for use as playing field or for formal sport and recreation, but its current user has no formal agreement that it will be made available to them specifically in the long-term.

- ◀ Secure - user club/organisation has:
  - ◀ some form of long-term formal agreement for their continued use of the site, such as freehold, leasehold (three or more years remaining) or licence/service level agreement for exclusive use.
  - ◀ rental use of local authority or Parish/Town Council managed provision, considered to be secure as part of the maintained municipal sport and recreation offer.
  - ◀ rental or partnership use of education site where a Community Use Agreement exists.
  
- ◀ Insecure - user club/organisation does not have formal agreement for long-term use, use is via:
  - ◀ rental (often annual) from a non-local authority organisation such as private or education.
  - ◀ rental from another sports club or organisation which holds long-term security of tenure but for which no formal agreement exists to secure third party rented use.
  - ◀ short-term leasehold (less than three years remaining), often approaching expiry of a long-term lease agreement requiring renegotiation or renewal.
  - ◀ use through personal relationship or verbal/unofficial/casual agreement.

**BURNLEY BOROUGH COUNCIL  
PLAYING PITCH & OUTDOOR SPORTS STRATEGY**

Table 2.14: Grass football pitch capacity analysis

Site ID	Site name	Post code	Analysis area	Com use?	Management	Security of tenure	Pitch type	Pitch size	No. of pitches	Agreed quality rating	Current play <sup>14</sup>	Carrying capacity <sup>15</sup>	Capacity balance	Spare capacity in peak period	Comments
3	Barden Lane Athletics Track	BB10 1JQ	North Burnley	Yes	Burnley Leisure	Secure	Adult		1	Standard	0.5	2	1.5	1	Actual spare capacity at peak time.
4	Barnfield Training Centre (North)	BB12 9AF	Padiham & Hapton	No	Sports club	Secure	Adult		7	Good	15	21	6	6	Unavailable for community use. Training ground for Burnley FC.
5	Barnfield Training Centre (South)	BB12 8UA	Padiham & Hapton	No	Sports club	Secure	Adult		1	Good	2	3	1	2	Unavailable for community use. Training ground for Burnley FC.
6	Basnett Street Playing Field	BB10 3ES	North Burnley	Yes	School	Unsecure	Youth	(11v11)	1	Standard	1.5	2	0.5	-	Played to capacity at peak time.
9	Briercliffe Recreation Ground	BB10 2HX	North Burnley	Yes	Borough Council	Secure	Mini	(5v5)	1	Poor	0.5	2	1.5	0.5	Spare capacity discounted due to poor pitch quality.
							Mini	(7v7)	1	Poor	0.5	2	1.5	1	Spare capacity discounted due to poor pitch quality.
14	Burnley FC (Turf Moor Stadium)	BB10 4BX	East Burnley & Cliviger	No	Sports club	Secure	Adult		1	Good	1	3	2	2	Unavailable for community use. Elite stadia pitch for Burnley FC.
16	Burnley High School	BB12 6NX	Padiham & Hapton	No	School	Unsecure	Mini	(7v7)	2	Poor	0	4	4	2	Unavailable for community use.
							Youth	(11v11)	2	Poor	0	2	2	2	Unavailable for community use.
17	Cherryfold Community Primary School	BB11 5JS	South Burnley	No	School	Unsecure	Youth	(11v11)	1	Poor	0	1	1	1	Unavailable for community use.
21	Fennyfold Playing Fields	BB12 7BN	Padiham & Hapton	Yes	Borough Council	Secure	Adult		2	Poor	4.5	2	2.5	-	Pitches are overplayed by 2.5 match equivalent sessions.
							Mini	(5v5)	1	Standard	0	4	4	1	Actual spare capacity at peak time.
							Mini	(7v7)	1	Standard	0.5	4	3.5	1	Actual spare capacity at peak time.
							Youth	(9v9)	1	Standard	2.5	2	0.5	-	Pitches are overplayed by 0.5 match equivalent sessions.
24	Hameldon Community College	BB11 5BT	South Burnley	No	Private	Unsecure	Youth	(11v11)	1	Poor	0	1	1	1	Unavailable for community use.
26	Hapton Recreation Ground	BB11 5RG	Padiham & Hapton	Yes	Borough Council	Secure	Youth	(11v11)	1	Standard	1	2	1	0.5	Actual spare capacity at peak time.
28	Lockyer Avenue	BB12 6BY	West Burnley	Yes	Borough Council	Secure	Mini	(5v5)	2	Standard	2.5	8	5.5	0.5	Actual spare capacity at peak time.
							Mini	(7v7)	1	Standard	0.5	4	3.5	0.5	Actual spare capacity at peak time.
							Youth	(11v11)	1	Standard	1	2	1	-	Played to capacity at peak time.
							Youth	(9v9)	1	Standard	0.5	2	1.5	0.5	Actual spare capacity at peak time.
33	Prairie Sports Village	BB10 2FU	North Burnley	Yes	Burnley Leisure	Secure	Mini	(5v5)	2	Standard	2.5	8	5.5	-	Played to capacity at peak time.
							Mini	(7v7)	4	Standard	4	16	12	1	Actual spare capacity at peak time.
							Youth	(9v9)	4	Standard	5.5	8	2.5	-	Played to capacity at peak time.

<sup>14</sup> Match equivalent sessions per week

<sup>15</sup> Match equivalent sessions per week, based on pitch quality - the FA recommends a maximum number of match equivalent sessions to be accommodate per pitch type. Please refer to Section 2.4 for the full breakdown.

**BURNLEY BOROUGH COUNCIL  
PLAYING PITCH & OUTDOOR SPORTS STRATEGY**

Site ID	Site name	Post code	Analysis area	Com use?	Management	Security of tenure	Pitch type	Pitch size	No. of pitches	Agreed quality rating	Current play <sup>14</sup>	Carrying capacity <sup>15</sup>	Capacity balance	Spare capacity in peak period	Comments
34	Queens Park (Burnley)	BB10 3EF	North Burnley	Yes	Borough Council	Secure	Mini	(5v5)	1	Standard	2	2	0	-	Pitch is played to capacity.
							Mini	(7v7)	2	Standard	4	4	0	-	Pitches are played to capacity.
							Youth	(9v9)	2	Standard	2.5	2	0.5	0.5	Pitches are overplayed by 0.5 match equivalent sessions.
35	Shuttleworth College	BB12 8ST	Padiham & Hapton	Yes	School	Unsecure	Adult		2	Poor	1	2	1	1	Spare capacity discounted due to unsecure tenure.
							Youth	(11v11)	1	Poor	1	1	1	1	Spare capacity discounted due to unsecure tenure.
36	Sir John Thursby Community College	BB10 2AT	North Burnley	No	School	Unsecure	Adult		2	Poor	0	2	2	2	Unavailable for community use.
38	Springfield Community Primary School	BB11 3HP	East Burnley & Cliviger	No	School	Unsecure	Mini	(5v5)	2	Poor	0	4	4	2	Unavailable for community use.
39	St Mary Magdalene's Roman Catholic Primary School	BB12 0JD	West Burnley	No	School	Unsecure	Youth	(9v9)	1	Poor	0	1	1	1	Unavailable for community use.
42	The Arbories Memorial Sports Ground - Padiham Sports Club	BB12 8LE	Padiham & Hapton	Yes	Sports club	Secure	Adult		1	Good	1	3	2	1	Spare capacity discounted to protect National League System pitch.
43	Towneley Park Playing Fields	BB11 3RQ	East Burnley & Cliviger	Yes	Borough Council	Secure	Adult		7	Poor	6.5	7	0.5	0.5	Spare capacity discounted due to poor pitch quality.
45	Unity College	BB11 3DF	East Burnley & Cliviger	No	School	Unsecure	Adult		1	Poor	0	1	1	1	Unavailable for community use.
							Youth	(9v9)	2	Poor	0	2	2	2	Unavailable for community use.
47	Wellfield Methodist And Anglican Church School	BB12 0JD	West Burnley	No	School	Unsecure	Youth	(9v9)	1	Poor	0	1	1	1	Unavailable for community use.
48	Worsthorne Primary School	BB10 3LR	East Burnley & Cliviger	No	School	Unsecure	Youth	(9v9)	1	Poor	0	1	1	1	Unavailable for community use.

# BURNLEY BOROUGH COUNCIL PLAYING PITCH & OUTDOOR SPORTS STRATEGY

## **Actual spare capacity**

To determine ‘actual spare capacity’, each site with ‘potential capacity identified in Table 2.14 has been reviewed. A pitch is only said to have ‘actual spare capacity’ if it is available for community use and available at the peak time for that format of the game. Any pitch not meeting this criterion has consequently been discounted.

There may also be situations where, although a site is highlighted as potentially able to accommodate some additional play, this should not be recorded as spare capacity against the site. For example, a site may be managed to operate slightly below full capacity to ensure that it can cater for several regular friendly matches and activities that take place but are difficult to quantify on a weekly basis.

Pitches that are of a poor quality are not deemed to have actual spare capacity due to their already low carrying capacity. Any identified spare capacity should be retained to relieve the pitches of use, which in turn, will aid the improvement of pitch quality.

Unless security of tenure is confirmed as being secured through a community use agreement during consultation with the operator, school sites that state they are currently available for community use but are unused are not considered to have actual spare capacity as they do not offer secure community use for clubs and as such use could be terminated at any time.

Actual spare capacity totals six match equivalent sessions per week across 12 pitches. This has been aggregated up by area and by pitch type below.

*Table 2.15: Summary of actual spare capacity on grass football pitches*

Analysis area	Actual spare capacity (match equivalent sessions per week)					Total
	Adult	Youth 11v11	Youth 9v9	Mini 7v7	Mini 5v5	
North Burnley	1	-	-	1	-	2
Padiham & Hapton	-	0.5	-	1	1	2.5
East Burnley & Cliviger	-	-	-	-	-	-
South Burnley	-	-	-	-	-	-
West Burnley	-	-	0.5	0.5	0.5	1.5
<b>Burnley</b>	<b>1</b>	<b>0.5</b>	<b>0.5</b>	<b>2.5</b>	<b>1.5</b>	<b>6</b>

Most actual spare capacity is identified on mini 7v7 pitches, although there is spare capacity identified across all pitch types. Overall, most actual spare capacity is in the Padiham & Hapton Analysis Area, followed by the North Burnley Analysis Area.

## **Overplay**

Overplay occurs when there is more play accommodated on a site than it can sustain (which can often be due to the low carrying capacity caused by poor quality). Only sites which are overplayed and have current community use have been included in the overplay summary, therefore school sites which do not currently have any community use but may be overplayed due to curriculum use and school fixtures have not been included.

In total, five pitches across just two sites (Fennyfold Playing Fields and Queens Park) are overplayed by a combined total of 3.5 match equivalent sessions per week. This overplay is situated in the Padiham & Hapton Analysis Area (three match equivalent sessions) and the North Burnley Analysis Area (0.5 match equivalent sessions).

# BURNLEY BOROUGH COUNCIL PLAYING PITCH & OUTDOOR SPORTS STRATEGY

Table 2.16: Summary of overplay of grass football pitches

Site ID	Site name	Analysis area	Pitch type	No. of pitches	Capacity rating (match equivalent sessions per week)
21	Fennyfold Playing Fields	Padiham & Hapton	Adult	2	2.5
			Youth 9v9	1	0.5
34	Queens Park (Burnley)	North Burnley	Youth 9v9	2	0.5
<b>Total</b>					<b>3.5</b>

Overplay is mostly on adult pitches (2.5 match equivalent sessions per week) with some on youth 9v9 pitches (one match equivalent sessions per week). No other pitch types are overplayed.

Most overplay is generated from high levels of demand accessing the pitches, however, all overplayed pitches are also assessed as either standard or poor quality.

## 2.5: Supply and demand analysis

Having considered supply and demand, the tables below identify current demand (i.e. spare capacity taking away overplay and any future demand) in each of the analysis areas for each pitch type, based on match equivalent sessions. Future demand is based solely on club aspirational demand as this also encapsulates increases identified from population growth.

### Adult pitches

At present, across adult pitches in Burnley one pitch at one site in the North Burnley Analysis Area has actual spare capacity of one match equivalent session per week.

Table 2.17: Supply and demand balance of adult pitches

Analysis area	Actual spare capacity (MES)	Demand (match equivalent sessions per week)			
		Overplay	Current total	Future demand	Total
North Burnley	1	-	1	0.5	0.5
Padiham & Hapton	-	2.5	2.5	-	2.5
East Burnley & Cliviger	-	-	0	1.5	1.5
South Burnley	-	-	0	-	0
West Burnley	-	-	0	-	0
<b>Burnley</b>	<b>1</b>	<b>2.5</b>	<b>1.5</b>	<b>2</b>	<b>3.5</b>

Overall, there is a current capacity shortfall on adult pitches totalling 1.5 match equivalent sessions per week. When taking into consideration future demand, the shortfall increases to 3.5 match equivalent sessions per week.

## BURNLEY BOROUGH COUNCIL PLAYING PITCH & OUTDOOR SPORTS STRATEGY

### **Youth 11v11 pitches**

At present, across youth 11v11 pitches in Burnley one pitch at one site in the Padiham & Hapton Analysis Area has actual spare capacity of 0.5 match equivalent sessions per week.

Table 2.18: Supply and demand balance of youth 11v11 pitches

Analysis area	Actual spare capacity (MES)	Demand (match equivalent sessions per week)			
		Overplay	Current total	Future demand	Total
North Burnley	-	-	0	1.5	1.5
Padiham & Hapton	0.5	-	0.5	1	0.5
East Burnley & Cliviger	-	-	0	-	0
South Burnley	-	-	0	-	0
West Burnley	-	-	0	-	0
<b>Burnley</b>	<b>0.5</b>	<b>0</b>	<b>0.5</b>	<b>2.5</b>	<b>2</b>

There is sufficient current capacity for youth 11v11 pitches at a Boroughwide level to meet current demand, with an overall 0.5 match equivalent sessions of spare capacity per week. However, when accounting for future demand, there is insufficient capacity to meet predicted demand across the Borough, with a shortfall becoming evident of two match equivalent sessions per week.

### **Youth 9v9 pitches**

At present, across youth 9v9 pitches in Burnley one pitch at one site in the West Burnley Analysis Area has actual spare capacity of 0.5 match equivalent sessions per week.

Table 2.19: Supply and demand balance of youth 9v9 pitches

Analysis area	Actual spare capacity (MES)	Demand (match equivalent sessions per week)			
		Overplay	Current total	Future demand	Total
North Burnley	-	0.5	0.5	0.5	1
Padiham & Hapton	-	0.5	0.5	0.5	1
East Burnley & Cliviger	-	-	0	-	0
South Burnley	-	-	0	-	0
West Burnley	0.5	-	0.5	-	0.5
<b>Burnley</b>	<b>0.5</b>	<b>1</b>	<b>0.5</b>	<b>1</b>	<b>1.5</b>

Currently youth 9v9 pitches at a Boroughwide level are marginally overplayed by 0.5 match equivalent sessions per week. When accounting for future demand, overplay increases to 1.5 match equivalent sessions.

### **Mini 7v7 pitch analysis**

At present, across mini 7v7 pitches in Burnley six pitches across three sites have actual spare capacity of 2.5 match equivalent sessions per week.

## BURNLEY BOROUGH COUNCIL PLAYING PITCH & OUTDOOR SPORTS STRATEGY

Table 2.20: Supply and demand balance of mini 7v7 pitches

Analysis area	Actual spare capacity <sup>16</sup>	Demand (match equivalent sessions)			
		Overplay	Current total	Future demand	Total
North Burnley	1	-	1	1.5	0.5
Padiham & Hapton	1	-	1	-	1
East Burnley & Cliviger	-	-	0	-	0
South Burnley	-	-	0	-	0
West Burnley	0.5	-	0.5	-	0.5
<b>Burnley</b>	<b>2.5</b>	<b>0</b>	<b>2.5</b>	<b>1.5</b>	<b>1.5</b>

There is sufficient current capacity for mini 7v7 pitches to meet current demand, with an overall 2.5 match equivalent sessions of spare capacity per week. When accounting for future demand, there remains sufficient capacity, although spare capacity reduces to a total of 1.5 match equivalent sessions per week.

### Mini 5v5 pitch analysis

At present, across mini 5v5 pitches in Burnley three pitches across two sites have actual spare capacity of 1.5 match equivalent sessions per week.

Table 2.21: Supply and demand balance of mini 5v5 pitches

Analysis area	Actual spare capacity <sup>17</sup>	Demand (match equivalent sessions)			
		Overplay	Current total	Future demand	Total
North Burnley	-	-	0	-	0
Padiham & Hapton	1	-	1	-	1
East Burnley & Cliviger	-	-	0	1	1
South Burnley	-	-	0	-	0
West Burnley	0.5	-	0.5	-	0.5
<b>Burnley</b>	<b>1.5</b>	<b>0</b>	<b>1.5</b>	<b>1</b>	<b>0.5</b>

There is sufficient current capacity for mini 5v5 pitches to meet current demand, with an overall 1.5 match equivalent sessions of spare capacity per week. When accounting for future demand, there remains sufficient capacity, although spare capacity reduces to a total of 0.5 match equivalent sessions per week.

<sup>16</sup> In match equivalent sessions

<sup>17</sup> In match equivalent sessions



# BURNLEY BOROUGH COUNCIL PLAYING PITCH & OUTDOOR SPORTS STRATEGY

## 2.6: Conclusion

In conclusion, at a Boroughwide level capacity of grass football pitches can sufficiently meet demand across all pitch types apart from adult and youth 9v9 pitches. However, future growth could lead to future shortfalls across the Borough on adult, youth 11v11 and youth 9v9 pitches. Whilst mini 7v7 and mini 5v5 pitches continue to be able to accommodate future demand.

Table 2.22: Summary of supply and demand analysis for grass football pitches

Pitch type	Demand (match equivalent sessions per week)				
	Actual spare capacity	Overplay	Current total	Future demand	Future total
Adult	1	2.5	1.5	2	3.5
Youth 11v11	0.5	0	0.5	2.5	2
Youth 9v9	0.5	1	0.5	1	1.5
Mini 7v7	2.5	0	2.5	1.5	1.5
Mini 5v5	1.5	0	1.5	1	0.5

### Summary - football

- Capacity of grass football pitches can sufficiently meet demand across all pitch types apart from adult and youth 9v9 pitches.
- However, future growth would lead to future shortfalls, across the Borough on adult, youth 11v11 and youth 9v9 pitches. Whilst mini 7v7 and mini 5v5 pitches continue to be able to accommodate future demand.

### Supply

- The audit identifies a total of 68 grass football pitches within Burnley across 24 sites. Of these, 41 pitches across 11 sites are identified as being available for community use.
- Of the community available pitches most are in the North Burnley Analysis Area (19 pitches - 46% of available pitches), followed by the Padiham & Hapton Analysis Area (10 pitches - 25%) and then the East Burnley & Cliviger Analysis Area (seven pitches - 17%). The West Burnley Analysis Area has five pitches (12% of available pitches), whilst the South Burnley Analysis Area has no pitches.

### Quality

- In total, one pitch (3%) is rated as good quality, 21 as standard quality (51%) and 19 as poor quality (46%).
- Of the 10 sites that are actively used for community football, three sites (30%) are serviced by good quality ancillary facilities and five sites (50%) by poor quality ancillary facilities. The remaining two sites (20%) are not serviced by onsite clubhouse/changing room provision. No sites are serviced by ancillary provision of standard quality.

### Demand

- There are 126 teams identified as playing football in the Borough. This is made up of 22 adult men's, two adult women's, 58 youth boys', seven youth girls' and 47 mini soccer teams.
- Only Burnley FC Women's team are known to export demand to the LFA County Ground (South Ribble).
- Future club growth aspirations, participation targets and team generations rates total 16 potential new teams, resulting in additional capacity requirement (in match equivalent sessions per week) of two on adult pitches, 2.5 on youth 11v11 pitches, one on youth 9v9 pitches, 1.5 on mini 7v7 pitches and one on mini 5v5 pitches.

### Capacity

- There are 12 pitches across six sites identified as having actual spare capacity, totalling six match equivalent sessions per week.
- In total, five pitches across just two sites (Fennyfold Playing Fields and Queens Park) are overplayed by a combined total of 3.5 match equivalent sessions per week.



**PART 3: THIRD GENERATION ARTIFICIAL GRASS PITCHES (3G PITCHES)**

**3.1: Introduction**

Competitive football can take place on 3G surfaces that have been FIFA or International Matchball Standard tested and approved by the FA for inclusion on the FA pitch register. As such, in addition to training demand, a growing number of 3G pitches are now used for competitive match play, providing that the performance standard meets FIFA quality requirements.

World Rugby produced the ‘Performance Specification for artificial grass pitches for rugby’, more commonly known as ‘Regulation 22’, which provides the necessary technical detail to produce pitch systems that are appropriate for rugby union. The artificial surface standards identified in Regulation 22 allows matches to be played on surfaces that meet the required standard, meaning full contact activity, including tackling, rucking, mauling and lineouts, can take place.

Competitive rugby league play and contact practice is permitted to take place on 3G pitches which are deemed by the Rugby Football League (RFL) to meet its Performance Standard. Pitches fall under two categories; community club pitches which require retesting every two years and elite stadia pitches which require an annual retest. Much of the criteria within the RFL performance standard test also forms part of the World Rugby test, meaning World Rugby certified 3G pitches are considered by the RFL to be able to meet rugby league requirements, subject to passing an additional RFL performance standard test.

Many test contractors are able to offer reduced rates through efficiency savings to carry out multiple performance tests in the same session, therefore providers seeking 3G pitch compliancy for a number of sports would be recommended to consider this opportunity. Other sports that are known to use 3G pitches for training and match play include American football and lacrosse.

EH’s Artificial Grass Playing Surface Policy (June 2016) advises that 3G pitches should not be used for hockey matches or training and that they can only be used for lower level hockey (introductory level) as a last resort when no sand-based or water-based AGPs are available.

**3.2: Supply**

A full size 3G pitch is considered by the FA to measure at least 100 x 64 metres (106 x 64 metres including run offs); however, for the purposes of this report, all pitches measuring over 94 x 55 metres (exclusive of run offs) are considered to be full size due to the amount of demand they can accommodate. Nationally, many 3G pitches are slightly undersized due to being converted from sand-based provision (dimensions for hockey are smaller than for football).

There are six full size 3G pitches in Burnley that fully comply with the above specification. Half (three) of these pitches are located in the North Burnley Analysis Area. All pitches are sports lit, however, only three are available for community use.

*Table 3.1: Full size 3G pitches in Burnley*

Site ID	Site name	Post code	Analysis area	Community use	Sports lighting	Size (meters)	Certification (Expiry)
5	Barnfield Training Centre (South)	BB12 8UA	Padiham & Hapton	No	Yes	65 x 102	-

## BURNLEY BOROUGH COUNCIL PLAYING PITCH & OUTDOOR SPORTS STRATEGY

Site ID	Site name	Post code	Analysis area	Community use	Sports lighting	Size (meters)	Certification (Expiry)
12	Burnley College	BB12 0AN	North Burnley	Yes	Yes	70 x 110	FA (31/05/25)
33	Prairie Sports Village	BB10 2FU	North Burnley	Yes	Yes	65 x 102	FA (31/05/24)
33	Prairie Sports Village	BB10 2FU	North Burnley	Yes	Yes	65 x 102	FIFA (31/05/24) WR (3/09/23)
35	Shuttleworth College	BB12 8ST	Padiham & Hapton	No	Yes	62 x 100	-
45	Unity College	BB11 3EN	East Burnley & Cliviger	No	Yes	62 x 100	-

It should be noted that even though there is some external usage of the pitch at Shuttleworth College, this is only by Burnley FC women and girls' teams (U10, U12, U14 and U16 teams), and is not widely available for community clubs. Therefore, for this report it is considered unavailable for community use.

There are also nine smaller size 3G pitches servicing Burnley, of which, seven are available for community use. The community available pitches are all serviced by sports lighting and are located at Crow Wood Leisure. The two pitches that are not available for community use are both indoor and used primarily to meet demand from Burnley Football Club.

Small size pitches are generally not suitable for adult match play but can be used to accommodate youth and mini matches provided they are FA approved, of an adequate size and with adequate run-off areas. More commonly, they are used to accommodate training demand, commercial football leagues and social play.

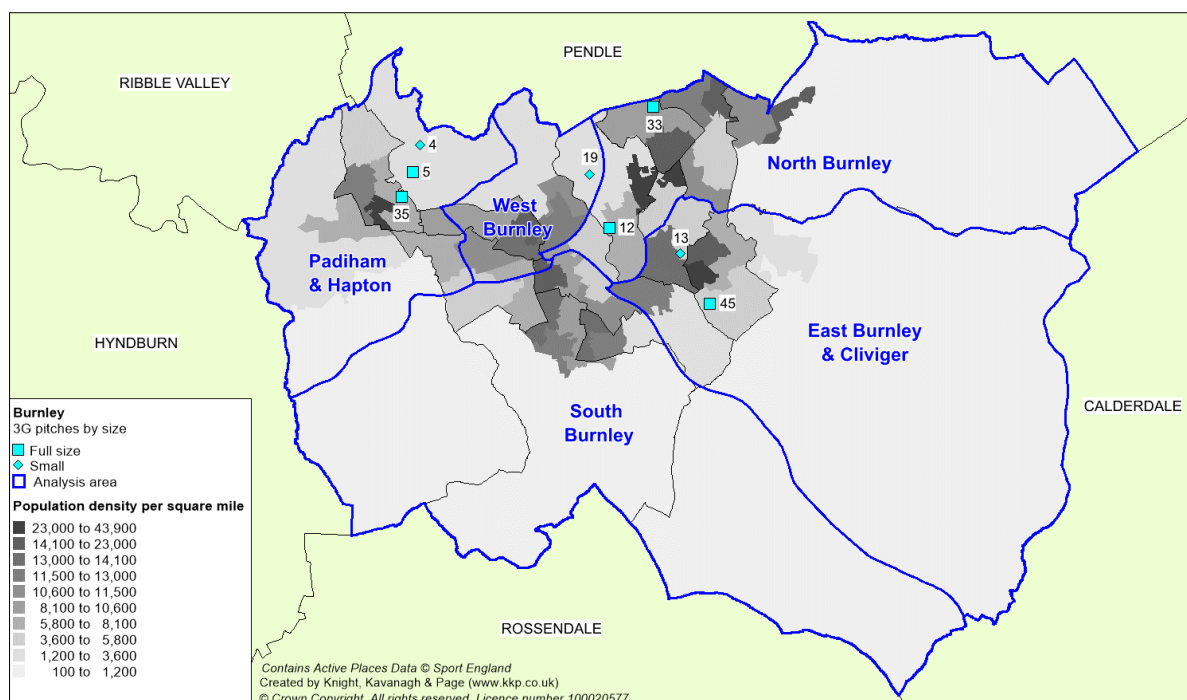
*Table 3.2: Supply of small size 3G pitches in Burnley*

Site ID	Site name	Post code	Analysis area	No. of pitches	Community use	Sports lighting	Size (metres)
4	Barnfield Training Centre (Indoor)	BB12 9AF	Padiham & Hapton	1	No	Yes	60 x 40
13	Burnley FC – Elite Training Centre (Indoor)	BB10 4BX	East Burnley & Cliviger	1	No	Yes	30 x 40
19	Crow Wood Leisure	BB12 0RT	West Burnley	2	Yes	Yes	30 x 40
				5	Yes	Yes	18 x 32

It should be noted that there is no form of 3G provision, either full size or small size, in the South Burnley Analysis Area.

# BURNLEY BOROUGH COUNCIL PLAYING PITCH & OUTDOOR SPORTS STRATEGY

Figure 3.1: Location of 3G pitches in Burnley



## Future supply

Though full size 3G pitches are considered to be those which meet FA minimum pitch dimensions, it is recommended that any new 3G pitches built in future should meet FA recommended pitch dimensions to ensure suitability for all formats of football and maximise opportunities for use.

Table 3.3: FA recommended 3G pitch sizes

Age group	Playing format	Recommended pitch dimensions (metres excluding run offs)	Recommended pitch dimensions (metres including run offs)
Mini-Soccer U7/U8	5v5	37x27	43x33
Mini-Soccer U9/U10	7v7	55x37	61x43
Youth U11/U12	9v9	73x46	79x52
Youth U13/U14	11v11	82x50	88x56
Youth U15/U16	11v11	91x55	97x61
Youth U17/U18	11v11	100x64	106x70
Over 18/Adult	11v11	100x64	106x70

## Burnley Local Football Facility Plan (2019)

The Burnley Local Football Facility Plan (LFFP)<sup>18</sup>, published in 2019, identifies proposed projects for the development of new full size 3G pitches at Padiham FC/Fennyfold Playing Fields (Full size pitch), refurbishment of the full size 3G pitch and Burnley College and the creation of two small size 3G pitches at Padiham Leisure Centre and Burnley in the Community (Turf Moor).

<sup>18</sup><https://localplans.footballfoundation.org.uk/local-authorities-index/burnley/burnley-local-football-facility-plan2/>

## **BURNLEY BOROUGH COUNCIL PLAYING PITCH & OUTDOOR SPORTS STRATEGY**

---

The Burnley LFFP also identifies opportunity for the refurbishment of changing room pavilion provision alongside the proposed 3G at Fennyfold Playing Fields.

The LFFP proposed projects will be assessed as scenarios in the proceeding Strategy document to ensure that they are supported by the evidence presented in this report and whether alterations or additions are required to the Burnley LFFP.

### ***FA Pitch Register***

In order for competitive matches to be played on 3G pitches, the pitch should be FIFA or IMS tested and approved and added to the FA Pitch Register, which can be found at: <https://footballfoundation.org.uk/3g-pitch-register>

Pitches undergo testing to become a FIFA Quality pitch (previously FIFA One Star) or a FIFA Quality Pro pitch (previously FIFA Two Star), with pitches commonly constructed, installed and tested in situ to achieve either accreditation. This comes after FIFA announced changes to 3G performance in October 2015 following consultation with member associations and licenced laboratories. The changes are part of FIFA's continued ambition to drive up performance standard in the industry and the implications are that all 3G pitches built through the FA framework will be constructed to meet the new criteria.

The changes from FIFA One Star to FIFA Quality will have minimal impact on the current hours of use guidelines, which suggests that One Star pitches place more emphasis on the product's ability to sustain acceptable performance and can typically be used for 60-85 hours per week with a lifespan of 20,000 cycles. In contrast, pitches built to FIFA Quality Pro performance standards are unlikely to provide the hours of use that some FIFA Two Star products have guaranteed in the past (previously 30-40 hours per week with a lifespan of 5,000 cycles). Typically, a FIFA Quality Pro pitch will be able to accommodate only 20-30 hours per week with appropriate maintenance due to strict performance measurements.

In Burnley one of the pitches at Prairie Sports Village is FA compliant whereas the other is FIFA compliant. There is a further FA compliant pitch located at Burnley College.

### ***World Rugby (WR) compliant pitches***

To enable 3G pitches to host competitive rugby union matches, WR has developed the Rugby Turf Performance Specification. This is to ensure that the surfaces replicate the playing qualities of good quality grass pitches, provide a playing environment that will not increase the risk of injury and are of an adequate durability.

The specification includes a rigorous test programme that assesses ball/surface interaction and player/surface interaction and has been modified to align the standard with that of FIFA. Any 3G pitch used for any form of competitive rugby must comply with this specification and must be tested every two years to retain compliance.

The FIFA compliant pitch at Prairie Sports Village is also World Rugby compliant and accommodates demand from Burnley Rugby Club. The Club and its home site is situated near Prairie Sports Village (0.4 miles), however, technically falls within the neighbouring authority of Pendle Borough Council.

### ***Management***

The 3G pitch at Burnley College, Shuttleworth College and Unity College are all managed internally by their respective schools, whereas the pitch at Barnfield Training Centre is managed by Burnley FC.

## BURNLEY BOROUGH COUNCIL PLAYING PITCH & OUTDOOR SPORTS STRATEGY

The remaining pitches at the Prairie Sports Village are managed by the Council's leisure provider Burnley Leisure.

### Availability

The table below, examines the availability of each community pitch during the week.

Table 3.4: Summary of 3G pitch availability

Site ID	Site	Analysis area	Availability
5	Barnfield Training Centre (South)	Padiham & Hapton	Not available for community use.
12	Burnley College	North Burnley	Monday to Friday – 06:00 – 21:00 Saturday / Sunday – 08:00 – 15:00
33	Prairie Sports Village	North Burnley	Everyday 09:00 – 22:00
35	Shuttleworth College	Padiham & Hapton	Not available for community use. (Only use my Burnley FC women's and girls)
45	Unity College	East Burnley & Cliviger	Not available for community use.

As previously mentioned, the pitches at Barnfield Training Centre (South), Shuttleworth College and Unity College are not available for community use.

The pitches at Prairie Sports Village are widely available for community use throughout the week.

It should be noted that the 3G pitch at Burnley College is available for external community hours during the day, and at the weekend, if it is not being used for education activities.

### 3.3: Quality

It is considered that the carpet of an AGP usually lasts for approximately ten years, and it is the age of the surface, combined with maintenance levels, which most commonly affects quality. It is therefore recommended that sinking funds be put into place by providers to enable long-term sustainability, ongoing repairs and future refurbishment beyond this period.

Table 3.5: Summary of 3G pitch quality

Site ID	Site	Analysis area	Number of pitches	Quality rating	Year built (resurfaced)
<b>Full size pitches</b>					
5	Barnfield Training Centre (South)	Padiham & Hapton	1	Standard	2010
12	Burnley College	North Burnley	1	Standard	2009
33	Prairie Sports Village	North Burnley	1	Standard	2014
33	Prairie Sports Village	North Burnley	1	Good	2020
35	Shuttleworth College	Padiham & Hapton	1	Good	2020
45	Unity College	East Burnley & Cliviger	1	Good	2020
<b>Small size pitches</b>					
4	Barnfield Training Centre	Padiham & Hapton	1	Good	2017
13	Burnley FC Elite Training Centre	East Burnley & Cliviger	1	Poor	1990
19	Crow Wood Leisure	West Burnley	2	Standard	2017
19	Crow Wood Leisure	West Burnley	5	Standard	2011

## BURNLEY BOROUGH COUNCIL PLAYING PITCH & OUTDOOR SPORTS STRATEGY

---

The full-size pitches at Shuttleworth College and Unity College are good quality with both recently (2020) being converted from a hockey suitable AGP to 3G. Similarly, the FIFA/WR compliant pitch at the Prairie Sports Village is also good quality having been built in the same year, this pitch was FF funded and therefore should have a sinking fund in place for repair and resurfacing as per FF Terms & Conditions.

The remaining pitch at Prairie Sports Village is rated as standard quality coming up to the end of its lifespan. In comparison, the pitch at Barnfield Training Centre (South) is also standard quality, however, is over its recommended lifespan. This is due to the pitch receiving higher levels of regular dedicated maintenance than the pitch at Prairie Sports Village as it is managed by a professional football club (Burnley FC). This pitch also receives lower levels of demand as it is not available for wider community use.

The full size 3G pitch located at Burnley College is of standard quality. The pitch is well beyond its recommended ten year lifespan, however, has recently had remedial work completed to ensure it be put on the FA 3G pitch register and is used extensively for curricular, extra-curricular and community demand. The pitch should be explored and planned to be fully resurfaced in the coming years.

### ***Ancillary facilities***

The ancillary amenities at the sites with community use, Prairie Sports Village and Burnley College, are rated as good quality with no issues arising during consultation.

### **3.3: Demand**

The full size 3G pitches currently available for community use in Burnley are all reported to be operating at or close to capacity at peak times, especially during winter months when grass pitches cannot be used for training or recreational demand (due to a lack of sports lighting). This applies not only to midweek capacity but also to weekend capacity on account of many being FA approved to host competitive matches.

Currently, it is considered that the majority of community-based activity on 3G pitches is football related, with minimal amounts of rugby union demand utilising the WR pitch at Prairie Sports Village. Most of the capacity is being taken up by clubs for training and match play purposes, although there is also a strong presence of recreational football activity taking place (e.g., via unaffiliated groups).

The following table summarises the availability of full size AGPs for community use in Burnley. In addition, it records the availability of provision within the peak period. In order to accomplish this analysis a peak period needs to be determined. Sport England Facilities Planning Model (FPM) applies a generic overall peak period for AGPs based the following hours for AGPs 34 hours a week (Monday to Thursday 17:00-21:00; Friday 17:00-19:00; Saturday and Sunday 09:00-17:00). However, in Burnley, due to peak time usage across the Borough being slightly different to that of the FPM model, it has been agreed with the Council and football partners to adjust the peak period to 28 hours per week (Monday to Thursday 18:00-21:00; Saturday and Sunday 09:00-17:00).



Table 3.6: Current usage of Community Available full size 3G pitches across Burnley

Site ID	Site name	Post code	Analysis area	Sports lighting	Quality <sup>19</sup>	Total number of hours available for community use during peak period	Midweek					Weekend				
							Affiliated Football usage	Affiliated Rugby usage <sup>20</sup>	Other sports club usage	Informal / Recreational <sup>21</sup>	Actual Spare capacity	Affiliated Football usage	Affiliated Rugby usage	Other sports club usage	Informal / Recreational	Actual Spare capacity
12	Burnley College	BB12 0AN	North Burnley	Yes	Poor	Weekdays: 12 hours Weekends: 12 hours Total: 24 hours	52%	-	-	38%	10%	67%	-	-	-	33%
33	Prairie Sports Village	BB10 2FU	North Burnley	Yes	Standard	Weekdays: 12 hours	86%	-	-	11%	3%	81%	-	-	-	19%
				Yes	Good	Weekends: 16 hours Total: 28 hours	67%	22%	-	11%	0%	75%	-	-	-	25%

The pitches at Prairie Sports Village are extensively used for affiliated football demand both for midweek training and competitive demand at the weekend. There is also some use of the WR compliant 3G pitch by Burnley Rugby Club on Tuesdays and Wednesday's evening for training. Prairie Sports Village runs also runs informal/recreational leisure league competitions on Tuesdays and Thursdays between 19:00 and 21:00. The spare capacity on the pitches is generally between the hours of Saturday/Sunday afternoon between 15:00 and 17:00.

Similarly, the pitch at Burnley College is also used for affiliated football, however, it receives higher levels of informal/recreational demand in comparison to Prairie Sports Village with small sided football leagues operating on a Monday (20:00 – 22:00), Wednesday (18:00 – 21:00) and Thursday (19:00 – 21:00) evenings.

It should be noted that there is imported demand for the use of both 3G pitches at Prairie Sports Village by Burnley Rugby Club, Belvedere FC and Barrowford Celtic FC (Pendle).

*Small sided 3G pitch*

Although booking information could not be obtained for the small size provision it is known through club consultation that the pitches at Crow Wood Leisure (West Burnley Analysis Area) are used for training demand by Rosegrove FC.

<sup>19</sup> Quality is assessed via a combination of non-technical assessments carried out by KKP but also take account of user views and opinions.

<sup>20</sup> Rugby union and rugby league

<sup>21</sup> Recreation usage includes demand from leisure football leagues, Active Communities and other similar organisations.

## BURNLEY BOROUGH COUNCIL PLAYING PITCH & OUTDOOR SPORTS STRATEGY

---

### *Unmet demand*

In Burnley all of clubs that responded to consultation explicitly report that they require additional access to 3G provision. As mentioned in Part 2: Football, 45% of clubs responded to consultation requests representing 81% of all teams playing within the Authority. This being said, the exact number of teams that report an aspiration to use more 3G provision cannot be substantiated meaning an exact amount of unmet demand cannot be quantified.

Furthermore, some of these clubs are already training on 3G pitches but do not have capacity for all of their teams, or do not have access at preferred times. Others are not training on 3G pitches at all and are instead using sand-based pitches or indoor sports halls despite these not being their preferred surfaces.

Although there is identified levels of unmet demand, we are unable to quantify the number of clubs/teams that state they require access to 3G pitches but don't currently do so, as this information is unavailable.

It is suggested that the Strategy Report includes a recommendation to establish a PPS Steering Group Task and Finish Group as part of Stage E (Delivery and Implementation) to assess the extent of spare capacity of 3G pitches and quantify unmet demand to help inform whether existing 3G pitches can accommodate unmet and future demand, or if new provision is required.

### *Match play demand*

Improving grass pitch quality is one way to increase the capacity at sites but given the cost of doing such work and the continued maintenance required (and associated costs), alternatives need to be considered that can offer a more sustainable model for the future of football. The substitute to grass pitches is the use of 3G pitches for competitive matches, providing that the pitch is FA approved, sports lit and available for community use during the peak period.

In Burnley, all community available 3G pitches are either FA or FIFA compliant meaning they can accommodate competitive matches. Burnley College is used to accommodate matches from AFC Phoenix, BFC Women Juniors FC, whereas the pitches at Prairie Sports Village are used namely by Burnley Town FC, FC WYA, Prairie United FC and Fulleage Colts FC, based on club consultation and LFA affiliation data. In addition, both 3G pitches are reported to be used by Accrington & District Junior Football League and the East Lancashire Football Alliance throughout the winter months when club pitches are unusable due to weather.

In total, 27 teams are registered as using 3G pitches to accommodate competitive demand.

The use of 3G pitches for matches also emphasises the importance of maintaining good quality pitches. Should pitches become poor quality, they will likely lose accreditation to accommodate fixtures. This will then result in all teams using the provision needing to transfer to grass pitches, adding to their usage, reducing their capacity and further diminishing their quality.

### *Rugby union*

As mentioned previously, there is one WR compliant 3G pitch within Burnley at Prairie Sports Village. Given there is no specific identified rugby union demand within the Authority, this pitch is more than suitable to meet the imported training/match play demand from Burnley Rugby Club.



### *Other sports*

No other sports clubs/users are presently identified as accessing the existing stock of 3G pitches in Burnley (outside of some school activity). Furthermore, with limited demand identified in the Authority, and with limited presence of other relevant sports, no demand for access has been uncovered.

### **3.4: Supply and demand analysis**

Based on the location of the current full size community available 3G pitch stock in Burnley (North Burnley Analysis Area), in addition to the community available hockey suitable AGP at Blessed Trinity Catholic College in the same analysis area, and the small size provision at Crow Wood Leisure, it is anticipated that football demand in the North Burnley, East Burnley & Cliviger and West Burnley analysis areas can be accommodated on current pitch stock.

This is based on the knowledge that teams in the latter two analysis areas will either travel into the North Burnley Analysis Area to access 3G provision, which is supported by club consultation information, do not train at all (single team open age men's teams), or use the small size provision in Crow Wood Leisure (West Burnley).

In comparison, there is no community available 3G pitch/hockey suitable AGP within the Padiham & Hapton Analysis Area to service the 29 football teams. Therefore, it is anticipated that there is a potential shortfall of provision within this locality, although further analysis is required to establish whether there is any current unmet demand from any of the teams in this area.

Scenarios to further test the need and location for 3G pitch provision will be explored in the proceeding Strategy & Action Plan.

### Summary – 3G

- ◀ Only three of the six full size 3G pitches in Burnley are fully available for community use and of those, Burnley College is assessed as poor quality.
- ◀ In conclusion, there is deemed to be sufficient 3G pitches to cater for demand in the North, East Burnley & Cliviger and West Burnley analysis area, whereas there is a potential shortfall in the Padiham & Hapton Analysis Area.

### Supply

- ◀ There are six full size 3G pitches in Burnley that fully comply with the above specification. Exactly half (three) of these pitches are located in the North Burnley Analysis Area.
- ◀ All pitches have sports lighting, however, only three being available for community use.
- ◀ There are also nine smaller size 3G pitches servicing Burnley, of which, seven are available for community use. The community available pitches are all serviced by sports lighting and are located at Crow Wood Leisure.
- ◀ In Burnley one of the pitches at Prairie Sports Village is FA compliant whereas the other is FIFA compliant. There is a further FA compliant pitch located at Burnley College.
- ◀ The FIFA compliant pitch at Prairie Sports Village is also World Rugby compliant and accommodates demand from Burnley Rugby Club.
- ◀ The 3G pitch at Burnley College, Shuttleworth College and Unity College are all managed internally by their respective schools, whereas the pitch at Barnfield Training Centre is managed by the Burnley FC. The remaining pitches at the Prairie Sports Village are managed by the Councils leisure provider Burnley Leisure.

### Quality

- ◀ There are three good quality full size 3G pitches in Burnley and three standard quality pitches.
- ◀ The ancillary amenities at the sites with community use, Prairie Sports Village and Burnley College, are rated as good quality with no issues arising during consultation.

### Demand

- ◀ The pitches at Prairie Sports Village are extensively used for affiliated football demand both for midweek training and competitive demand at the weekend. There is also some use of the WR compliant 3G pitch by Burnley Rugby Club on Tuesdays and Wednesday's evening for training.
- ◀ Similarly, the pitch at Burnley College is also used for affiliated football, however, it receives higher levels of informal/recreational demand in comparison to Prairie Sports Village.
- ◀ Although booking information could not be obtained for the small size provision it is known through club consultation that the pitches at Crow Wood Leisure (West Burnley Analysis Area) are used for training demand by Rosgrove FC.

### Capacity

- ◀ The full size 3G pitches currently available for community use in Burnley are all operating at, or close to, capacity at peak times, especially during winter months when grass pitches cannot be used for training or recreational demand (due to a lack of sports lighting).
- ◀ In Burnley all clubs that responded to consultation report that they require additional access to 3G provision, however, the exact number of teams that don't already access 3G pitches is unquantifiable.
- ◀ It is suggested that the Strategy Report includes a recommendation to establish a PPS Steering Group Task and Finish Group as part of Stage E (Delivery and Implementation) to assess the extent of spare capacity of 3G pitches and quantify unmet demand to help inform whether existing 3G pitches can accommodate unmet and future demand, or if new provision is required.

# BURNLEY BOROUGH COUNCIL PLAYING PITCH & OUTDOOR SPORTS STRATEGY

## PART 4: CRICKET

### 4.1: Introduction

Lancashire Cricket Foundation (LCF) serves as the main governing and representative body for cricket across Burnley. Working closely with the England and Wales Cricket Board (ECB), it is responsible for the management and development of every form of recreational cricket for men, women and children within the Borough. It is currently working with the ECB on delivering its Inspiring Generations Strategy which has been live since 2020.

#### **Consultation**

There are three cricket clubs playing in Burnley. Through video consultations, a total club response rate of 100% has been achieved.

*Table 4.1: Summary of cricket club consultation*

Club name	Analysis area	Response
Burnley CC	East Burnley & Cliviger	Yes
Lowerhouse CC	Padiham & Hapton	Yes
Padiham CC	Padiham & Hapton	Yes

It should be noted that even though Wood CC (Burnley) gathers a proportion of its demand from the Borough it is not considered to be based within the Authority. The Club is considered nomadic using various sites across Bury and Manchester to accommodate its fixtures in the Manchester T25 (Wednesday) & T35 (Sunday) Cricket Leagues. The majority of its competitive fixtures for the 2022 season have been played at Radcliffe Cricket Club (Bury).

#### **County Facilities Strategy (CFS)**

In 2022, to build upon the ECB's Inspiring Generations Strategy, the ECB has started the process of producing County Facilities Strategies (CFS). The CFSs will be produced by each individual county cricket board and will be unique to its geographical area as well as being diverse in its representation.

The CFS will be seen as a 'long-term' plan with county boards ensuring the strategy provides a ten-year view of facility needs. Similarly, to a PPS, the county cricket boards will establish key stakeholders (clubs, leagues, county sports partnerships, county pitch advisors & Sport England etc) within its locality to consult during the development of the strategy.

Each county cricket board will utilise in-date PPSs within its locality to support the development of the CFS, utilising the PPS findings as a 'high-quality' evidence base. The CFS will look at a range of facilities which support cricket across its region, with the ECB setting out guidelines to ensure that the following facilities are considered throughout the development of the CFS:

#### *Types of facility*

- ◀ "Traditional" outdoor facilities
  - ◀ Pitches and Outfields
  - ◀ Pavilions
  - ◀ Practice
  
- ◀ "Non-traditional" facilities
  - ◀ Multi Use Games Areas
  - ◀ Tapeball/softball spaces

# BURNLEY BOROUGH COUNCIL

## PLAYING PITCH & OUTDOOR SPORTS STRATEGY

---

- ◀ Courts or cages
  
- ◀ Indoor facilities
  - ◀ Practice (multi use halls)
  - ◀ Performance (cricket specific)
  - ◀ Matchplay (6 or 8 a side)

It should be noted that each CFS is likely to be different, with the individual county cricket boards identifying the key facility requirements across its cricketing landscape.

The CFSs will be used to shape investment decisions and priorities, particularly how each county cricket board will use the devolved budget within the County Grants Fund and prioritise larger scale strategic projects. The county cricket boards decision-making process will be clearly explained, and a list of projects in priority order will be produced. This will in turn populate the Strategic Grants Tracker on the ECB Investment Management System. The decisions made should be evidence based and defensible in the event of challenge.

Notwithstanding the above, it is important to recognise that the CFS is an investment portfolio of priority projects for potential investment; it is not a detailed supply and demand analysis of all pitch provision in a local area. Consequently, it cannot be used in place of a PPS and is not an accepted evidence base for development proposals that need to be judged against the NPPF and Sport England's Playing Field Policy.

### **4.2: Supply**

There are five grass wicket squares in Burnley located across four sites, all of which, are available for community use. There is one double pitch site at Towneley Park Playing Fields.

The East Burnley & Cliviger Analysis Area has the most available natural turf provision with three squares (60%), whilst the Padiham & Hapton Analysis Area Area has two available squares (40%).

It should be noted that historically Shuttleworth College, Sir John Thursby Community College and Unity College have all accommodated grass cricket squares, however, during non-technical site assessments and consultation it was found that these are no longer maintained. Each of the sites now have a NTP as outlined in greater detail below.

#### ***Non-turf pitches (NTPs)***

The ECB highlights that non-turf pitches (NTPs) which follow its TS6 guidance on performance standards are suitable for high level, senior play and are considered to have carrying capacity of 60 match equivalent sessions per season, although this may include training sessions via the use of mobile nets.

However, not all local leagues permit use of NTPs for match play and nationally those which do typically allow use for lower level of competition or within lower divisions.

In Burnley, there is one NTP which accompanies a grass wicket square, as well as three standalone NTPs.

## BURNLEY BOROUGH COUNCIL PLAYING PITCH & OUTDOOR SPORTS STRATEGY

Table 4.2: Summary of NTPs in Burnley

Site ID	Site name	Post code	Availability for community use	Analysis area	Number of NTPs	Position
35	Shuttleworth College	BB12 8ST	No	Padiham & Hapton	1	Standalone
36	Sir John Thursby Community College	BB10 2AT	No	North Burnley	1	Standalone
42	The Arbories Memorial Sports Ground - Padiham Sports Club	BB12 8LE	Yes	Padiham & Hapton	1	Square
45	Unity College	BB11 3DF	No	East Burnley & Cliviger	1	Standalone

### Ball strike

Where there is either new cricket provision being put in place, or more commonly a development which may prejudice the use of the cricket facility, there is a requirement for a full ball strike risk assessment to be undertaken and appropriate mitigation put in place as part of the development. As such, the ECB recommends that the clubs and organisations seek to have a ball strike risk assessment undertaken; further information can be provided by the ECB.

Figure 4.1: Summary of grass cricket squares in Burnley

Map to be added in a later version

# BURNLEY BOROUGH COUNCIL PLAYING PITCH & OUTDOOR SPORTS STRATEGY

## Security of tenure

A site is considered to offer unsecure tenure if access to the cricket provision onsite is not guaranteed to be retained over the next three years. The table below identifies tenure arrangements for all affiliated clubs.

All clubs in Burnley are considered to have secure tenure at their home venues through either ownership (one club) or long-term leasehold (two clubs).

Table 4.3: Summary of security of tenure for Burnley cricket clubs

Site ID	Site	Post code	Analysis area	Club/league	Arrangement	Tenure
30	Lowerhouse Cricket Club - The Brooks Foundation Ground	BB12 6LP	Padiham & Hapton	Lowerhouse CC	Lease agreement	Secure
42	The Arbores Memorial Sports Ground - Padiham Sports Club	BB12 8LE	Padiham & Hapton	Padiham CC	Lease agreement	Secure
43	Towneley Park Playing Fields	BB11 3RQ	East Burnley & Cliviger	Burnley District Cricket League	Formal rent agreement	Secure
44	Burnley Cricket Club	BB10 4BN	East Burnley & Cliviger	Burnley CC	Freehold	Secure

Lowerhouse CC has a 25 year lease agreement for its site. The Club lease the site from the Dugdale Family Trust, and in recent years have attempted to purchase the site from the Trust. It currently has ten years left on the lease but continues in its efforts to purchase the site.

Padiham CC reports that it has recently renewed its lease for 50 years from the Council. Whilst Burnley CC has freehold ownership of its site.

## Pitch quality

The quality of cricket pitches has been rated via a combination of site visits (using non-technical assessments<sup>22</sup> as determined by the ECB) and user consultation to reach and apply an agreed rating as follows:

- ◀ Good
- ◀ Standard
- ◀ Poor

The percentage parameters used for the non-technical assessments were as follows; Good (>80%), Standard (50-79%), Poor (<49%).

<sup>22</sup> See Appendix Two for non-technical assessment criteria for cricket squares

## BURNLEY BOROUGH COUNCIL PLAYING PITCH & OUTDOOR SPORTS STRATEGY

Maintaining high pitch quality is the most important aspect of cricket; if the wicket is poor, it can affect the quality of the game and can, in some instances, become dangerous. As an example, if a square is poor quality, a ball can bounce erratically on a wicket and become a danger to nearby players.

All grass cricket squares within Burnley receive a quality rating based on a combination of non-technical assessments and club/league consultation. Of the five squares available for community use, three grass squares are rated as good quality (60%) and two are rated as poor quality (40%) and both at the same site.

*Table 4.4: Quality ratings for grass wicket squares (all pitches)*

Site ID	Site	Post code	Analysis area	Availability for community use?	No. of squares	Square quality
30	Lowerhouse Cricket Club - The Brooks Foundation Ground	BB12 6LP	Padiham & Hapton	Yes	1	Good
42	The Arbories Memorial Sports Ground - Padiham Sports Club	BB12 8LE	Padiham & Hapton	Yes	1	Good
43	Towneley Park Playing Fields	BB11 3RQ	East Burnley & Cliviger	Yes	2	Poor
44	Burnley Cricket Club	BB10 4BN	East Burnley & Cliviger	Yes	1	Good

The two squares at Towneley Park Playing Fields are rated as poor quality as they are not permanently maintained or prepared consistently throughout the cricket season. This is due to them supporting demand from the Burnley District Cricket League which is a low level of competition and can vary on a weekly/seasonal basis. A further issue is that the outfield for both squares is predominantly used for football pitches throughout the winter offering limited time for remedial works.

Although the square at The Arbories Memorial Sports Ground - Padiham Sports Club is of good quality, Padiham CC reports that in recent years the drainage on the site has decreased. It reports that an underground stream has formed running deep underneath the pitch which has caused the drains to become less effective in removing water.

### *Performance Quality Standards*

To obtain a full technical assessment of wickets and pitches, the ECB recommends a Performance Quality Standard (PQS) assessment to determine whether a cricket square meets the Performance Quality Standards which are benchmarked by the Grounds Management Association (GMA). There are three categories of measurement that relate to the overall quality of the square: structural quality, presentational quality and playing quality. Once a square has been assessed it is given a quality rating, as shown below.

*Table 4.5: Performance Quality Standard assessment ratings*

Quality Rating	Details
Premier (High)	Where the surface is intended for Premier League play, with those within the top quartile capable of holding minor county and 1st class one day matches. May include some of the better schools and university pitches.
Club (Standard)	A Club pitch suitable for league, school and junior cricket.



## BURNLEY BOROUGH COUNCIL PLAYING PITCH & OUTDOOR SPORTS STRATEGY

Quality Rating	Details
Basic	An acceptable level suitable for recreational cricket and where the surface is designed and maintained within tight financial limitations such as local authorities.
Unsuitable	This is where the surface is deemed unfit or unsafe for play.

Clubs can contact the ECB to arrange for a Grounds Management Association (GMA) pitch advisor to undertake a Performance Quality Standard assessment. Clubs can choose from three different reports (comprehensive/mini/verbal) that vary in cost. A fully comprehensive report includes soil testing and guidance on machinery and corrective procedures, a mini report includes guidance on machinery and corrective procedures and a verbal report is a spoken version of a mini report.

### **Ancillary facilities**

The extent of ancillary facilities required differs between times of play. For example, senior teams playing at weekends typically need to access clubhouse and kitchen facilities to provide teas, whereas this is often not required for junior and short format senior matches, where the need is more for access to suitable changing and/or toilet facilities.

Quality and access to required match day and preparatory facilities across the Borough is varied, with clubs playing at privately managed or sports club sites generally better served than those playing at community managed provision.

Ancillary facility rating is primarily influenced by the type and quality of amenities which are available on a site, such as a clubhouse, changing rooms, showering provision, car parking, dedicated umpire, spectator facilities and boundary fencing. Provision of high quality ancillary facilities is a key aspect of the ECB 'Inspiring Generations' Strategy, to meet the expectations of the core participation base as well as key growth markets such as women and girls, South Asian and BAME communities and All Stars Cricket and Dynamos Cricket (detailed later in the section).

The audit of ancillary facilities at available grass pitch cricket sites determines that one square (20%) is accompanied by good quality provision, with the remaining four being split with two each accompanied by standard and poor quality facilities (40%).

*Table 4.6: Changing room quality (at sites with used natural turf squares)*

Site ID	Site	Post code	Analysis area	No. of squares	Quality
30	Lowerhouse Cricket Club - The Brooks Foundation Ground	BB12 6LP	Padiham & Hapton	1	Good
42	The Arbories Memorial Sports Ground - Padiham Sports Club	BB12 8LE	Padiham & Hapton	1	Standard
43	Towneley Park Playing Fields	BB11 3RQ	East Burnley & Cliviger	2	Poor
44	Burnley Cricket Club	BB10 4BN	East Burnley & Cliviger	1	Standard

Lowerhouse CC highlights that its current ancillary provision is of good quality. It aspires to expand its current clubhouse which would include a member's section, tearoom and second floor with additional function room, business room and two additional independent changing rooms for juniors and senior players. The Club also aspires to tarmac the driveway in, which it highlights would improve the club's disabled access.



## BURNLEY BOROUGH COUNCIL PLAYING PITCH & OUTDOOR SPORTS STRATEGY

Burnley Cricket Club presently only has a makeshift area designated as an umpire's room; however, Burnley CC aspires to develop a permanent changing room for the umpires. Further to this it plans to create further independent changing rooms for women and girls. The Club also identify that it has limited disabled access to the clubhouse with a need to install a ramp and double doors for better and more inclusive access.

Padiham CC has plans to extend the clubhouse to increase its social space, it reports that will require funding support in order to do this.

### **Training facilities**

Access to cricket nets is important, particularly for pre-season/winter training. Clubs access both indoor and outdoor provision before the season commences. During the cricket season, outdoor training provision supplies the majority of use.

The Arbories Memorial Sports Ground is currently the only club site which does not have fixed net provision. The Club has two mobile nets, these are both used for practice with it utilising both the NTP and grass practise wickets on the square.

*Table 4.7: Summary of current fixed net training facilities*

Site ID	Site	Training facility	Comments
30	Lowerhouse Cricket Club - The Brooks Foundation Ground	6x lane facility	Club also has access to mobile nets to facilitate use of grass practise wickets on the square.
44	Burnley Cricket Club	2x lane facility	Club also has access to mobile nets to facilitate use of grass practise wickets on the square.

Burnley CC highlights that in order to support its training demand it ideally needs an additional two permanent artificial nets. However, the issue at present is there is very little room onsite to do so meaning any additional nets could encroach onto the outfield.

Padiham CC aspires to develop fixed net provision onsite. Although the site is relatively space constrained it believes it has room to develop up to a two lane facility. It suggests that it has issues with funding for the development, whilst has not been able to gain planning permission from the Council.

### **4.3: Demand**

Traditionally, the English cricket season runs between late march and early/mid-September each year. There are three cricket clubs playing in affiliated weekend leagues in Burnley. Most affiliated clubs play in the Lancashire Cricket League, whilst Padiham CC plays in the Ribblesdale Cricket League.

Across the three clubs there are 32 teams which access pitch provision in Burnley, made up of ten senior men's, one senior women's and 21 junior boy's teams.

*Table 4.8: Summary of competitive cricket club demand*

Club name	Analysis area	No. of competitive teams			
		Senior men	Senior women	Junior boys	Junior girls
Burnley CC	East Burnley & Cliviger	3	1	8	-
Lowerhouse CC	Padiham & Hapton	4	-	11	-

## BURNLEY BOROUGH COUNCIL PLAYING PITCH & OUTDOOR SPORTS STRATEGY

Club name	Analysis area	No. of competitive teams			
		Senior men	Senior women	Junior boys	Junior girls
Padiham CC	Padiham & Hapton	3	-	2	-
<b>Total</b>		<b>10</b>	<b>1</b>	<b>21</b>	<b>0</b>

The largest club playing in the Borough is Lowerhouse CC which has a total of 15 teams.

Most teams play in Padiham & Hapton Analysis Area which accommodates 20 teams (63%), followed by the East Burnley & Cliviger Analysis Area with 12 teams (11%) and finally the North Area with three teams (37%). None of the other three analysis areas accommodate any affiliated cricket clubs/teams.

*Table 4.9: Summary of competitive cricket teams by analysis area*

Analysis area	Number of teams				
	Senior men's	Senior women's	Junior boys'	Junior girls'	Total
North Burnley	-	-	-	-	<b>0</b>
Padiham & Hapton	7	-	13	-	<b>20</b>
East Burnley & Cliviger	3	1	8	-	<b>12</b>
South Burnley	-	-	-	-	<b>0</b>
West Burnley	-	-	-	-	<b>0</b>
<b>Total</b>	<b>10</b>	<b>1</b>	<b>21</b>	<b>0</b>	<b>32</b>

In addition to affiliated competitive demand, some clubs operate ECB initiatives such as All Stars cricket, Dynamos cricket and Softball as detailed below.

### *All Stars cricket*

In partnership with the ECB and Chance to Shine cricket clubs in Burnley can register to become an ECB All Stars Cricket Centre. Once registered, a club can deliver the programme which aims to introduce cricket to children aged from five to eight. Subsequently, this may lead to increased interest and demand for junior cricket at clubs. The programme seeks to achieve the following aims:

- ◀ Increase cricket activity for five to eight year olds in the school and club environment
- ◀ Develop consistency of message in both settings to aid transition
- ◀ Improve generic movement skills for children, using cricket as the vehicle
- ◀ Make it easier for new volunteers to support and deliver in the club environment
- ◀ Use fun small sided games to enthuse new children and volunteers to follow and play the game.

### *Dynamos cricket*

A key development area for the ECB in delivering on the outcomes of 'Inspiring Generations' will be the Dynamos programme for 8-11 year olds which originally aimed to launch in 2020. It plans on building on the significant growth of the All Stars Cricket programme for 5-8 year olds and will develop the pathway to retain juniors progressing from All Stars into Dynamos.

Where All Stars seeks to engage children in cricket activity and learning the skills, Dynamos seeks to engage children in learning how to play, introducing a modified soft ball format as competitive progression with a view to eventual transition through to hardball cricket. The programme will be strongly linked to The Hundred.

## BURNLEY BOROUGH COUNCIL PLAYING PITCH & OUTDOOR SPORTS STRATEGY

### *Softball cricket*

Softball is an ECB initiative aimed at women and girls to increase participation in cricket as a sport. The aim of softball cricket sections is enjoyment and participation, without pads, a hardball, a heavy bat and limited rules. Sessions are played on the outfield and follow a festival format with each session running for a maximum of two and half hours, shorter than traditional formats. Burnley CC reports running women's softball cricket.

### *Summary*

It should be noted that All Stars, Dynamos and Softball cricket generally takes place on the cricket outfields rather than the actual squares. Although this does not impact the carrying capacity of the square it does influence the accessibility of the squares as whilst the outfield is in use the main square cannot be used to accommodate fixtures. Therefore, this may limit the potential spare capacity whilst these activities are taking place, generally on midweek evenings or Sunday mornings.

The table below summarises sites and clubs which are involved in All Stars and Dynamos and the participation figures for 2022. With Burnley CC the only club facilitate softball participation.

*Table 4.10: Summary of Burnley All Stars and Dynamos participation*

Site ID	Site	Analysis area	Club/organisation	All Stars	2021 sign ups	Dynamos	2021 sign ups
30	Lowerhouse Cricket Club - The Brooks Foundation Ground	Padiham & Hapton	Lowerhouse CC	✓	53	✓	9
42	The Arbories Memorial Sports Ground - Padiham Sports Club	North Burnley	Padiham CC	✓	12	-	0
44	Burnley Cricket Club	East Burnley & Cliviger	Burnley CC	✓	20	✓	2
<b>Total</b>				<b>All Stars</b>	<b>85</b>	<b>Dynamos</b>	<b>11</b>

### *Burnley District Cricket League*

The Burnley District Cricket League takes place on grass cricket wickets cut and marked on Towneley Park Playing Fields and Bullholme Playing Fields (Pendle Borough Council) on Sunday's afternoons usually between 13:00 and 18:00. The League has not responded to consultation requests, whilst there is no online presence either, however, some information has been provided by the Council.

The Council indicates the majority of players within the League are Burnley based with partial amounts of demand coming from the neighbouring authorities of Pendle and Hyndburn. In the 2022 season it only had five teams and aspires to increase that by a couple within the next few years.

# BURNLEY BOROUGH COUNCIL PLAYING PITCH & OUTDOOR SPORTS STRATEGY

## **Additional users**

In addition to club demand there are a number of representative teams and school teams which access grass square provision across the Borough on an irregular basis. Notably, Lancashire County Cricket Club Age Groups, Lancashire League Team, Healthy Heroes Army Veterans, Unity College and Sir John Thursby Community College.

All the above teams access Burnley Cricket Club throughout the season during the week. Whilst Lancashire County Cricket Club age groups also access Lowerhouse Cricket Club.

The supplementary demand has been factored into the supply and demand analysis below.

## **Exported demand**

Exported demand refers to teams that are currently accessing pitches for home fixtures outside of the Borough, in this case to meet facility needs which are not able to be met due to insufficient quality or access.

There are no recorded teams exporting demand outside of Burnley to play cricket, however, as referenced above there is a partial amount of participation exporting to Wood CC (Burnley) to play in the Manchester T25 and T35 competitions. This demand is likely to remain exported as long as the club aspires to play in the aforementioned shorter format competitions. There is no known aspiration for this to return into the Borough.

## **Latent/unmet demand**

Latent demand is demand which is perceived to exist but is not presently realised, whereas unmet demand is demand which is known to exist but similarly is not able to be realised, in this case due to lack of access to or poor quality of facilities.

There is no recorded unmet demand for cricket in Burnley.

## **Future demand**

Future demand can be defined in two ways, through participation increases and using population forecasts.

### *Population forecasts*

Team generation rates (TGRs) are used below as the basis for calculating the number of teams likely to be generated in the future (2032) based on population growth.

*Table 4.11: Team generation rates based on population growth (2032)*

Age group	Current population within age group	Current no. of teams	Team Generation Rate <sup>23</sup>	Future population within age group	Predicted future number of teams (2032)	Additional teams generated from increased population
Senior Mens (18-55)	20,604	10	1:2060	20,301	9.9	0
Senior Womens (18-55)	20,996	1	1:20996	21,159	1.0	0
Junior Boys (7-18)	7,025	21	1:335	7,374	22.0	1

<sup>23</sup> TGR figures are rounded to the lowest whole number, i.e. the nearest whole team.

## BURNLEY BOROUGH COUNCIL PLAYING PITCH & OUTDOOR SPORTS STRATEGY

---

When team generation rates are applied across Burnley, based exclusively on population change there is a forecasted growth of one team at the junior boys. When applied on an analysis area level, all future demand dissipates across all analysis areas and therefore there is no future demand predicted.

It is likely that increases in participation at other age groups will join part of existing squads at established clubs.

It is important to acknowledge that whilst team generation rates project team growth as a factor of population and existing teams, there are plans and strategies to increase the number of teams at some formats beyond what current trends suggest, due to a desire to change such trends. For example, population growth does not take into consideration the aforementioned ECB initiatives such as All Stars, Dynamos or Softball. These are all likely to contribute to growth above levels shown through team generation rates.

The ECB has a five-year media rights deals, from 2020-2024. The deal includes a continuation of the ECB relationship with Sky Sports, now extending beyond broadcasting as a genuine partnership to secure significant investment and commitment to increase participation and drive engagement. The new deals also include a return to free to air television for live cricket, with the BBC to show coverage of some international and domestic matches. Such context may result in increased future demand.

### *Participation increases*

Of the responding clubs, none indicate aspirations to increase levels of participation through the creation of new teams.

### *Future demand summary*

As neither population growth or participation increases, identifies a full team when broken down by analysis area, the future demand total will be taken as a whole from population growth through to the supply and demand analysis below. Therefore, future demand amounts to six match equivalent sessions per season for junior midweek cricket.

Together, significant investment in participation and increased free to air media coverage could see future demand increase to levels in excess of those anticipated through the PPOSS and the impact should therefore be reviewed over coming years.

### **Peak time demand**

An analysis of match play identifies peak time demand for cricket across three distinct time periods which are Saturdays, Sundays and Midweek (Monday to Friday).

Saturday and Sunday are classified as peak time for senior men's and senior women's cricket across Burnley where at present there is demand for 11 teams.

Midweek is when most junior matches are played, as well as all club training and ECB initiatives All Stars and Dynamos cricket typically take place. In total there are 21 junior teams which have demand for midweek play. All school and representative cricket matches also take place midweek.

## **4.4: Capacity analysis**

Capacity analysis for cricket is measured on a seasonal rather than a weekly basis. This is due to playability (as only one match is generally played per pitch per day at weekends or

## BURNLEY BOROUGH COUNCIL PLAYING PITCH & OUTDOOR SPORTS STRATEGY

weekday evening) and because wickets are rotated throughout the season to reduce wear and tear and to allow for repair.

The capacity of a square to accommodate matches is driven by the number and quality of wickets. This section of the report presents the current pitch stock available for cricket and illustrates the number of competitive matches per season per square. For good quality squares, capacity is considered to be five matches per wicket per season, whilst for a standard quality square, capacity is four matches per wicket per season. For poor quality squares, no capacity is considered to exist as such provision is not safe for play.

The number of matches played by each team has been derived from consultation with the clubs. Where consultation was not possible, the assumption has been made that all senior teams play 12 home matches per year and all junior teams play six matches per year depending on their age and level of competition.

The above is used to allocate capacity ratings as follows:

<b>Potential capacity</b>	Play is below the level the site could sustain
<b>At capacity</b>	Play matches the level the site can sustain
<b>Overplayed</b>	Play exceeds the level the site can sustain

Please note that non-turf wickets have been discounted from the table overleaf. No non-turf wicket squares are recorded as accommodating more than 60 matches per season, therefore, all non-turf wickets are considered to have spare capacity. This translates to actual spare capacity for junior cricket as peak time is midweek, whereby non-turf wickets are more commonly used and matches can be played on a variety of days.

The capacity analysis assumes that all clubs rotate their wickets evenly. However, this may not be the case at all sites, with central wickets potentially used more commonly than outer wickets that are closer to a boundary, especially for senior matches. The idea is to showcase what the capacity is or could be if best practice is followed for the whole square, rather than doing it on a wicket-by-wicket basis.

### ***Spare capacity***

The table below explains the difference between the potential spare capacity referenced in Table 4:13 in the final three columns (Saturday, Sunday and Midweek).

*Table 4.12: Spare capacity examples*

<b>Potential spare capacity in peak period (examples)</b>	<b>Explanation of spare capacity</b>
<b>No</b>	Means the pitch is played to capacity within this peak period and therefore cannot accommodate any further demand.
<b>Yes</b>	Not highlighted, it means there is spare capacity to accommodate further demand within this designated peak period however this is discounted due to the pitch already being in full use at the time, played to capacity or being overplayed so it cannot accommodate any additional demand.
<b>Yes</b>	Highlighted in green, it means there is actual available spare capacity within this peak period which can be utilised.

**BURNLEY BOROUGH COUNCIL  
PLAYING PITCH & OUTDOOR SPORT STRATEGY**

Table 4.13: Capacity of natural turf cricket squares (available for community use)

Site ID	Site name	Post code	Analysis area	Users	Security of tenure	No. of squares	Pitch quality	Types of wickets	No. of grass wickets	Match equivalent sessions per season			Potential spare capacity/availability for Saturday cricket	Potential spare capacity/availability for Sunday cricket	Potential spare capacity/availability for midweek cricket
										Capacity	Current use	Capacity balance			
30	Lowerhouse Cricket Club - The Brooks Foundation Ground	BB12 6LP	Padiham & Hapton	Lowerhouse CC Lancashire CCC	Secure	1	Good	Senior	13	65	68 <sup>24</sup>	3	No	No	No
								Junior	6	30	45 <sup>25</sup>	15	-	-	No
42	The Arbories Memorial Sports Ground - Padiham Sports Club	BB12 8LE	Padiham & Hapton	Padiham CC	Secure	1	Good	Senior	10	50	35 <sup>26</sup>	15	No	Yes	Yes
								Junior/ Training	7	35	29 <sup>27</sup>	6	-	-	Yes
43	Towneley Park Playing Fields	BB11 3RQ	East Burnley & Cliviger	Burnley District Cricket League	Secure	2	Poor	Senior	3	0	3 <sup>28</sup>	3	Yes	Yes	Yes
									2	0	3	3	Yes	Yes	Yes
44	Burnley Cricket Club	BB10 4BN	East Burnley & Cliviger	Burnley CC Lancashire CCC Lancashire League Team Healthy Heroes Unity College Sir John Thursby Community College	Secure	1	Good	Senior	10	50	62 <sup>29</sup>	12	No	No	No
								Junior	6	30	37 <sup>30</sup>	7	-	-	No

<sup>24</sup> 6 MES added for Lancashire Age Group Use

<sup>25</sup> 4 MES added for School Use

<sup>26</sup> 2 MES added for Representative cricket use

<sup>27</sup> 20 MES added for weekly training on grass practice wickets throughout the season.

<sup>28</sup> 3 MES on each square is estimated as exact details are currently unknown. This is based on five teams playing each other two (10 MES) with some demand exported in Pendle. This is then spread evenly across each square.

<sup>29</sup> 8 MES added for Representative cricket (Lancashire League and Lancashire Age Groups/Healthy Heroes)

<sup>30</sup> 5 MES added for School Use



## **BURNLEY BOROUGH COUNCIL PLAYING PITCH & OUTDOOR SPORTS STRATEGY**

---

### ***Saturday cricket spare capacity***

A square is only considered to have actual spare capacity if it is available for further usage. For senior men's cricket, peak time is Saturday as this is when most demand exists. As only one match can be played on each square per day, only two Saturday teams can be assigned to play home matches on one square (based on matches being played on an alternate home and away basis). As such, if a square has two Saturday teams already playing home fixtures on it, no actual spare capacity is perceived to exist for additional senior usage. If one or no teams are playing on a square on a Saturday, and it has overall capacity, actual spare capacity for senior demand is generally identified.

Notwithstanding the above, there may be situations where, although a site is highlighted as potentially able to accommodate some additional play, this should not be recorded as actual spare capacity against the site. For example, a site may be managed to operate slightly below full capacity to ensure that it can cater for a number of regular training sessions, or to protect the quality of the site. As such, no sites that are over, at, or close to capacity are considered to have actual spare capacity (at least 12 match equivalent sessions of spare capacity are required for an additional senior team to be accommodated) and neither are sites with unsecure tenure as future usage cannot be guaranteed.

There is actual spare capacity to accommodate additional match play demand on Saturdays in Burnley as detailed below.

### ***Sunday cricket - spare capacity***

Like Saturday cricket, a square on a Sunday is only considered to have actual spare capacity if it is available for further usage. As only one match can be played on each square per day, only two Sunday teams can be assigned to play home matches on one square (based on matches being played on an alternate home and away basis). As such, if a square has two Sunday teams already playing home fixtures on it, no actual spare capacity is perceived to exist for additional senior usage. If one or no teams are playing on a square on a Sunday, and it has overall capacity, actual spare capacity for senior demand is generally identified.

Access to the square on a Sunday can be influenced by women and girls' softball activity on the outfield, meaning the square cannot be used whilst the outfield is in use.

There is actual spare capacity to accommodate additional match play demand on Sundays in Burnley at The Arbories Memorial Sports Ground - Padiham Sports Club.

### ***Midweek cricket - spare capacity***

For midweek cricket, most squares with spare capacity have actual spare capacity for an increase in demand. This is because usually most of the demand is from junior matches which are generally played during midweek, where matches can be spread across numerous days, meaning capacity is not limited to two teams. Moreover, the presence of junior wickets at certain sites, as well as NTPs, provide further capacity that is generally not available to senior demand.

For a square to have actual spare capacity for junior cricket, it must not be poor quality, have secure tenure, not be overplayed and have at least six match equivalent sessions per season of spare capacity, the average number of home matches an additional junior team would play.



## BURNLEY BOROUGH COUNCIL PLAYING PITCH & OUTDOOR SPORTS STRATEGY

Furthermore, a square is not considered to have capacity for an increase in demand if it is already used by six midweek teams or more, as availability is then assumed to be limited. On average, clubs are able to play junior fixtures on three nights per week, with other nights reserved for other activity such as square remediation/preparation, training activity or All Stars Cricket and Dynamos Cricket Activity.

Junior wickets are generally used by junior teams at U13 and below. Teams at U14 or older are considered to use senior wickets.

Both senior and junior wickets at The Arbories Memorial Sports Ground - Padiham Sports Club have actual spare capacity to accommodate additional use during the week for midweek cricket.

### **Overplay**

There are three sites in Burnley overplayed for senior cricket by a total of 21 match equivalent sessions per season. Of the five analysis areas, there is currently overplay of senior wickets in the Padiham & Hapton Analysis Area and East Burnley & Cliviger Analysis Area, with Burnley Cricket Club the most overplayed square (12 match equivalent sessions per season).

There are two sites in Burnley considered to be overplayed for junior cricket by a total of 22 match equivalent sessions per season. Overplay is mostly in the Padiham & Hapton Analysis Area (15 match equivalent sessions per season), with Lowerhouse Cricket Club – The Brooks Foundation Ground the most overplayed square.

All sites with overplay are good quality and are overplayed due to high levels of use.

*Table 4.14: Summary of overplay*

Site ID	Site name	Analysis area	Number of squares	Overplay (matches per season)
<b>Senior wickets (Saturday/Sunday)</b>				
30	Lowerhouse Cricket Club - The Brooks Foundation Ground	Padiham & Hapton	1	3
43	Towneley Park Playing Fields	East Burnley & Cliviger	2	6
44	Burnley Cricket Club	East Burnley & Cliviger	1	12
<b>Total</b>			<b>4</b>	<b>21</b>
<b>Junior wickets (Midweek)</b>				
30	Lowerhouse Cricket Club - The Brooks Foundation Ground	Padiham & Hapton	1	15
44	Burnley Cricket Club	East Burnley & Cliviger	1	7
<b>Total</b>			<b>2</b>	<b>22</b>

## **4.5: Supply and demand analysis**

### **Saturday cricket - capacity balance**

The following tables look at actual spare capacity against overplay.

Actual spare capacity is converted from squares to match equivalent sessions per season, calculated by using the average number of home matches played per season by senior teams

## BURNLEY BOROUGH COUNCIL PLAYING PITCH & OUTDOOR SPORTS STRATEGY

(10) multiplied by the number of additional teams that can be fielded at peak time (one team per 0.5 squares that are available).

The entirety of spare capacity available at each site is not used as this number of matches may not be able to be accommodated at peak time (the maximum amount of spare capacity that can be accommodated on one square at peak time is 20 match equivalent sessions).

Table 4.15: Capacity balance of grass cricket squares for Saturday cricket

Analysis area	Demand (match sessions per season)				
	Actual spare capacity	Overplay	Current total	Future demand	Future total
North Burnley	-	-	0	-	0
Padiham & Hapton	-	3	3	-	3
East Burnley & Cliviger	-	18	18	-	18
South Burnley	-	-	0	-	0
West Burnley	-	-	0	-	0
<b>Total</b>	<b>0</b>	<b>21</b>	<b>21</b>	<b>0</b>	<b>21</b>

There is a current shortfall of 21 match equivalent sessions per season for senior cricket at a Boroughwide level, with shortfalls at an analysis area level in the Padiham & Hapton and East Burnley & Cliviger analysis areas.

There is no future demand for senior Saturday cricket, therefore, overplay and shortfalls remain the same.

### **Sunday cricket - capacity balance**

Actual spare capacity is converted from squares to match equivalent sessions per season. This is calculated by using the average number of home matches played per season by senior Sunday teams (12) multiplied by the number of additional teams that can be fielded at peak time (one team per 0.5 squares that are available).

The entirety of spare capacity available at each site is not used as this number of matches may not be able to be accommodated at peak time (the maximum amount of spare capacity that can be accommodated on one square on Sunday afternoons is 24 match equivalent sessions).

Table 4.16: Capacity balance of grass cricket squares for Sunday cricket

Analysis area	Demand (match sessions per season)				
	Actual spare capacity	Overplay	Current total	Future demand	Future total
North Burnley	-	-	0	-	0
Padiham & Hapton	12	3	9	-	9
East Burnley & Cliviger	-	18	18	-	18
South Burnley	-	-	0	-	0
West Burnley	-	-	0	-	0
<b>Total</b>	<b>12</b>	<b>21</b>	<b>9</b>	<b>0</b>	<b>9</b>

There is a current shortfall of nine match equivalent sessions per season for senior cricket at a Boroughwide level, with shortfalls at an analysis area level in the East Burnley & Cliviger Analysis Area.

## BURNLEY BOROUGH COUNCIL PLAYING PITCH & OUTDOOR SPORTS STRATEGY

There is no future demand for senior Sunday cricket therefore, overplay and shortfalls remain the same.

### **Midweek cricket (junior) - capacity balance**

Actual spare capacity is converted from squares to match equivalent sessions per season. This is calculated by using the average number of home matches played per season by junior teams (six) multiplied by the number of additional teams that can be fielded at peak time (one team per 0.5 squares that are available).

*Table 4.17: Capacity balance of grass cricket squares for midweek junior cricket (junior wickets)*

Analysis area	Demand (match sessions per season)				
	Actual spare capacity	Overplay	Current total	Future demand	Future total
North Burnley	-	-	0	-	0
Padiham & Hapton	6	15	9	-	9
East Burnley & Cliviger	-	7	7	-	7
South Burnley	-	-	0	-	0
West Burnley	-	-	0	-	0
<b>Total</b>	<b>6</b>	<b>22</b>	<b>16</b>	<b>6</b>	<b>22</b>

There is a current shortfall of 16 match equivalent sessions per season on junior wickets at a Boroughwide level, with shortfalls at an analysis area level in the Padiham & Hapton and East Burnley & Cliviger analysis areas.

When accounting for future demand of one additional junior teams (on the basis that all are younger age groups requiring junior wickets), the shortfall is exacerbated to 22 match equivalent sessions per season Boroughwide, increasing the existing shortfalls. Consequently, both analysis areas where club cricket is played show future capacity shortfalls on natural turf junior wickets.

Some capacity for junior teams aged U14 or older may be accessible on senior wickets at The Arbories Memorial Sports Ground - Padiham Sports Club, however, this would reduce capacity available for the growth of senior cricket at weekends.

### **4.6: Conclusion**

Overall, there is currently insufficient capacity of natural turf cricket squares to meet current or future demand for club cricket at a Boroughwide level. Capacity cannot meet demand for Saturday or Sunday senior cricket or midweek junior cricket.

There is currently no scope for qualitative improvements to be made to natural turf squares at the overplayed sites to therefore there is a need for clubs to make increased use of NTPs to provide additional capacity and to alleviate overplay of natural turf provision. In addition, it should be explored to increase capacity at club sites through the installation of hybrid wickets.

# BURNLEY BOROUGH COUNCIL

## PLAYING PITCH & OUTDOOR SPORTS STRATEGY

---

### Summary – Cricket

- Overall, there is currently insufficient capacity of natural turf cricket squares to meet current or future demand for club cricket at a Borough wide level. Capacity cannot meet demand for Saturday or Sunday senior cricket or midweek junior cricket.

### Supply

- There are five grass wicket squares in Burnley located across four sites all of which are available for community use. There is one double pitch site at Towneley Park Playing Fields.
- It should be noted that historically Shuttleworth College, Sir John Thursby Community College and Unity College have all accommodated grass cricket squares, however, during non-technical site assessments and consultation it was found that these are no longer maintained.
- In Burnley, there is one NTP which accompanies a grass wicket square, as well as three standalone NTPs.
- All clubs in Burnley are considered to have secure tenure at their home venues through either ownership (one club) or long-term leasehold (three years or more remaining, two clubs).
- Of the five squares available for community use, three grass squares are rated as good quality (60%) and two are rated as poor quality (40%).
- The two squares at Towneley Park Playing Fields are rated as poor quality as they are not permanently maintained or prepared consistently throughout the cricket season.
- Burnley CC and Padiham CC aspire to improve their practice facilities.

### Demand

- Across the three clubs there are 32 teams which access pitch provision in Burnley, made up of ten senior men's, one senior women's and 21 junior boys' teams.
- The Burnley District Cricket League takes place on grass cricket wickets cut and marked on Towneley Park Playing Fields.
- There are a number of representative teams and school teams which access grass square provision across the Borough on an irregular basis. Notably, Lancashire County Cricket Club Age Groups, Lancashire League Team, Healthy Heroes Army Veterans, Unity College and Sir John Thursby Community College.
- There are no recorded teams exporting demand outside of Burnley to play cricket, however, as referenced above there is a partial amount of participation exporting to Wood CC (Burnley) to play in the Manchester T25 and T35 competitions. This demand is likely to remain exported as long as the club aspires to play in the aforementioned shorter format competitions.

### Capacity

- There is actual spare capacity to accommodate additional match play demand on Sundays in Burnley at The Arbories Memorial Sports Ground - Padiham Sports Club.
- Both senior and junior wickets at The Arbories Memorial Sports Ground - Padiham Sports Club have actual spare capacity to accommodate additional use during the week for midweek cricket.
- There are three sites in Burnley considered to be overplayed for senior cricket by a total of 21 match equivalent sessions per season.
- There are two sites in Burnley considered to be overplayed for junior cricket by a total of 22 match equivalent sessions per season.

# BURNLEY BOROUGH COUNCIL PLAYING PITCH & OUTDOOR SPORTS STRATEGY

## PART 5: RUGBY UNION

### 5.1: Introduction

The Rugby Football Union (RFU) is the national governing body for rugby union. It is split into four areas across the Country with a workforce team that covers development, coaching, governance and competitions. A full-time development team is responsible for Burnley (as part of the wider region) and works with all clubs to maximise their potential. This work involves developing club structures, working towards the RFU accreditation and the development of school-club structures.

Locally, rugby union clubs affiliate to the Lancashire RFU which administers local competitions. The rugby union playing season operates from September to May.

#### **Consultation**

There are no RFU affiliated community clubs playing in the Borough. However, Burnley RUFC are located on the border in the neighbouring authority of Pendle. Burnley RUFC was consulted with to inform of any demand with Burnley as part of the study as it is likely members of the Club travel from within the Burnley authority.

*Table 5.1: Summary of rugby union consultation*

Affiliated club name	Response received
Burnley RUFC	Yes

#### **Rugby union definitions**

Rugby union in England (as specified by the RFU) is played in the following formats and as such these references are used throughout this section to refer to supply (pitch types) and demand (team types).

*Table 5.2: Rugby union age group and pitch format definitions*

Team reference	Age group	Team type	Pitch type
Senior men	18+	Senior	Senior
Senior women	18+	Senior	Senior
Colts	17-18 years old	Under 18	Senior
Junior boys	13-16 years old	Under 14 - Under 16	Junior
Junior girls	13-16 years old	Under 14 - Under 16	Junior
Mini rugby mixed	6-12 years old	Under 7 - Under 13	Mini

### 5.2: Supply

In total, there are three grass rugby union pitches in Burnley across two sites. There is one senior pitch, two junior size pitches.

There is just one senior pitch identified as being available for community rugby union activity, which is located outside of a club setting at Prairie Sports Village. The junior pitches are unavailable for community use located at the educational site Unity College.

# BURNLEY BOROUGH COUNCIL PLAYING PITCH & OUTDOOR SPORTS STRATEGY

Table 5.3: Summary of grass rugby union pitch supply

Site ID	Site name	Post code	Analysis area	Available for community use?	Number of pitches	Pitch type
33	Prairie Sports Village	BB10 2FU	North Burnley	Yes	1	Senior
45	Unity College	BB11 3DF	East Burnley & Cliviger	No	2	Junior

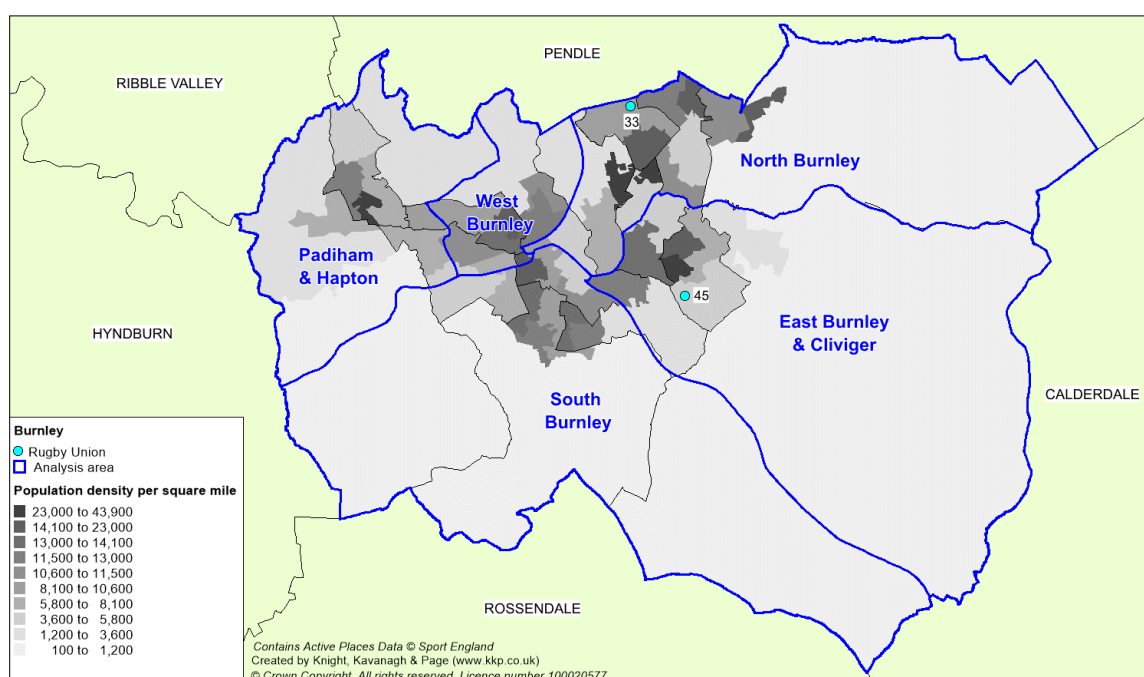
Mini rugby typically takes place using areas of senior pitches, either for matches or training on Sunday mornings subject to fixtures.

The audit only identifies dedicated, line marked pitches. For rugby union pitch dimension sizes please see the table below.

Table 5.4: Rugby union pitch dimensions

Team type (ages)	Team reference	Maximum pitch dimensions (metres) <sup>31</sup>
Under 8	Mini	45 x 22
Under 9	Mini	60 x 30
Under 10	Mini	60 x 35
Under 11	Mini	60 x 43
Under 12	Mini	60 x 43
Under 13	Junior	90 x 60 (60 x 43 for girls)
Under 14-16	Junior	100 x 70 <sup>32</sup>
Under 17+	Senior	100 x 70

Figure 5.1: Location of grass rugby union pitches across Burnley



<sup>31</sup> Recommended run off area for all pitch types requires five metres each way and a minimum in-goal length of six metres.

<sup>32</sup> Minimum dimensions of 94 x 68 metres are acceptable.

# BURNLEY BOROUGH COUNCIL PLAYING PITCH & OUTDOOR SPORTS STRATEGY

## **Management and security of tenure**

Clubs are generally considered to have secure tenure where they have freehold, leasehold or formally secured use of their site/s (for example, through a community use agreement) for the next three or more years.

At present, Burnley Leisure manage the only rugby provision in the Borough at Prairie Sports Village. There is known use of the senior rugby union pitch and also the WR compliant 3G pitch at the site by Burnley Rugby Club, however, this is on a rental basis. Burnley Rugby Club was a partner club in the development of the pitch in 2020 and therefore considered to have secure tenure on the site.

## **Pitch quality**

The quality of rugby pitches across Burnley have been assessed via a combination of site visits (using non-technical assessments as determined by RFU<sup>33</sup>) and user consultation to reach and apply an agreed rating as follows:

- ◀ Good
- ◀ Standard
- ◀ Poor

The methodology for assessing rugby pitch quality looks at two key elements: the maintenance programme and the level of drainage on each pitch. An overall quality based on both drainage and maintenance can then be generated. The agreed rating for each pitch type also represents actions required to improve pitch quality.

A breakdown of actions required based on the ratings can be seen below:

*Table 5.5: Definition of maintenance categories*

Category	Definition
M0	Action is significant improvements to maintenance programme
M1	Action is minor improvements to maintenance programme
M2	Action is no improvements to maintenance programme

*Table 5.6: Definition of drainage categories*

Category	Definition
D0	Action is pipe drainage system is needed on pitch
D1	Action is pipe drainage is needed on pitch
D2	Action is slit drainage is needed on pitch
D3	No action is needed on pitch drainage

*Table 5.7: Quality rating matrix*

		Maintenance		
		Poor (M0)	Adequate (M1)	Good (M2)
Drainage	Natural Inadequate (D0)	Poor	Poor	Standard
	Natural Adequate (D1)	Poor	Standard	Good
	Pipe Drained (D2)	Standard	Standard	Good
	Pipe and Slit Drained (D3)	Standard	Good	Good

<sup>33</sup> See Appendix 3 for the non-technical assessment for rugby pitches



# BURNLEY BOROUGH COUNCIL PLAYING PITCH & OUTDOOR SPORTS STRATEGY

The figures are based upon a pipe drained system at 5m centres that has been installed in the last eight years and a slit drained system at 1m centres that has been installed in the last five years.

Table 5.8: Summary of grass rugby union pitch quality (community accessible pitches only)

Site ID	Site name	Analysis area	Number of pitches /type	Sports lighting	Non-technical assessment rating	Quality rating
33	Prairie Sports Village	North Burnley	1x Senior	No	M1 / D1	Standard
45	Unity College	East Burnley & Cliviger	2 x Junior	No	M1 / D0	Poor

The one community available pitch in the Borough is assessed as standard quality, whereas the pitches not available for community use are rated as poor quality.

### Ancillary facilities

Ancillary facilities refer to the type of amenities which are available on a site accompanied by their quality, such as a clubhouse, changing rooms, showering provision, car parking, dedicated official and spectator facilities and boundary fencing.

The quality of ancillary facilities (changing pavilions and accompanying car parking) across the Burnley has been assessed via a combination of site visits and user consultation to reach and apply an agreed rating as follows:

- ◀ Good
- ◀ Standard
- ◀ Poor

The ancillary facilities as a whole at Prairie Sports Village are considered to be of good quality. In 2021, the site saw an £80,000 upgrade of its hospitality offer and ancillary facilities, in line with the development of the new 3G pitch onsite.

### 5.3: Demand

There are no affiliated community rugby union clubs based within the Borough. Although Burnley Rugby Club lies just beyond the boundary, based within Pendle Borough Council. The Club currently has two senior men's, one senior women's and a full mini (six teams) and junior compliment including three dedicate girls' teams and a senior and junior colts.

Most of this competitive demand is located at the Club's main site, however, when required it accesses the senior grass rugby union pitch at Prairie Sports Village. This is often when there is fixture congestion or if there is a requirement to protect pitch quality at Burnley Rugby Club. This demand is classified as imported into the Authority.

Similarly, the Club also imports training demand during the winter onto the WR compliant 3G pitch at Prairie Sports Village. The Club uses the pitch on Tuesday (19:00 – 20:00) and Wednesday evenings (18:00 – 21:00).

It should be noted that technically Burnley RFC imports demand into the Borough based on its home site within Pendle, however, it should be noted that a substantial percentage of players actually come from within Burnley. This means there are levels of exported rugby union demand from the Authority which is likely to remain the same for the foreseeable future.



## **BURNLEY BOROUGH COUNCIL PLAYING PITCH & OUTDOOR SPORTS STRATEGY**

---

There are no known unmet or future levels of demand from the club that require to take into consideration for this report.

### ***Education***

Rugby union is traditionally a popular sport within independent schools, however, the RFU is also active in developing rugby union in local state schools through the All Schools Programme. This aims to increase the number of secondary state schools playing rugby union, with such schools linking to a local club team.

### ***Touch rugby***

To actively encourage participation in rugby union clubs may provide alternative offers to traditional club competition. Touch rugby is one possible format which clubs can use; touch rugby is non-contact rugby sessions, during which participants compete in teams to score tries, following similar laws to traditional rugby union formats. Clubs, schools or community organisation can establish their own touch rugby sessions or can become hosts of Touch Union rugby sessions.

Touch Union sessions are 90 minutes long and combine music, fitness and rugby skills. Sessions are of mixed gender, ability and age and are based on touch rugby being a social activity. There are currently no Touch Union Sessions within Burnley.

### ***Walking rugby***

Walking rugby is a slower game of touch rugby that is accessible for disability groups and older participants, generally aged 55 years and above. The game is less physical than traditional rugby, but the general aim remains the same, with passing and scoring laws applying; and tackling involves a two-handed touch to the waist or below. Sessions for over 55's are an opportunity for participants to become physically active and for others to re-engage with rugby at a less strenuous pace.

There are no walking rugby sessions within Burnley.

## **5.4: Capacity analysis**

The capacity for pitches to regularly accommodate competitive play, training and other activity over a season is most often determined by quality. As a minimum, the quality and therefore the capacity of a pitch affects the playing experience and people's enjoyment of playing rugby. In extreme circumstances, it can result in the inability of a pitch to cater for all or certain types of play during peak and off-peak times.

To enable an accurate supply and demand assessment of rugby pitches, the following assumptions are applied to site by site analysis:

- ◀ All sites that are used for competitive rugby matches (regardless of whether this is secured community use) are included on the supply side
- ◀ Use of school pitches by schools increases demand by one match equivalent session, unless school activity levels are known
- ◀ All competitive play is on senior sized pitches (except for where mini pitches are provided).
- ◀ From Under 13 upwards, teams play 15 v15 and use a full pitch
- ◀ Mini teams (Under 6-Under 12) play on half of a senior pitch i.e. two teams per senior pitch or a dedicated mini pitch

## BURNLEY BOROUGH COUNCIL PLAYING PITCH & OUTDOOR SPORTS STRATEGY

- ◀ For senior and youth teams the current level of play per week is set at 0.5 for each match played based on all teams operating on a traditional home and away basis (assumes half of matches will be played away)
- ◀ For mini teams playing on a senior pitch, play per week is set at 0.25 for each match played based on all teams operating on a traditional home and away basis and playing across half of one senior pitch
- ◀ Senior men's rugby generally takes place on Saturday afternoons
- ◀ Senior women's rugby generally takes place on Sunday afternoons
- ◀ Junior rugby generally takes place on Sunday mornings
- ◀ Mini rugby generally takes place on Sunday mornings
- ◀ Training that takes place on club pitches is reflected by the addition of match equivalent sessions per week to current usage levels

As a guide, the RFU has set a standard number of matches that each pitch should be able to accommodate, set out below.

*Table 5.9: Summary of rugby pitch carrying capacity*

Drainage score	Match equivalent sessions per week		
	Maintenance score		
	M0 - Poor	M1 - Adequate	M2 - Good
D0 - Natural Inadequate	0.5	1.5	2
D1 - Natural Adequate or Pipe Drained	1.5	2	3
D2 - Pipe Drained	1.75	2.5	3.25
D3 - Pipe and Slit Drained	2	3	3.5

Carrying capacity is based upon a basic assessment of the drainage system and maintenance programme ascertained through a combination of the quality assessment and consultation. This guide, however, is only a very general measure of potential pitch capacity. It does not account for specific circumstances at time of use and it assumes average rainfall and an appropriate end of season rest and renovation programme.

*Table 5.10: Key to capacity balance*

Capacity balance in peak period (examples)	Explanation of capacity balance
1	Highlighted in green with a number denotes that the pitches have potential spare capacity.
0	Highlighted in orange with a zero, this indicates the pitch is played to capacity over the course of the week.
1	Highlighted in red with a number denotes that the pitches are overplayed and have no spare capacity across the week. This includes at peak time, despite any availability at peak time which may exist.

### **Peak times for pitch use**

To fully establish actual spare capacity, the peak period needs to be established. Peak time for men's rugby union matches is Saturday afternoons. Peak time for mini and junior activity is Sunday mornings. Peak time for women's rugby union matches is Sunday afternoons.

As there is no regular rugby union demand in Burnley the aforementioned peak times will be used to determine actual spare capacity.

Table 5.11: Capacity analysis of grass rugby union pitches in the Burnley

Site ID	Site name	Post code	Analysis area	Com use?	Number of pitches	Pitch type	Sports lighting?	Non-technical assessment score	Quality rating	Pitch Capacity (sessions per week)	Competitive demand (per week) <sup>34</sup>	Training sessions (per week) <sup>35</sup>	Capacity rating	Actual spare capacity	Comments
33	Prairie Sports Village	BB10 2FU	North Burnley	Yes	1	Senior	No	M1 / D1	Standard	2	-	-	2	1	Actual spare capacity at peak time.
45	Unity College	BB11 3DF	East Burnley & Cliviger	No	2	Junior	No	M1 / D0	Poor	3	-	-	3	2	Pitches are not available for community use.

<sup>34</sup> Match equivalent sessions  
<sup>35</sup> Match equivalent sessions

# BURNLEY BOROUGH COUNCIL PLAYING PITCH & OUTDOOR SPORTS STRATEGY

## **Actual spare capacity**

The next step is to ascertain whether or not any identified ‘potential capacity’ can be deemed ‘actual capacity’. There may be situations where, although a site is highlighted as potentially able to accommodate some additional play, this should not be recorded as spare capacity against the site. For example, a site may be managed to regularly operate slightly below full capacity to ensure that it can cater for a number of regular friendly matches and activities that take place but are difficult to quantify on a weekly basis.

In Burnley the only pitch to have spare capacity is the senior rugby union pitch at Prairie Sports Village. This pitch is considered to have one match equivalent session of spare capacity. The ad hoc usage by Burnley RFC is not a regular occurrence meaning the pitch is more often than not readily available to accommodate additional demand.

## **Overplay**

Due to the lack of community rugby union demand within Burnley there is considered to be no overplayed provision within the Authority.

## **5.5: Supply and demand analysis**

Having considered supply and demand, the table below identifies the overall spare capacity in each of the analysis areas for senior rugby union pitches based on match equivalent sessions per week.

*Table 5.12: Summary of supply and demand balance on senior rugby union pitches*

Analysis area	Actual spare capacity <sup>36</sup>	Demand (match equivalent sessions)			
		Overplay	Current total	Future demand <sup>37</sup>	Future total
North Burnley	1	-	1	-	1
Padiham & Hapton	-	-		-	
East Burnley & Cliviger	-	-		-	
South Burnley	-	-		-	
West Burnley	-	-		-	
<b>Total</b>	<b>1</b>	-	<b>1</b>	-	<b>1</b>

Overall, there is currently a marginal level of spare capacity amounting to one match equivalent sessions per week on senior rugby union pitches to meet current demand. This remains the same when considering future demand.

## **5.6: Conclusion**

In conclusion, there is sufficient capacity for rugby union pitches to meet current and anticipated future demand. Despite there being minimal spare capacity it should be noted that the pitch at Prairie Sports Village should remain in situ in order to accommodate the infrequent imported demand from Burnley RFC. The Club should also remain to have access to the WR compliant 3G pitch on the same site in order to minimise levels of training demand at its own site in the neighbouring authority of Pendle.

<sup>36</sup> In match equivalent sessions per week

<sup>37</sup> Anticipated future junior demand is represented as 0.5 MES on a senior pitch whereas anticipated mini future demand is represented as 0.25 MES on a senior pitch.

## BURNLEY BOROUGH COUNCIL PLAYING PITCH & OUTDOOR SPORTS STRATEGY

---

### Summary – rugby union

- ◀ There is sufficient capacity for rugby union pitches to meet current and anticipated future demand.
- ◀ Despite there being spare capacity it should be noted that the pitch at Prairie Sports Village should remain in situ in order to accommodate the infrequent imported demand from Burnley RFC.

### Supply

- ◀ In total, there are three grass rugby union pitches in Burnley across two sites. There is one senior pitch, two junior size pitches.
- ◀ There is just one senior pitch identified as being available for community rugby union activity, which is located outside of a club setting at Prairie Sports Village. The junior pitches are unavailable for community use located at the educational site Unity College.
- ◀ At present, Burnley Leisure manage the only community available rugby provision in the Borough at Prairie Sports Village.

### Quality

- ◀ The one community available pitch in the Borough is assessed as standard quality (M1/D1), whereas the pitches not available for community use are rated as poor quality (M1/D0).

### Demand

- ◀ There are no affiliated community rugby union clubs based within the Borough. Although Burnley Rugby Club lies just beyond the border, based within Pendle Borough Council.
- ◀ The majority of this competitive demand is located at the Clubs main site, however, when required it accesses the senior grass rugby union pitch at Prairie Sports Village. This is often when there is fixture congestion or if there is a requirement to protect pitch quality at Burnley Rugby Club. This demand is classified as imported into the Authority.
- ◀ Similarly, the Club also imports training demand during the winter onto the WR compliant 3G pitch at Prairie Sports Village.

### Capacity

- ◀ In Burnley the only pitch to have spare capacity is the senior rugby union pitch at Prairie Sports Village. This pitch is considered to have one match equivalent session of spare capacity. The ad hoc usage by Burnley RFC is not a regular occurrence meaning the pitch is more often than not readily available to accommodate additional demand.
- ◀ Due to the lack of community rugby union demand within Burnley there is considered to be no overplayed provision within the Authority.

# BURNLEY BOROUGH COUNCIL PLAYING PITCH & OUTDOOR SPORTS STRATEGY

## PART 6: ARTIFICIAL GRASS PITCHES FOR HOCKEY

### 6.1: Introduction

Hockey in England is governed by England Hockey (EH). Following a 2017 resolution, England Hockey has undertaken a review of the way the sport is structured locally. In September 2020, the membership of England Hockey took the decision to support the proposed structural changes set out in A Structure Fit for the Future<sup>38</sup>, which proposes a new structure of eight areas (increased from five) to divide the balance of clubs and players more equally in England. Hockey in Burnley is administered regionally by the Midlands Hockey Association and locally by Derbyshire Hockey.

Competitive league hockey matches and training can only be played on artificial grass pitches (AGPs). Although competitive, adult and junior club training cannot take place on third generation artificial grass pitches, some may be suitable for introductory level hockey, such as school curriculum low level hockey. EH's Artificial Grass Playing Surface Policy details suitability of surface type for varying levels of hockey, as shown below.

A typical artificial grass pitches pitch is constructed from a free draining, frost-free sub-base, one or two tarmac layers, a 15mm shock pad and an artificial grass carpet, either sand filled, sand dressed or water based<sup>39</sup>. Below is a brief summary of each type.

#### *Sand filled artificial grass*

On sand filled artificial grass the artificial grass fibres are infilled with sand. This is a low density durable carpet with sand infill to just below the pile for stability, these pitches are recommended for lower league hockey and more of a multi sports use rather than higher competitive hockey use.

#### *Sand dressed artificial grass*

The fibres on sand dressed artificial grass are much denser and therefore requires less sand to support the pile of the carpet and create stability. It is the most commonly used surface for hockey up to and including at a National level.

#### *Water-based artificial grass*

A very high-density carpet with no sand infill which requires irrigation via a sprinkler system to maintain a layer of water on the pitch. The water provides low slide resistance and reduces the risk of abrasions caused by coarse sand.

Table 6.1: England Hockey guidelines on artificial surface types suitable for hockey

Category	Surface	Playing Level	Playing Level
England Hockey Category 1	Water surface approved within the FIH Global/National Parameters	<b>Essential</b> International Hockey - Training and matches	<b>Desirable</b> Domestic National Premier competition Higher levels of EH Player Pathway Performance Centres and upwards

<sup>38</sup> <https://www.englishockey.co.uk/governance/about-england-hockey/agm-resolution/governance-review>

<sup>39</sup> For more detail, please refer to: [EH artificial pitch guidance.pdf](#)

# BURNLEY BOROUGH COUNCIL PLAYING PITCH & OUTDOOR SPORTS STRATEGY

Category	Surface	Playing Level	Playing Level
England Hockey Category 2	Sand dressed surfaces within the FIH National Parameter	<b>Essential</b> Domestic National Premier competition Higher levels of player pathway: Academy Centres and Upwards	<b>Desirable</b> All adult and junior League Hockey Intermediate or advanced School Hockey EH competitions for clubs and schools (excluding domestic national league)
England Hockey Category 3	Sand based surfaces within the FIH National Parameter	<b>Essential</b> All adult and junior club training and league Hockey EH competitions for clubs and schools Intermediate or advanced schools hockey	<b>Desirable</b>
England Hockey Category 4	All 3G surfaces	<b>Essential</b> None	<b>Desirable</b> Lower level hockey (Introductory level) when no category 1-3 surface is available.

In addition to the above pitch types England Hockey reports it is currently trialling a different multi sport surface in order to better accommodate lower levels of hockey demand and other sports such as netball and tennis. The surface type known as Gen 2<sup>40</sup> is a versatile surface that will ensure sports do not need to compromise on the playing experience. It will be a sand dressed synthetic turf with a compatible shock pad. The concept is designed to provide facilities, including schools, with a dynamic surface which reduces the amount of space required and utilised provision to full potential.

For senior teams, a full size pitch for competitive matches must measure at least 91.4 x 55 metres excluding surrounding run off areas which must be a minimum of two metres at the sides & three metres at the ends. England Hockey preference is for four metre side and five metre end run offs, with a preferred overall area of 101.4 x 63 metres though a minimum overall area of 97.4 x 59 metres is accepted.

## **Consultation**

Consultation was undertaken with England Hockey to inform this section of the report. As there are no dedicated hockey teams/ clubs within Burnley it was decided via the steering group to carry out consultation with nearest hockey club in locality to understand its requirements. The closest hockey club in the locality of Burnley is Pendle Forest HC (Pendle Borough Council).

## **6.2: Supply**

There are four full size sand based AGPs across three sites in Burnley, all of which, have sports lighting. Exactly half of the provision (two pitches) is in the North Burnley Analysis Area with one pitch each in the East Burnley & Cliviger and South Burnley analysis areas. It should be noted that the pitch at Thomas Whitham Burnley Campus, for the purposes of this report, is considered full size despite being marginally too small to accommodate competitive hockey demand.

<sup>40</sup> <http://www.englishockey.co.uk/page.asp?section=2596&sectionTitle=Gen+2+Playing+Surface>



## BURNLEY BOROUGH COUNCIL PLAYING PITCH & OUTDOOR SPORTS STRATEGY

Burnley is not serviced by any small size hockey suitable AGPs, with the one located at Burnley College having recently (2020/21) been built upon to provide additional teaching capacity.

The Padiham & Hapton and West Burnley analysis areas are not serviced by any hockey suitable provision, neither full or small size.

*Table 6.2: Summary of hockey suitable AGPs in Burnley*

Site ID	Site name	Post code	Number of pitches	Analysis area	Surface type	Pitch size (metres)	Available for community use?	Sports lighting
7	Blessed Trinity Roman Catholic College (Spirit of Sport)	BB10 3AA	1	East Burnley & Cliviger	Sand Filled	95x60	Yes	Yes
11	Thomas Whitham Burnley Campus	BB10 1JD	1	North Burnley	Sand Filled	88x52	Yes	Yes
24	Hameldon Community College	BB11 5BT	1	South Burnley	Sand Filled	100x60	No	Yes
36	Sir John Thursby Community College	BB10 2AT	1	North Burnley	Sand Filled	100x60	No	Yes

It should be noted that the pitch at Thomas Whitham Burnley Campus, although classified as full size for the purposes of this report, is actually just below the minimum dimensions of 91.4 x 55 metres. This means that it is not suitable for competitive hockey.

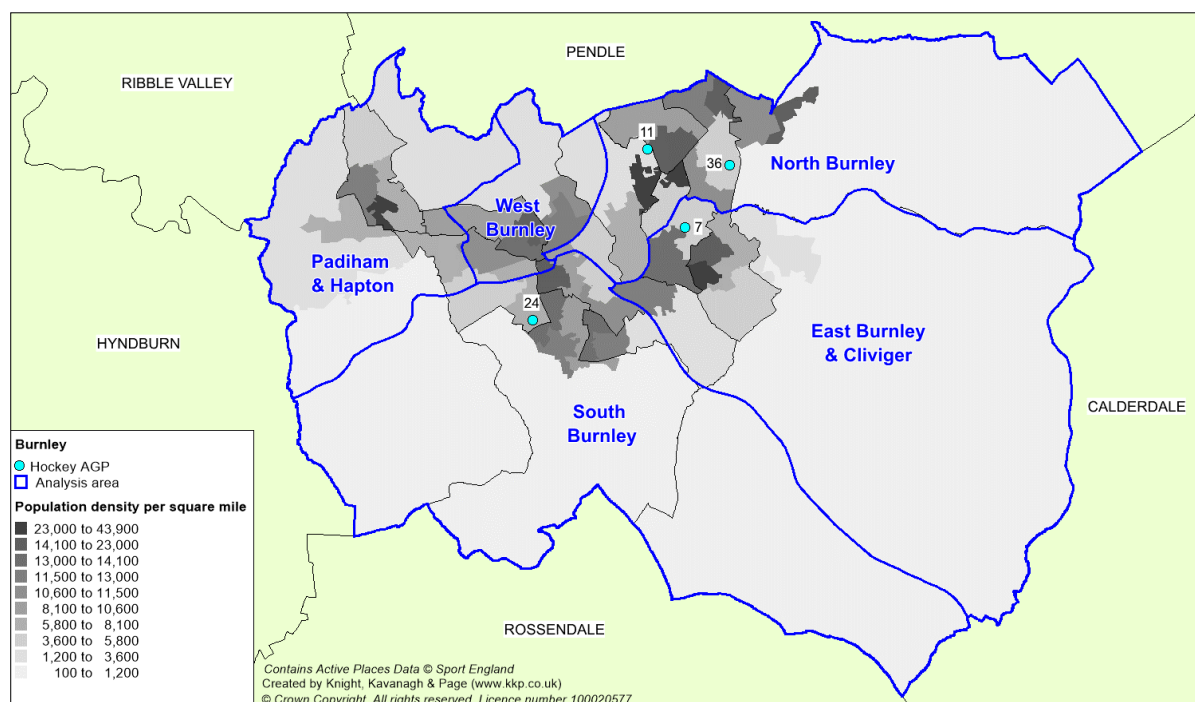
Since the previous Playing Pitch Strategy, it should be noted that the full size hockey suitable AGPs at Shuttleworth College (Padiham & Hapton Analysis Area) and Unity College (East Burnley & Cliviger) have been converted into 3G surfaces.

For a key to sites in Figure 6.1, please refer to Table 6.2.



# BURNLEY BOROUGH COUNCIL PLAYING PITCH & OUTDOOR SPORTS STRATEGY

Figure 6.1: Location of AGPs in Burnley



## Future supply

There are no known plans for development of AGPs in the Borough.

## Quality

Taking the above into account, the quality of hockey suitable artificial grass pitches has been assessed via a combination of site visits (using non-technical assessments as determined by EH<sup>41</sup>) and user consultation to reach and apply an agreed rating as follows:

- ◀ Good
- ◀ Standard
- ◀ Poor

The percentage parameters used for the non-technical assessments were as follows; Good (>80%), Standard (60-79%), Poor (<60%). The quality ratings assigned to the sites also consider the user quality ratings gathered from consultation.

In addition, depending on use, it is considered that the carpet of an artificial grass pitch usually lasts for approximately ten years, and it is the age of the surface, combined with maintenance levels, which most commonly affects quality.

Table 6.3: Summary of full size AGP quality

Site ID	Site name	Number of pitches	Surface type	Year built (refurbished)	Pitch quality
7	Blessed Trinity Roman Catholic College	1	Sand Filled	2006	Poor
11	Thomas Whitham Burnley Campus	1	Sand Filled	2009	Poor

<sup>41</sup> See Appendix 3 for the non-technical assessment for artificial grass pitches

## BURNLEY BOROUGH COUNCIL PLAYING PITCH & OUTDOOR SPORTS STRATEGY

Site ID	Site name	Number of pitches	Surface type	Year built (refurbished)	Pitch quality
24	Hameldon Community College	1	Sand Filled	2011	Poor
36	Sir John Thursby Community College	1	Sand Filled	2009	Poor

All full size hockey suitable AGPs in Burnley are poor quality with each pitch receiving minimal levels of detailed maintenance in addition to being over their aforementioned recommended life span.

### ***Management and security of tenure***

Pitches at Blessed Trinity Roman Catholic College and Sir John Thursby Community College are managed internally by the respective schools.

The full size sports lit hockey suitable AGP at Hameldon Community College is not available for community use as the site is now closed. The College most recently (2021/22) has been used as a campus for Rhyddings Business and Enterprise School, however, it has now returned back to the management of Engie under the original private finance initiative (PFI) from the College's rebuild in 2010. Recent developments indicate Broadfield Specialist School, from the neighbouring authority of Hyndburn, will be relocating to the site for the start of the new School term in 2022. Anecdotal evidence the School will allow community use of its facilities once in situ.

Management of the sporting provision at Thomas Whitham Burnley Campus has recently changed to Lancashire County Council following the folding of the previous Community Hub on the site. The County Council, for the time being, are allowing all historical users of hockey suitable AGP to remain utilising the provision until a detailed business/management model can be agreed upon. Preliminary conversations have taken place regarding Burnley Leisure taking on the operation of the sporting provision; however, it should be noted that these are tentative discussions with no real details to be spoken about to date.

All pitches are considered to have unsecure tenure due to their issues surrounding management.

### ***Ancillary provision***

The ancillary facilities at each site are considered to be either standard or good quality with no specific issue raised through consultation.

### **6.3: Demand**

As discussed, there are no community hockey clubs based in Burnley. The nearest club to the Borough is Pendle Forest HC based in the neighbouring authority of Pendle.

#### ***Pendle Forest HC***

The Club fields three senior women's teams and a dedicated junior section. It plays competitive fixtures and trains at Pendle Vale College. It reports of occasional issues of accessing provision at the College particularly on a Sunday if fixtures need to be rearranged. It does not have a formal agreement with the College and therefore is considered to have unsecure tenure.

## **BURNLEY BOROUGH COUNCIL PLAYING PITCH & OUTDOOR SPORTS STRATEGY**

---

It has not used any provision within Burnley; however, it indicates if tenure could be secured at a site within the Borough, in addition to the facilities being of suitable quality, it would be open to exploring potentially relocating.

### ***Imported demand***

Imported demand refers to any demand from neighbouring local authorities that accesses facilities within the Burnley study area due to a lack of available facilities in other local authorities where such team or club is based. There is no known imported hockey demand in the Authority.

### ***Exported demand***

Exported demand refers to teams that are currently accessing pitches for home fixtures outside of Burnley despite being registered to the Borough.

Similar to rugby union, there are no dedicated teams which exported demand, however, it's likely that a level of participation for hockey travels outside of Burnley in order to play for Pendle Forest HC.

### ***Pitch usage***

As there are no hockey clubs playing in Burnley, it must be noted that community demand is almost exclusively football related, although there is a prominent netball club/league also using the provision at Thomas Whitham Burnley Campus. More details surrounding this netball demand will be included in a later draft of the report with this section updated as required.

For football demand it is most common during midweek for training activity, although some spare capacity remains which is not the case on the majority of the 3G pitches in the Borough. At weekends, very little capacity is taken up.

Although 3G is the preferred surface for football training, it is important to consider football use of sand-based AGPs as such usage is required to ensure that the provision remains sustainable in the long-term. Whilst the transfer of demand to 3G provision would be beneficial to the users and to the FA, it could impact on the viability of the sand-based stock.

## **6.4: Supply and demand analysis**

As none of the hockey suitable AGPs in Burnley accommodate hockey usage it is evident that there is an oversupply of hockey suitable provision for community use (although that's not to say each pitch is not needed, as each may serve a dedicated role to deliver curricular education). Further to this, both available full size AGPs are presently underutilised by community football clubs preferring to use 3G pitches, although some football usage is recorded particularly during midweek for training.

Given the above, it is evident that there is not currently a requirement for hockey suitable AGPs in Burnley on a community sport level. However, it is also clear that quality is affecting their use and therefore it is highly likely that if quality was improved, so too would usage (although not necessarily for hockey).

Specific scenarios will be run in the proceeding Strategy & Action Plan to determine if there is a need to protect some level of provision in the Borough for school and future hockey needs.

## BURNLEY BOROUGH COUNCIL PLAYING PITCH & OUTDOOR SPORTS STRATEGY

---

### **Summary - Artificial grass pitches**

- ◀ **It is evident that there is not currently a requirement for hockey suitable AGPs in Burnley on a community sport level. However, it is also clear that quality is affecting their use and therefore it is highly likely that if quality was improved, so to would usage (although not necessarily for hockey).**

### **Supply**

- ◀ There are four full size sand based AGPs across three sites in Burnley, all of which, have sports lighting.
- ◀ Since the previous Playing Pitch Strategy the full size hockey suitable AGPs at Shuttleworth College (Padiham & Hapton Analysis Area) and Unity College (East Burnley & Cliviger) have been converted to 3G surfaces.
- ◀ All pitches are considered to have unsecure tenure due to their issues surrounding management.

### **Quality**

- ◀ All full size hockey suitable AGPs in Burnley are poor quality with each pitch receiving minimal levels of maintenance in addition to being over their recommended life span (10 years).

### **Demand**

- ◀ There are no community hockey clubs based in Burnley. The nearest club is Pendle Forest HC which is based in the neighbouring authority of Pendle.

### **Capacity**

- ◀ As there are no hockey clubs playing in Burnley, community demand is almost exclusively football related, although there is a prominent netball club/league also using the provision at Thomas Whitham Burnley Campus.

# BURNLEY BOROUGH COUNCIL PLAYING PITCH & OUTDOOR SPORTS STRATEGY

## PART 7: TENNIS COURTS

### 7.1 Introduction

The Lawn Tennis Association (LTA) is the organisation responsible for the governance of tennis and administers the sport locally across Burnley. It has recently restructured its strategic approach to target several national focus areas, with a priority on developing the sport at park sites.

#### **Consultation**

Consultation was undertaken with the LTA, whilst the one affiliated club (Burnley LTC) was consulted with via survey. Burnley LTC responded to consultation requests, representing a 100% club response rate.

*Table 7.1: Summary of consultation response*

Club name	Response received
Burnley LTC	Yes

### 7.2 Supply

There is a total of 35 tennis courts identified in Burnley across ten sites. Of these courts, 19 are identified as being available for community use, whilst 16 are identified as being unavailable.

*Table 7.2: Summary of the number of outdoor courts by analysis area*

Analysis area	Number of courts available for community use	Number of courts unavailable for community use	Number of total courts
North Burnley	6	4	10
Padiham & Hapton	3	4	7
East Burnley & Cliviger	6	4	10
South Burnley	2	4	6
West Burnley	2	-	2
<b>Total</b>	<b>19</b>	<b>16</b>	<b>35</b>

*Figure 7.2: Location of tennis courts in Burnley*

*Map to be added in a later version*

Figure 7.2 shows the location of all courts currently servicing Burnley. For a key to the map, see Table 7.3.

## BURNLEY BOROUGH COUNCIL PLAYING PITCH & OUTDOOR SPORTS STRATEGY

Table 7.3: Breakdown of outdoor tennis courts in Burnley

Site ID	Site name	Post code	Analysis area	Management	Availability Community use	No. of courts	Sports lighting	Court type	Court quality
2	Barden Gardens	BB10 1JA	North Burnley	Council	Yes	2 <sup>42</sup>	No	Macadam	Poor
11	Thomas Whitham Burnley Campus	BB10 1JD	North Burnley	Education	No	4	No	Macadam	Poor
24	Hameldon Community College (Closed)	BB11 5BT	South Burnley	Private	No	4	No	Macadam	Standard
34	Queens Park (Burnley)	BB10 3EF	North Burnley	Council	Yes	4	Yes	Macadam	Standard
35	Shuttleworth College	BB12 8ST	Padiham & Hapton	Education	No	4	No	Macadam	Poor
45	Unity College	BB11 3DF	East Burnley & Cliviger	Education	No	4	No	Macadam	Poor
54	Ightenhill Park	BB12 0LH	West Burnley	Council	Yes	2	No	Macadam	Standard
56	Park Road	BB12 8EB	Padiham & Hapton	Council	Yes	3	No	Macadam	Standard
60	Scott Park	BB11 4JN	South Burnley	Council	Yes	2	No	Macadam	Poor
82	Burnley Lawn Tennis Club	BB10 4BW	East Burnley & Cliviger	Sports club	Yes	3	Yes	Artificial turf	Good
						3	No		

# BURNLEY BOROUGH COUNCIL

## PLAYING PITCH & OUTDOOR SPORTS STRATEGY

---

### ***Disused provision***

There are three disused shale tennis courts at Towneley Park Bowling Green (BB11 3ED) located between the two active bowling greens. It is unknown exactly when the provision was last actively maintained and utilised, however, they have not been used for several years.

### ***Future investment***

In October 2021, the Government and the LTA announced a package of £30 million for investment and improvements for public tennis courts. The Government are to put in £22 million whilst the LTA invest £8.4 million into the package. The investment is to be made into public tennis courts which are currently accessed as poor quality or unplayable, to bring the courts back to a quality that will benefit the local community.

### ***LTA Quick Access Loan Scheme***

The LTA's facility loan scheme provides interest free loans from £25,000 up to £250,000. The funding stream will prioritise investment into low cost indoor structures and floodlights to enable communities to grow participation by accessing all year round facilities. The objectives of the fund are:

- ◀ To provide indoor or courts with sports lighting for year round playing facilities to encourage community accessible play all year
- ◀ Enhance facilities to create better playing environments to encourage play all year (link to 'what we will fund')
- ◀ Retain and increase the number of participants at the venue
- ◀ Offer and increase both non-member pay and play usage and coaching opportunities
- ◀ Grow the numbers of adults and juniors on the coaching programme
- ◀ Provide online booking through ClubSpark with courts available through LTA Rally.

### ***LTA's Park Capital Funding Scheme***

The LTA's ambition is to drive participation across park tennis sites as well as ensuring the future sustainability of these facilities. Subsequently, they have committed capital funds to pay for the refurbishment of public park courts but will also assist and advise on the implementation of sustainable operating models for each facility, to ensure courts are both affordable and utilised.

The Council has been working with the LTA to access and identify sites which require investment within the Borough. The LTA identified four sites:

- ◀ Queens Park
- ◀ Park Road
- ◀ Scott Park
- ◀ Ightenhill Park

Capital funding has recently been approved by the LTA for the resurfacing of Scott Park, whilst Park Road will be repainted with new posts and nets being installed. Along with this, all four of the sites will have the LTA GateAccess system installed. The Council will manage bookings for the sites whilst, Burnley Lawn Tennis Club will conduct LTA endorsed coaching programmes across the four sites. The development of the sites is due to be completed in the near future.



# BURNLEY BOROUGH COUNCIL PLAYING PITCH & OUTDOOR SPORTS STRATEGY

## Future developments

Burnley LTC aspires to create some form of indoor provision at its site (Burnley Lawn Tennis Club) in order to provide greater levels of capacity and accessibility especially during periods of bad weather. It is currently examining all potential options including a semi-permanent structure such as an air dome to a more permanent construction. It should be not that this would only be over a small number of courts and not over all six courts currently at the site.

## Court type

Most outdoor tennis courts in Burnley have a macadam surface, with 29 of the 35 courts (83% of all courts) of this type. Of the 19 community available courts, most are macadam surfaces (13 courts, 68%).

Table 7.4: Summary of tennis court types across Burnley

Court type	Available for community use	Unavailable for community use	Total number of courts
Artificial turf	6	-	6
Macadam	13	16	29
<b>Total</b>	<b>19</b>	<b>16</b>	<b>35</b>

## Quality

The quality of tennis courts across Burnley has been assessed via a combination of site visits (using non-technical assessments) and user consultation to reach and apply an agreed rating as follows:

- ◀ Good
- ◀ Standard
- ◀ Poor

The percentage parameters used for the non-technical assessments were as follows: Good (>80%), Standard (70-80%), Poor (<70%).

Maintaining high court quality is an important aspect of tennis and therefore the non-technical assessment assesses several factors which evidence court quality. The criteria for the non-technical assessment consists of; court surface grip underfoot, damage to a court surface, line markings, evidence of moss/lichen, slope of courts, disability access, fencing and courts being of an appropriate size for competitive tennis. For the full assessment criteria, please refer to Appendix Two.

Just under half of courts in Burnley are rated as poor quality (16 courts or 46%), six are rated as good quality (17%) and 13 are assessed as standard quality (37%).

Of the 19 community available courts, six are rated as good quality (32%), nine are rated standard (47%) and four as poor quality (21%).

Table 7.5: Quality of outdoor tennis courts

Availability for community use	Court quality		
	Good	Standard	Poor
Available	6	9	4
Unavailable	0	4	12
<b>Total</b>	<b>6</b>	<b>13</b>	<b>16</b>



# BURNLEY BOROUGH COUNCIL

## PLAYING PITCH & OUTDOOR SPORTS STRATEGY

---

Refer to Table 7.2 for court quality at individual sites.

Courts are rated as poor quality at Barden Gardens, Thomas Whitham Burnley Campus, Shuttleworth College, Unity College and Scott Park. Of the 16 poor quality courts across these five sites, the four courts at Barden Gardens and Scott Park are at a park sites and receive relatively lower levels of ongoing maintenance and investment than club tennis environments. Whilst the remaining courts are located within educational sites and are actively used for both tennis and other sports as part of curricular and extra-curricular activity.

The courts at Barden Courts have been without tennis nets in place for a number of years. The courts act as a hard court area, for recreational sporting activity and although are identified as marked with tennis courts in practice are unavailable for tennis community use.

Improving park courts is a national priority for the LTA. Suitable sites that cater for high levels of recreational demand or that have the potential to do so should therefore be of focus. This is especially the case if the provision is serviced (or could be serviced) by changing facilities, a café and floodlighting, whereby a sustainable tennis programme could be supported, although this is not a necessity, especially in more rural areas.

Burnley LTC reports that its courts have undergone phased resurfacing over the past five years, which concluded with the final two courts being resurfaced in 2021. Burnley LTC aspires to have covered or indoor courts within the Borough to allow tennis activity all year round. The Club has approached the nearby school Blessed Trinity Roman Catholic College/Spirit of Sport around resurfacing and covering its hard court area to extend the Club and create an indoor/covered courts centre for Burnley.

### ***Overmarking of courts***

Tennis courts, particularly within schools, are often overmarked by netball, basketball and/or football courts as shared use spaces. Courts which are overmarked tend to receive higher levels of use which can be detrimental to quality over time, as well as creating capacity issues if there is community demand from more than one sport.

All school sites within Burnley are overmarked by courts for other sports, especially that of netball court markings.

### ***Sports lighting***

Courts with sports lighting can facilitate use throughout the year and are identified by the LTA as being a key priority for growing participation nationally. The LTA reports that courts with sports lighting allow for a 35% increase in available court time on an annual basis relative to those with are not lit.

In total, seven of the 35 tennis courts in Burnley are serviced by sports lighting, representing 20% of all court provision.

All courts with operational sports lighting are available for community use, therefore seven of 19 available courts have sports lighting, representing 26% of available provision. Of the six tennis courts located at Burnley Lawn Tennis Club, three have sports lighting. Access to floodlit courts is considered particularly key for clubs as it allows for greater use of provision, which in turn can help accommodate more members. However, the Club don't report a want/need for additional courts with sports lighting.

# BURNLEY BOROUGH COUNCIL PLAYING PITCH & OUTDOOR SPORTS STRATEGY

## **Ancillary provision**

The clubhouse at Burnley Lawn Tennis Club is reported as standard quality. Burnley LTC reports that the changing rooms onsite need updating and as part of five year business plan the Club plans to develop the clubhouse by adding a café and extended social space.

## **Management**

Most courts (13 courts, 37% of all courts) are within council ownership. There are 12 courts (34% of all courts) managed by educational sites, with six courts managed by the respective tennis club (17% of all courts). Finally, four courts are under private ownership at Hambeldon Community College.

*Table 7.6: Outdoor tennis courts by management type*

Availability for community use	Number of courts				
	Sports Club	Council	Education	Private	Total
Available	6	13	-	-	19
Unavailable	-	-	12	4	16
<b>Total</b>	<b>6</b>	<b>13</b>	<b>12</b>	<b>4</b>	<b>35</b>

## **Security of tenure**

A site is considered to offer unsecure tenure if the tennis provision is not guaranteed to be retained or access for the club is not confirmed over the next three years. Burnley LTC currently lease its site off the Council. It reports that it currently has around 40 years left on this agreement.

## **7.3 Demand**

It is reported that demand for tennis provision during the Covid-19 pandemic has increased substantially compared to prior levels when court restrictions have not been in place (potentially linked to tennis being one of the first sports to be allowed to resume). This should therefore be monitored moving forward to ensure that any growth can be accommodated for if the increases are sustained.

## **Club tennis**

There is one LTA affiliated tennis club in Burnley, Burnley LTC, which has a total of 266 members. The exact breakdown of the club's membership is shown in the table below.

*Table 7.7: Summary of tennis club membership*

Name of club	Sites used	Number of members		
		Seniors	Juniors	Total
Burnley LTC	Burnley Lawn Tennis Club	163	103	<b>266</b>

Burnley LTC reports that in recent years it has seen an increase in both its junior and senior membership. It highlights that over the last four years the junior section has grown from 40 members to 103 members.

# BURNLEY BOROUGH COUNCIL

## PLAYING PITCH & OUTDOOR SPORTS STRATEGY

---

### ***Unmet demand***

Unmet demand is demand which is known to exist but similarly is not able to be realised, in this case due to lack of access to or poor quality of facilities. This is often represented in the form of a waiting list.

Burnley LTC reports that it cannot currently enter any more teams into leagues due to lack of court space. It suggests, that if it entered anymore teams it would be unable to run coaching programmes, social tennis and other club sessions. In order for the club to continue its competitive play growth it highlights needing additional courts.

### ***Latent demand***

The LTA has undertaken modelling work in conjunction with Periscope Data as part of a Digital Participation Project. The findings inform LTA decisions around investment into the gate access technology in park sites. The LTA has committed to improving access to park venues by agreeing to grant fund the installation of gate access systems across the country in locations that will make it easier for people to find and book a court.

The modelling has helped explore penetration of park sites across the Country and has identified sites with a high level of penetration and potential local demand. The model uses a ten minute drive time catchment area and identifies sites within areas of high demand, based demographic, population and LTA tennis segmentation data.

The six tennis segments and their representation within existing LTA membership in Burnley are:

- ◀ **Tennis Titan (4%)** - Frequent players & tennis club members for whom tennis is their main sport and key.
- ◀ **Tennis Troupers (7%)** – Often club members, largely family-oriented, middle-aged players for whom tennis is a hobby; interested in playing with teams to partnering with their kids in the summer.
- ◀ **Seasonal Spinners (2%)** – Largely young women, they play sport in general for athletic reasons (often being gym-goers and joggers), and enjoy their tennis a lot, though tennis is very intertwined with friends and being social.
- ◀ **Wimbledon Warriors (0%)** - Largely young men who are keen athletes, they like tennis and want to play more, though are often held back by other factors.
- ◀ **Social Butterflies (1%)** - Infrequent, younger and less experienced players for whom tennis is an occasional fun summer activity.
- ◀ **Senior Stalwarts (39%)** - An older group of players for whom tennis is a social habit and they play with a regular group as a way of keeping social and enjoyable gentle exercise.

A further 46% are considered to be within demographics which do not match a tennis profile.

Non profile have the greatest representation within current LTA affiliated membership, whilst the older generation which use tennis as a social habit also has a large percentage of LTA affiliated membership in Burnley.

### ***Informal tennis***

The LTA has developed a package of support for local authorities to grow the use of tennis courts by removing key barriers to participation. The three products are ClubSpark, Rally and Gate Access, which are further detailed below.

## BURNLEY BOROUGH COUNCIL PLAYING PITCH & OUTDOOR SPORTS STRATEGY

---

It is believed by many of the schools that a lack of demand is a direct result of quality issues and/or a lack of floodlighting, as well as other courts being available for free. This results in the community being less likely to pay a hire charge for their provision.

### *ClubSpark – Improving the booking process*

ClubSpark is a flexible and simple venue management platform with multiple products and applications to help venues, local authorities and coaches manage their sport. ClubSpark is a tool that is offered for free as part of LTA venue registration and allows administrators to manage all functions at their venue(s), including:

- ◀ Managed website - create and manage a mobile friendly website tailored to LA/club requirements to promote events and activities.
- ◀ Managed coaching – set up coaching lessons and courses online.
- ◀ Membership management - improve membership engagement by making it easier for the venue and for members to pay, renew and keep in touch (includes online payments, direct debits and the monitoring of revenue streams; membership modules can also be used to take season ticket payments for venues operating a non-traditional annual facility fee).
- ◀ Organise payments - set the way payments are taken, whether it's immediate pay and play, or bookable as part of a membership package
- ◀ Court bookings – reduced administration for managing bookings; give staff, coaches, members and the general public access to book and pay for courts, classes or other resources online.
- ◀ Scheduling - set unique booking and price rules to suit the venue and enable lights to switch on/off automatically when linked to the LTA Premium Gate Access system.
- ◀ Book and pay remotely - customers can make bookings and payments for a venue anytime, anywhere via the real-time booking app.
- ◀ Reporting - ClubSpark allows administrators to view reports highlighting income, court usage, revenue and number of members and season ticket holders; this allows for identification of trends and patterns and evidence to demonstrate participation levels and impact.

### *RALLY*

Rally is an aggregator that collects all booking and coaching information via ClubSpark pages and displays it for participants in one easy to view page. It allows players to search for venues close to them and provides booking options, removing the barriers of not knowing where courts are or how to book.

Rally provides a helpful customer journey, with a personal profile to review and manage bookings, and helpful reminders. Courts can be set to book for free of charge or at a fee agreed by the provider.

Based on the LTA's recent Parks Tennis Brochure (Making Your Courts Work for You)<sup>43</sup> there are now 1,124 venues on Rally. There are no LTA Rally courts in Burnley.

### *Smart Access*

The LTA has developed two Smart Access gate systems that work in association with ClubSpark to secure courts and to allow access to booked customers only. Members of the public can book a court online (making payment if required) and receive a four digit access code via email to enter using a courtside keypad. The gate access system then allows entry for the time booked if a correct code is entered.

---

<sup>43</sup> <https://www.lta.org.uk/globalassets/venue/resources/park-tennis-making-your-courts-work.pdf>

## BURNLEY BOROUGH COUNCIL PLAYING PITCH & OUTDOOR SPORTS STRATEGY

---

There are two gate options available: SmartAccess Premium and SmartAccess Lite. The demands and needs of users plus the setup of the venue determines the most appropriate system for each site.

Nationally, the LTA has supported the installation of 177 gate access systems within the last two years. Furthermore, it states that sites with Gate Access installations:

- ◀ Attracted 65,751 unique players
- ◀ Led to 791,226 court bookings
- ◀ Generated £1.5 million of income

There are currently no sites with Gate Access in Burnley.

### ***Additional demand***

The LTA operates various tennis initiatives across the Country which result in some courts receiving additional demand. Furthermore, there are other formats away from traditional tennis that can result in increased usage. These are all detailed below.

#### *Local Tennis Leagues*

Recreational Tennis leagues are less formal in comparison to established club play, offering greater flexibility and an opportunity for all abilities to engage in competition at local venues. The leagues are available to all aged 18 years and above and are run by an organisation called Local Tennis Leagues, which is owned by the LTA. Players are organised into mixed sex leagues of eight based on similar ability levels, with matches arranged between the two players at whatever time and court is agreed. The flexibility of play is conducive to the use of park sites which are typically more easily accessible.

There are no Local Tennis League specific to Burnley.

#### *LTA Youth Programme*

The LTA coordinate courses for children aged 4 - 18, consisting of fun games and dynamic training. Specialist coaches make sure every child has the best start to their tennis journey in a safe and inclusive environment. Sessions cater to all abilities.

Youth stages:

- ◀ Blue Stage (Age 4-6)
- ◀ Red Stage (Age 6-8)
- ◀ Orange Stage (Age 8-9)
- ◀ Green Stage (Age 9-10)
- ◀ Yellow Stage (Age 10+)

Key points:

- ◀ There are assigned ages to each stage, but this only serves as a guide.
- ◀ Young people want to play in groups and with their friends, and so whatever stage they start at, all kids will see progression.
- ◀ In every LTA Youth stage, young people will be active, having fun and developing skills

# BURNLEY BOROUGH COUNCIL

## PLAYING PITCH & OUTDOOR SPORTS STRATEGY

---

### *LTA Youth Start<sup>44</sup>*

LTA Youth Start<sup>45</sup> is a six week coaching offer for children that have never played tennis before and is identified as a priority by the LTA. For £29.99 (Plus £5 postage & packaging), kids get six weeks coaching by an LTA Accredited coach, along with a free racket, pack of balls and personalised t-shirt so that they can continue playing.

There are no current venues in Burnley which run LTA Youth Start Courses with the nearest located in Nuttal Park (Bury).

### *Tennis for Free*

Tennis for Free<sup>46</sup> is a community sports charity that work in partnership with the LTA. The charity delivers free, fully inclusive weekly coaching sessions for all ages and abilities in local communities across the UK, especially those in low income areas. Tennis For Free offer a package for local authorities and court operators that includes financial support for local LTA Accredited coaches to deliver the sessions, tennis equipment for attendees and coaches and promotional support. Sessions are typically delivered across three courts, although the charity have recently launched 'Tennis for Free Lite', to unlock the large number of two court community venues that could benefit from the offer. Through its offer it aims to:

- ◀ Reinvigorate under-used public facilities
- ◀ Make tennis a sport for all
- ◀ Make tennis more financially accessible in the UK
- ◀ Improve the physical and mental wellbeing of local communities through tennis.

### *Padel*

One of the LTAs key strategies is to find new ways to grow participation and Padel is an innovative format of tennis that is fun, flexible, easy to play and extremely sociable. Padel is played mainly in a doubles format on an enclosed court about a third of the size of a tennis court and can be played in groups of mixed ages and abilities, as it is not power dominant. The rules are broadly the same as tennis, although you serve under-arm and the walls are used as part of the game with the ball allowed to bounce off them.

One of the fastest growing sports across Europe, Padel has gained increasing popularity over recent years, with over six million people currently playing in Spain.

Padel has been integrated into the LTA and is recognised as a format of tennis. This has provided a platform to facilitate the growth of the sport, with tennis venues throughout Great Britain exploring the potential opportunities it can bring to a facility.

There are currently no padel tennis courts within Burnley

## **7.4: Supply and demand analysis**

### *Club tennis*

The LTA suggests that a hard court with no sports lighting can accommodate 40 members whereas a hard court with sports lighting can accommodate 60 members. It should be noted

---

<sup>44</sup> <https://www.lta.org.uk/play-compete/lta-youth/start/>

<sup>45</sup> <https://ClubSpark.lta.org.uk/tennisforkids>

<sup>46</sup> <https://www.tennisforfree.com/index.php>

## BURNLEY BOROUGH COUNCIL PLAYING PITCH & OUTDOOR SPORTS STRATEGY

---

that these figures relate to LTA viability guidelines for clubs and are not the maximum capacity. The figure relates to what most clubs, based on the level of provision, would find sustainable.

Based on membership figures, there is sufficient capacity at Burnley Lawn Tennis Club to be able to accommodate current levels of demand and growth in membership. When accounting for Burnley Lawn Tennis Club's courts, it has capacity for 300 members, meaning due to its current membership of 266 it has capacity to grow by 34 members. Therefore, taking into consideration the club's aspirations to grow by 40 senior members and 100 junior members, the courts would then become overplayed.

### *Non-club settings*

There are no clear shortfalls for non-club tennis courts, instead opportunities to develop participation and growth through different participation offers within new tennis markets. Much of the club based membership in the Borough is from senior age players. There is opportunity to increase participation through non-club environments with the right offer.

### **7.5: Conclusion**

In conclusion, capacity for both club and non-club tennis courts can meet current and future demand notwithstanding any quality/floodlighting demand.

Court quality and provision of sports lighting is generally good at Burnley Lawn Tennis Club, though there is a case to explore potential to provide additional sports lighting on onsite to increase the capacity.

Quality of park and publicly accessible sites is not as high and there is scope to improve both the quality of provision and accessibility for the public tennis market, to provide an alternative participation offer to engage other sections of the LTA market segmentation.



### Tennis summary

- ◀ **In conclusion, capacity for both club and non-club tennis courts is able to meet current and future demand notwithstanding any quality/floodlighting demand.**

### Supply

- ◀ There is a total of 35 tennis courts identified in Burnley across ten sites. Of these courts, 19 are identified as being available for community use, whilst 16 are identified as being unavailable.
- ◀ There are three disused shale tennis courts at Towneley Park (BB11 3ED) located between the two active bowling greens.
- ◀ Burnley LTC aspires to create some form of indoor provision at its site (Burnley Lawn Tennis Club) in order to provide greater levels of capacity and accessibility especially during periods of bad weather.
- ◀ The Council has been working with the LTA to access and identify sites which require investment within the Borough. The LTA identified the following four sites within Burnley: Queens Park, Park Road, Scott Park and Ightenhill Park.
- ◀ Most outdoor tennis courts in Burnley have a macadam surface, with 29 of the 35 courts (83% of all courts) of this type. Of the 19 community available courts, most are macadam surfaces (13 courts, 68%).

### Quality

- ◀ Just under half of courts in Burnley are rated as poor quality (16 courts or 46%), six are rated as good quality (17%) and 13 are assessed as standard quality (37%).
- ◀ Courts are rated as poor quality at Barden Gardens, Thomas Whitham Burnley Campus, Shuttleworth College, Unity College, Scott Park.
- ◀ In total, seven of the 35 tennis courts in Burnley are serviced by sports lighting, representing 20% of all court provision.
- ◀ Most courts (13 courts, 37% of all courts) are within council ownership. There are 12 courts (34% of all courts) managed by educational sites, with six courts managed by the respective tennis club (17% of all courts). Finally, four courts are under private ownership at Hambeldon Community College.

### Capacity

- ◀ There is one LTA affiliated tennis club in Burnley, Burnley LTC, which has a total of 266 members.
- ◀ Burnley LTC reports that it aspires to increase its senior section by 40 members and its junior section a further 100 members.



### **PART 8: NETBALL COURTS**

#### **8.1: Introduction**

England Netball (EN) is the governing body with overall responsibility for ensuring the effective governance of the sport.

Whilst often played indoors, nationally, EN reports that the challenge is that the supply of outdoor netball courts is generally not of a good enough standard for use by the community, whilst accessibility can also be problematic.

#### ***Consultation***

Information for netball was gathered through online research along with consultation with England Netball, Burnley NC and Burnley Netball League.

#### **8.2 Supply**

There are 28 outdoor netball courts identified in Burnley across nine sites, of which, 13 are available for community use across two sites (Thomas Whitham Burnley Campus – North Burnley Analysis Area and Spirit of Sport Blessed Trinity – East Burnley & Cliviger Analysis Area).

Most provision is in the North Burnley Analysis Area with a total of 11 courts. This is followed by the East Burnley & Cliviger Analysis Area with six courts, Padiham & Hapton with five courts, South Burnley with four courts and West Burnley with just two courts.

## BURNLEY BOROUGH COUNCIL PLAYING PITCH & OUTDOOR SPORTS STRATEGY

Table 8.1: Summary of outdoor netball court provision

Site ID	Site name	Post code	Analysis area	Community use?	Number of courts	Surface type	Sports lighting	Quality
8	Briercliffe Primary School	BB10 2JU	North Burnley	No	1	Macadam	No	Poor
11	Thomas Whitham Burnley Campus	BB10 1JD	North Burnley	Yes	3	Macadam	No	Poor
					7	Artificial	Yes	
16	Burnley High School	BB12 6NX	Padiham & Hampton	No	2	Macadam	No	Standard
17	Cherryfold Community Primary School	BB11 5JS	South Burnley	No	1	Macadam	No	Poor
24	Hameldon Community College (Closed)	BB11 5BT	South Burnley	No	3	Macadam	No	Standard
35	Shuttleworth College	BB12 8ST	Padiham & Hampton	No	3	Macadam	No	Poor
37	Spirit of Sport Blessed Trinity	BB10 3AA	East Burnley & Cliviger	Yes	3	Macadam	Yes	Poor
39	St Mary Magdalene's Roman Catholic Primary School	BB12 0JD	West Burnley	No	2	Macadam	No	Poor
45	Unity College	BB11 3DF	East Burnley & Cliviger	No	3	Macadam	No	Poor

# BURNLEY BOROUGH COUNCIL

## PLAYING PITCH & OUTDOOR SPORTS STRATEGY

---

### **Management**

Although not uncommon across the Country, netball provision within the Borough is located on current or former educational sites. This creates a particular issue surrounding community availability where there is often limited or reduced community access. As identified above only 13 courts (46%) are available for community use.

Management of the sporting provision at Thomas Whitham Burnley Campus has recently changed to Lancashire County Council following the folding of the previous Community Hub on the site. The County Council, for the time being, is allowing all historical users of the hockey suitable AGP to use the pitch until a detailed business/management model can be agreed upon. This includes Burnley Netball League and Burnley NC.

Preliminary conversations have taken place regarding Burnley Leisure taking on the operation of the sporting provision; however, it should be noted that these are tentative discussions with no real details to be spoken about to date.

Both Burnley Netball League and Burnley NC have examined the potential to relocate to Blessed Trinity Roman Catholic College AGP, if they lose access to provision at Thomas Whitham Burnley Campus. If they are required to relocate there would be a need to establish associated netball markings on the hockey suitable AGP in order to accommodate the Club and League.

### **Quality**

The quality of netball courts across Burnley has been assessed via a combination of site visits (using non-technical assessments) and user consultation to reach and apply an agreed rating as follows:

- ◀ Good
- ◀ Standard
- ◀ Poor

The percentage parameters used for the non-technical assessments were as follows: Good (>80%), Standard (70-80%), Poor (<70%).

Maintaining high court quality is an important aspect of netball and therefore the non-technical assessment assesses several factors which evidence court quality. The criteria for the non-technical assessment consists of; court surface grip underfoot, damage to a court surface, line markings, evidence of moss/lichen, slope of courts, disability access, fencing and courts being of an appropriate size for competitive netball.

As seen in Table 8.1 most courts (23 or 82%) are rated as poor quality with significant issues surrounding grip, court markings and evidence of moss/lichen. The remaining five courts (18%) are rated as standard quality.

Burnley Netball League indicates the equipment (goals/nets etc) it uses at Thomas Whitham Burnley Campus will need replacing within the next three to five years.

Additionally, it should be noted that only ten courts are accompanied by sports lighting these are located at the two sites widely available for community use: Thomas Whitham Burnley Campus with seven courts and Spirit of Sport Blessed Trinity with three courts.

# BURNLEY BOROUGH COUNCIL

## PLAYING PITCH & OUTDOOR SPORTS STRATEGY

---

### ***Overmarking of courts***

Netball courts, particularly within schools, are often overmarked by tennis basketball and/or football courts as shared use spaces. Courts which are overmarked tend to receive higher levels of use which can be detrimental to quality over time, as well as creating capacity issues if there is community demand from more than one sport.

Thomas Whitham Burnley Campus, Hameldon Community College, Shuttleworth College, St Mary Magdalene's Roman Catholic Primary School and Unity College have netball courts overmarked for other sports, particularly that of tennis.

### ***Court type***

The majority (21 courts or 75%) of outdoor netball courts in Burnley have a macadam surface. The estimated lifespan of a macadam court is ten years, depending on levels of use and maintenance levels. To ensure courts can continue to be used beyond this time frame, it is recommended that a sinking fund is put into place for eventual refurbishment.

The remaining seven courts are located on an artificial surface (hockey suitable AGP) at Thomas Whitham Burnley Campus.

## **8.2 Demand**

### ***Club demand***

England Netball identifies one club within the Borough. Burnley NC is currently based out of Thomas Whitham Burnley Campus and organises the Burnley Netball League, England Netball reports that the league is currently unaffiliated. The Club is primarily a junior club with 251 affiliated members. England Netball reports that since the Netball League was set up there has been a 142% increase in Burnley Netball Club's members. The Club offers training sessions weekly at Thomas Whitham Burnley Campus on Saturdays from 9am-1.30pm for a range of different ages from as young as three to adults.

The Burnley Netball League is an outdoor summer league which operates out of Thomas Whitham Burnley Campus. It has three divisions with a total of 29 teams across it. The League matches take place on Tuesday evenings from 6pm-9pm. Since the Pandemic it indicates having a reduction of approximately ten teams, however, it has ambitions to reinstate this demand. It reports that if it manages to grow it may look at utilising the provision at Spirit of Sport, specifically the hockey suitable AGP, to accommodate more demand.

### ***Other demand***

In addition to the Burnley Netball League, Play Netball also operates a league at the Spirit of Sport on Monday nights from 7pm-9pm. Play Netball is a social league platform for players of all abilities, both groups and individuals can sign up for the league, with the league being an adult only league.

In November 2021, England Netball launched a new 10-year 'Adventure Strategy' the strategy is a purpose-led ambition for the game, to build on the momentum the sport has seen in recent years. The strategy outlines the intention to:

- ◀ Accelerate the development and growth of the game at every level, from grassroots to the elite
- ◀ Elevate the visibility of the sport
- ◀ Lead a movement to impact lives on and beyond the court

## BURNLEY BOROUGH COUNCIL PLAYING PITCH & OUTDOOR SPORTS STRATEGY

The Strategy look at achieving its goals by engaging with and delivering netball for female communities, England Netball pledges to understand, support and nurture women and girls more deeply at every life stage, at every age. In order to do this, it delivers four participation programmes to engage women in the sport:

- ◀ Back to Netball
- ◀ Bee Netball
- ◀ Netball Now
- ◀ Walking Netball

Back to Netball is a fun and friendly re-introduction to the sport. More than 110,000 participants have rediscovered their love for the game through Back to Netball and realised the many benefits of getting involved. It is targeted at participants of all ages and levels of experience but sessions will be specifically designed to cater for those who have not played for an extended period.

At present there are no outdoor venues which run Back to Netball sessions in Burnley.

The Bee Netball programme for young children, whilst supporting teens and young women to stay in the game to keep them physically active and in the game for life, based around friendship, inclusion, fair play and playing together. Transforming netball for children and young people is a strategic priority to protect the future of the sport.

At present there are no outdoor venues which run Bee Netball sessions in Burnley.

Netball Now is a simple and comfortable way to play netball. It is not a coached session or a competition led by regulations and scores recorded. It is simply a session where players turn up, pay a small fee and play netball. At present, there are no venues in Burnley which run Netball Now.

Walking Netball is a slower version of the game; it is netball, but at a walking pace the sessions have been designed so that anyone can play it regardless of age or fitness level. From those who have dropped out of the sport due to serious injury to those who believed they had hung up their netball trainers many years ago. At present, there are no venues in Burnley which run Walking Netball, with the closest session taking place in Blackburn.

### *Latent demand*

Sport England's Market Segmentation Tool enables analysis of 'the percentage of adults that would like to participate in netball but are not currently doing so'. The tool identifies latent demand of 274 people who would like to participate in the sport within Burnley.

This amount of latent demand is considered typical when comparing it against the surrounding local authorities identified below.

*Table 8.2: Latent demand for netball in Burnley and neighbouring local authorities*

Neighbouring Local Authority	Latent demand for netball
<b>Burnley</b>	<b>274</b>
Calderdale	632
Hyndburn	256
Pendle	284
Ribble Valley	212

## BURNLEY BOROUGH COUNCIL PLAYING PITCH & OUTDOOR SPORTS STRATEGY

Neighbouring Local Authority	Latent demand for netball
Rosendale	217

Notwithstanding this, consultation with Burnley NC/Burnley Netball League report they are not operating at capacity, with both willing to accept new members. As such, it is considered that anyone within Burnley who would like to start participating, could do so.

### 8.3: Supply and demand analysis

Through club consultation it is identified that at present Burnley NC/League has sufficient facilities at Thomas Whitham Burnley Campus to cater for its demand. It has in the last few years lost a number of teams due to the Covid-19 pandemic, it is looking to reinstate these teams and continue to grow further. It reports that if it requires it will look to make use of the full size AGP at Blessed Trinity Roman Catholic College. It has previously had contact around this site and would need to secure the access, whilst also ensuring multiple pitches are marked on the AGP.

### 8.4: Conclusion

In summary there is deemed a sufficient supply of courts to cater for current levels of demand, however, there are significant issues surrounding security of tenure for Burnley NC and Burnley Netball League at Thomas Whitham Burnley Campus. There is a key strategic need to secure long term access for netball on the site particularly within the peak periods of utilisation (Tuesdays and Saturdays).

Further examination is required to understand if there is also a requirement to secure access and develop courts on the hockey suitable AGP at Blessed Trinity Roman Catholic College, based on levels of future demand and the long term accessibility of Thomas Whitham Burnley Campus.

# BURNLEY BOROUGH COUNCIL

## PLAYING PITCH & OUTDOOR SPORTS STRATEGY

---

### Netball summary

- ◀ **In summary there is deemed a sufficient supply of courts to cater for current levels of demand, however, there are significant issues surrounding security of tenure for Burnley NC and Burnley Netball League at Thomas Whitham Burnley Campus.**

### Supply

- ◀ There are 28 outdoor netball courts identified in Burnley across nine sites, of which, 13 are available for community use across two sites (Thomas Whitham Burnley Campus – North Burnley Analysis Area and Spirit of Sport Blessed Trinity – East Burnley & Cliviger Analysis Area).
- ◀ Most provision is in the North Burnley Analysis Area with a total of 11 courts.
- ◀ Although not uncommon across the Country, netball provision within the Borough is located on current or former educational sites.

### Quality

- ◀ Most of the 23 courts are rated as poor quality with significant issues surrounding grip, court markings and evidence of moss/lichen. The remaining five courts are rated as standard quality.
- ◀ Burnley Netball League indicates the equipment (goals/nets etc) it uses at Thomas Whitham Burnley Campus will need replacing within the next three to five years.
- ◀ The ten courts are accompanied by sports lighting these are located at the two sites widely available for community use: Thomas Whitham Burnley Campus with seven courts and Spirit of Sport Blessed Trinity with three courts.
- ◀ The majority (21 courts or 75%) of outdoor netball courts in Burnley have a macadam surface.

### Demand

- ◀ Burnley NC is currently based out of Thomas Whitham Burnley Campus and organises the Burnley Netball League, England Netball reports that the league is currently unaffiliated.
- ◀ The Burnley Netball League is an outdoor summer league which operates out of Thomas Whitham Burnley Campus. It has three divisions with a total of 29 teams across it. The League matches take place on Tuesday evenings from 6pm-9pm.
- ◀ Play Netball also operates a league at the Spirit of Sport on Monday nights from 7pm-9pm.
- ◀ Sport England's Market Segmentation Tool identifies latent demand of 274 people who would like to participate in the sport within Burnley.

# BURNLEY BOROUGH COUNCIL PLAYING PITCH & OUTDOOR SPORTS STRATEGY

## PART 9: BOWLING GREENS

### 9.1: Introduction

All bowling greens in Burnley are crown greens. The British Crown Green Bowling Association (BCGBA) is the governing body responsible for ensuring effective governance of crown green bowls across the Country. More locally the sport is run and administered by County Bowling associations and Burnley clubs generally affiliate to the Lancashire County Crown Green Bowling Association (LCGBA).

#### **Consultation**

There are 13 bowling clubs playing in Burnley. Through online survey and telephone consultation, a total club response rate of 92% (12 of 13 clubs) was achieved.

*Table 9.1: Summary of consultation*

Club name	Analysis area	Response
Briercliffe BC	North Burnley	Yes
Causeway End BC	East Burnley & Cliviger	Yes
Greenhill Social & BC	South Burnley	Yes
Ighten Mount BC	West Burnley	Yes
Ightenhill BC	West Burnley	Yes
Lowerhouse BC	West Burnley	Yes
Padiham BC	Padiham & Hapton	Yes
Queens Park BC	North Burnley	Yes
Queensgate BC	North Burnley	Yes
Scott Park BC	South Burnley	Yes
St Andrew's BC	North Burnley	Yes
Stoneyholme BC	North Burnley	Yes
Towneley Park BC	East Burnley & Cliviger	No

### 9.2: Supply

There are 18 bowling greens in Burnley located across 13 sites. This includes two double green sites at Queens Park (Burnley), Ightenhill Park, Stoneyholme BC, Towneley Park Bowling Green.

The remaining ten sites have one green each. All bowling greens in the Borough are considered available for community use.

*Table 9.2: Summary of community available greens by analysis area*

Analysis area	Number of crown greens
North Burnley	7
Padiham & Hapton	2
East Burnley & Cliviger	3
South Burnley	2
West Burnley	4
<b>Total</b>	<b>18</b>



## BURNLEY BOROUGH COUNCIL PLAYING PITCH & OUTDOOR SPORTS STRATEGY

The North Burnley Analysis Area has the most greens with seven, whilst four greens are in the West Burnley Analysis Area, three in the East Burnley & Cliviger Analysis Area and two in both the South Burnley and Padiham & Hapton analysis areas.

Table 9.3: Breakdown of bowling greens in Burnley

Site ID	Site name	Post code	Analysis area	Users	Management
34	Queens Park (Burnley)	BB10 3EF	North Burnley	Queens Park BC	Council
43	Towneley Park Playing Fields	BB11 3RQ	East Burnley & Cliviger	Towneley Park BC	Council
51	Briercliffe Memorial Bowling Club	BB10 2JG	North Burnley	Briercliffe BC	Sports Club
52	Green Hill Bowling Club	BB11 4JQ	South Burnley	Green Hill Social & BC	Sports Club
53	Ighten Mount Bowling Club	BB12 8AF	West Burnley	Ighten Mount BC	Sports Club
54	Ightenhill Park	BB12 0LH	West Burnley	Ightenhill BC	Council
55	Lowerhouse BC	BB12 6LN	West Burnley	Lowerhouse BC	Sports Club
56	Park Road	BB12 8EB	Padiham & Hapton	Padiham BC	Sports Club
57	Park View	BB12 8EE	Padiham & Hapton	Padiham BC	Council
59	Queensgate BC	BB10 1SF	North Burnley	Queensgate BC	Sports Club
60	Scott Park	BB11 4JN	South Burnley	Scott Park BC	Council
61	St Andrews Bowling Club	BB10 3ED	North Burnley	St Andrew's BC	Sports Club
62	Stoneyholme BC	BB12 0RE	North Burnley	Stoneyholme BC	Sports Club
64	Towneley Park Causeway End	BB11 3ED	East Burnley & Cliviger	Causeway End BC	Sports Club

A further two greens at Barden Gardens are identified as being disused. The disused greens are overgrown and are therefore unable to be used for bowls.

Table 9.4: Summary of disused bowling greens

Site ID	Site name	Post code	Number of greens
2	Barden Gardens	BB10 1JA	2
<b>Total</b>			<b>2</b>

Figure 9.1 below highlights the location of all outdoor bowling greens in Burnley. For a key to the map, see Table 9.3.

*Figure 9.1: Location of bowling greens in Burnley*

*Map to be added in a later version*

### **Ownership/management**

There are eight bowling greens in Burnley which are owned and managed by bowls clubs.

The Council currently owns and manages ten operational greens across the Borough. Of these, three clubs, Stoneyholme BC, Queensgate BC and Briercliffe BC (Briercliffe Memorial Bowling Club) report that they have lease agreements for use of their greens.

The tenure agreements for clubs at the following sites are currently unknown:

- ◀ Towneley Park Playing Fields
- ◀ Park View
- ◀ Scott Park

The greens under Council management at Ightenhill Park are currently known to be rented for use by Ightenhill BC. Whilst Queen's Park BC reports that to access the greens onsite, it pays a membership fee for each individual member of £12 to the Burnley Bowls Partnership

# BURNLEY BOROUGH COUNCIL PLAYING PITCH & OUTDOOR SPORTS STRATEGY

## Quality

Following a non-technical assessment of greens in Burnley and cross referencing the findings against club consultation, most greens (ten or 55%) are rated as standard quality, with eight greens rated as good quality and no greens rated as poor quality.

The percentage parameters used for the non-technical assessments were as follows: Good (>80%), Standard (50-70%), Poor (<50%) and include, but are not limited to, the examination of; evenness of playing surface, condition of ditches/boarding, quality of surrounding hard areas, disability access, evidence of litter/leaf fall/fouling/inappropriate use and quality of ancillary provision (clubhouse/pavilion/car parking / floodlights/fencing).

Table 9.5: Summary of bowling green quality

Site ID	Site name	Post code	Type of green	Number of greens	Quality of green
34	Queens Park (Burnley)	BB10 3EF	Crown	2	Standard
43	Towneley Park Playing Fields	BB11 3RQ	Crown	1	Good
51	Briercliffe Memorial Bowling Club	BB10 2JG	Crown	1	Good
52	Green Hill Bowling Club	BB11 4JQ	Crown	1	Standard
53	Ighten Mount Bowling Club	BB12 8AF	Crown	1	Good
54	Ightenhill Park	BB12 0LH	Crown	2	Standard
55	Lowerhouse BC	BB12 6LN	Crown	1	Standard
56	Park Road	BB12 8EB	Crown	1	Good
57	Park View	BB12 8EE	Crown	1	Standard
59	Queensgate BC	BB10 1SF	Crown	1	Standard
60	Scott Park	BB11 4JN	Crown	1	Good
61	St Andrews Bowling Club	BB10 3ED	Crown	1	Good
62	Stoneyholme BC	BB12 0RE	Crown	2	Good
64	Towneley Park Causeway End	BB11 3ED	Crown	2	Standard

Even though 45% of greens across Burnley are good quality, they still require substantial levels of dedicated maintenance to sustain this standard. Therefore, clubs need to be given continued support, where necessary.

A green is considered good quality if it has a high percentage of grass coverage, an even playing surface and limited signs of wear and tear on surrounding ditches/boarding and hard standing areas. In addition, there must be little to no evidence of litter, dog fouling, leaves and inappropriate usage of the green.

The greens at Queens Park (two greens), Queensgate BC, Green Hill Bowling Club, Park View, Towneley Park Bowling Green are all rated as standard quality. It was highlighted by clubs using these sites that there is a need for new equipment to maintain the grass to a better standard. In addition, the length of grass, quality of ditches, overhanging trees and unofficial use were all cited as being problematic.

Ightenhill BC reports that due to annual out of season green maintenance starting too late, the green has not recovered for the start of the 2022 season. It suggests that the green has become uneven after the Club looked to treat the green to remove moss and therefore has dropped in quality.

## BURNLEY BOROUGH COUNCIL PLAYING PITCH & OUTDOOR SPORTS STRATEGY

---

Lowerhouse BC has had issues with its greens for a number of years. It reports that part of the green is compacted which has caused the green to flood during heavy downpours. The green has undergone work prior to the 2022 season to de-compact areas of the green, however, this treatment has left bare patches on the green.

All other greens are assessed as good quality with no significant issues identified.

### ***Ancillary facilities***

Most clubs have access to some form of clubhouse/pavilion on site or through an adjoining public house. The quality of these ranges from purpose-built, good quality brick pavilions to basic wooden huts and shelters. It is important to recognise the importance of ancillary provision to bowling clubs as, if the facilities onsite are of suitable quantity/quality and meet players' needs, this can sustain membership levels. This is acknowledged by BCGBA as it offers potential grants for clubs looking to making ancillary improvements.

Causeway End BC states that its current toilet facilities at Towneley Park Bowling Green are in need of an update and need some investment. It suggests that this can often deter players away from joining the Club instead choosing to join other clubs due to better facilities.

The pavilion at Lowerhouse BC is owned and maintained by the Council, the Club suggests that the building is due to be repaired and in previous years has severely decreased in quality. It is awaiting repairs to be done to the building so the Club can again make full use of it.

The surrounding area and pathways around the green at Greenhill Bowling Club is reported to be of poor quality. The Club highlights that it needs replacing as some areas are lifting and has become unsafe for some of its members. It plans to improve the walkway and surrounding area over the coming months.

### ***BCGBA grants***

Provided a club is subscribed to the BCGBA it can apply for a grant for a range of ancillary issues, providing it has not already received one in the previous five years. Grants available to clubs include the following:

- ◀ New bowling green
- ◀ New sports lighting
- ◀ New Pavilion
- ◀ Irrigation for the bowling green
- ◀ Toilets

### ***Sports lighting***

There is just one green (6%) of the 18 operational greens in Burnley that is serviced by sports lighting. This means that opportunities for access for training and matches during evenings outside of the summer months is semifrequent.

Lowerhouse BC highlights ambitions to install sports lighting to service its green. It would like to be able to access its green for longer during the shorter daylight months.

Ighten Mount BC is the only green with sports lighting in the Borough. These sports lights are in need of replacement and the Club is currently looking to upgrade these over the next year.

# BURNLEY BOROUGH COUNCIL PLAYING PITCH & OUTDOOR SPORTS STRATEGY

## 9.3: Demand

### **Current demand**

There are 13 bowling clubs playing in Burnley. Where known, membership of these clubs' totals 376 with the average number of members being 31, the memberships have been broken down club by club in the table below.

*Table 9.6: Membership of bowls clubs in Burnley*

<b>Club name</b>	<b>Current membership</b>
Briercliffe BC	33
Causeway End BC	20
Greenhill Social & BC	45
Ighten Mount BC	35
Ightenhill BC	25
Lowerhouse BC	35
Padiham BC	12
Queens Park BC	36
Queensgate BC	27
Scott Park BC	21
St Andrew's BC	60
Stoneyholme BC	27
Towneley Park BC	<i>Unknown</i>
<b>Total</b>	<b>376</b>

The largest club according to known membership is currently St Andrew's BC, with 60 members, followed by Greenhill Social & BC with 45 members. The smallest club is Padiham BC with 12 members.

### **Burnley Bowls Partnership**

In Burnley, Bowls is overseen by the Burnley Bowls Partnership, the has an objective to promote and develop the sport in the Borough. It works with the local bowls clubs, the Council and Burnley FC in the Community to ensure that all parties are aware of issues and can work as a network to develop bowls in Burnley. In addition, the Partnership allows runs and offers bowls sessions to beginners in the sport at park sites across the Borough to try and engage and promote the sport to differing individuals, with an aim to continue to grow the bowls community and bring more members to the local clubs.

### **Future demand**

The BCGBA is actively working to negate the stereotype that bowls is a sport for the older generation. As such, it is taking active steps at a County and National level to encourage younger players. The future growth for the sport is therefore in a state of flux due to the growing professionalism of the NGB.

Of responding clubs, eight clubs (66%) highlight aspirations to increase membership, however, none specifically quantify this with a number of members.

It should be noted that Causeway End BC and Queen's Park BC highlight concerns around sustainability if they were to lose more members.

# BURNLEY BOROUGH COUNCIL

## PLAYING PITCH & OUTDOOR SPORTS STRATEGY

### ***Latent demand***

Sport England's Market Segmentation Tool enables analysis of 'the percentage of adults that would like to participate in bowls but are not currently doing so'. The tool identifies latent demand of 159 people who would like to participate in the sport within Burnley.

This amount of latent demand is considered typical when comparing it against the surrounding local authorities identified in the table overleaf.

*Table 9.7: Latent demand for bowls in Burnley and neighbouring local authorities*

<b>Neighbouring Local Authority</b>	<b>Latent demand for bowls</b>
<b>Burnley</b>	<b>159</b>
Calderdale	364
Hyndburn	140
Pendle	166
Ribble Valley	115
Rossendale	118

Notwithstanding this, none of the bowling clubs in Burnley are reported as operating at capacity, with all clubs willing to accept new members. As such, it is considered that anyone within Burnley who would like to start participating, could do so at the clubs and greens already in existence.

### **9.4: Supply and demand analysis**

The capacity of a bowling green is very much dependent on the leagues and the day that they operate. A green may have no spare capacity on an afternoon or evening when a popular league operates but may be unused for the rest of the week. However, in many cases, greens are used during the afternoons by Club members who bowl socially, with access a potential issue during peak times if membership is particularly high.

Bowling clubs are generally considered viable if they have the appropriate level of membership to sustain their bowling green and accompanying ancillary facilities. Therefore, clubs that have lower levels of participation may have issues maintaining their provision.

Two clubs indicate through consultation that they are operating below or close to 20 members, which the BCGBA identifies as a number required to ensure that a green is sustainable. The clubs are:

- ◀ Padiham BC (12 members)
- ◀ Causeway End BC (20 members)
- ◀ Scott Park BC (21 members)

These clubs should be closely monitored to ensure membership figures do not decrease to a level where they cannot effectively maintain green and ancillary provision quality. They should also be focus clubs for increasing participation.

Conversely, those clubs which have a substantial level of demand also need to be monitored to ensure they have the appropriate quantity and quality of provision. The BCGBA identifies that clubs operating with a membership of over 60 members per green could have capacity issues. St Andrews's BC is the only club operating with memberships of 60 or above.

All remaining clubs are considered to be adequately catered for and sustainable, taking into account both current and future demand. Emphasis in this regard should therefore be on

## BURNLEY BOROUGH COUNCIL PLAYING PITCH & OUTDOOR SPORTS STRATEGY

---

supporting clubs with aspirations to improve their sites as this will likely improve the capacity for the provision to accommodate increased levels of demand.

### 9.5: Conclusion

There is currently sufficient capacity for crown bowling greens to meet both current and future demand.

Padiham BC, Causeway End and Scott Park bowling clubs require support to ensure that they remain viable despite a low membership base.

Conversely, St Andrew's BC is operating at the recommended capacity levels and therefore need to be monitored to ensure that supply remains adequate. There may be a need for these clubs to access a second green elsewhere to meet demand in future.

Of the 13 responding clubs eight highlight aspirations to increase membership. As 66% of responding clubs are willing to accept new members, it is considered that any future and latent demand can generally be accommodated at clubs and greens already in existence.

#### **Bowls summary**

- ◀ **There is currently sufficient capacity for crown bowling greens to meet both current and future demand.**
- ◀ **There are three bowling clubs with *circa* 20 members or fewer which require support to ensure that they remain viable despite a low membership base.**

#### **Bowls – supply**

- ◀ There are 18 bowling greens in Burnley located across 13 sites.
- ◀ There are double green sites at Queens Park (Burnley), Ightenhill Park, Stoneyholme BC, Towneley Park Causeway End.
- ◀ A further two greens at Barden Gardens are identified as being disused.
- ◀ There are eight bowling greens in Burnley which are owned and managed by bowls clubs.
- ◀ The Council currently owns and manages ten operational greens across the Borough. Of these, three clubs, Stoneyholme BC, Queensgate BC and Briercliffe BC (Briercliffe Memorial Bowling Club) report that they have lease agreements for use of their greens.
- ◀ Following a non-technical assessment of greens in Burnley and cross referencing the findings against club consultation, most greens (ten or 55%) are rated as standard quality, with eight greens rated as good quality and no greens rated as poor quality.
- ◀ Ighten Mount BC is the only green with sports lighting in the Borough.

#### **Bowls – demand**

- ◀ There are 13 bowling clubs playing in Burnley. Where known, membership of these clubs' totals 376 with the average number of members being 31.
- ◀ Of responding clubs, eight clubs (66%) highlight aspirations to increase membership, however, none specifically quantify this with a number of members.
- ◀ The Burnley Sports Partnership supports the development of bowls within the Borough.
- ◀ Sport England's Market Segmentation Tool enables analysis of 'the percentage of adults that would like to participate in bowls but are not currently doing so'. The tool identifies latent demand of 159 people who would like to participate in the sport within Burnley.

#### **Bowls – capacity**

- ◀ St Andrews BC is operating at or above recommended capacity levels, with usage needing to be monitored to ensure that supply remains adequate.



# BURNLEY BOROUGH COUNCIL PLAYING PITCH & OUTDOOR SPORTS STRATEGY

## PART 10: GOLF

### 10.1: Introduction

Golf is the fifth largest participation sport in England, with around 730,000 members belonging to one of 1,800 affiliated clubs and a further two million people playing independently outside of club membership.

More than more than four million people have played golf on a full-length course in the last 12 months – this is an increase on previous years and highlights a growing golf participation market. Other notable figures regarding golf club participation in the last 12 months suggest a large and growing market of new and existing golfers:

- ◀ 2.6 million have used driving ranges
- ◀ 2.1 million played a short course
- ◀ 3.7 million played pitch & putt
- ◀ 6.8 million have been to Adventure Golf facility

Nationally, the sport is governed by England Golf. Its role includes providing competitions for players of all ages and abilities, identifying and developing the most talented golfers, maintaining a uniform system of handicapping, administering and applying the rules, and introducing new golfers via its initiatives such as 'Get into Golf'.

### Consultation

This section was informed via consultation with England Golf, which provided information relating to all facilities and clubs within Burnley.

### 10.2: Supply

There are three different types of golf facilities recognised by Sport England and governed by England Golf, as defined in the table below. Facilities such as pitch and putt courses and miniature/crazy golf courses are not included as these are not considered to be traditional formats of the game and are not comparable offerings.

*Table 10.1: Definitions of golf facilities*

Facility type	Description
Standard	A standard par course, with a minimum of 9 holes but normally associated with 18-hole courses; many 9-hole courses have different tee boxes which allow the provision to be played as an 18-hole course. Some courses provide 27 holes, with any two loops of 9-holes played to make up an 18-hole round.
Par 3	Shorter length of holes than a standard course, with no hole longer than Par 3. Most likely to be a 9-hole course although 18-hole offerings do exist. Does not include pitch and putt courses, which are even shorter offerings and are not considered to be a traditional version of the sport.
Driving Range	Includes covered and uncovered driving range bays but not practice areas within golf courses; ranges are based on the hiring of balls, with users not required to retrieve, whereas practice areas are generally for members to use with their own balls (although a growing number have dispensers). Does not include 'entertainment' ranges or virtual offerings, although some driving ranges have expanded to also provide these features.



## BURNLEY BOROUGH COUNCIL PLAYING PITCH & OUTDOOR SPORTS STRATEGY

---

Within Burnley, there are three golf venues that provide facilities conforming with the above definitions, as identified in Figure 10.1 and Table 10.2 below. Two, of which, are located in the East Burnley & Cliviger Analysis Area, whilst one is located in the North Burnley Analysis Area.

### *Disused provision*

There is a disused nine-hole Par 3 course in Burnley known as Brunshaw Golf Course (BB10 4SD). The course has not been maintained or available as a functional golf facility since 2019.

*Figure 10.1: Location of golf courses in Burnley*

*To be added in a later draft*

*Table 10.2: Golf facilities within Burnley*

Site ID	Site name	Postcode	Analysis area
33	Prairie Sports Village	BB10 2FU	North Burnley
85	Towneley Golf Club	BB11 3ED	East Burnley & Cliviger
86	Burnley Golf Club	BB11 3RW	East Burnley & Cliviger

# BURNLEY BOROUGH COUNCIL PLAYING PITCH & OUTDOOR SPORTS STRATEGY

## Standard hole golf courses

Two golf sites within Burnley provide standard hole courses, with an 18-hole course provided at both Towneley Golf Club and Burnley Golf Club.

Table 10.3: Summary of standard hole provision in Burnley

Site ID	Site name	Holes	Par	Yardage <sup>47</sup>			Slope rating
85	Towneley Golf Club	18	70	5,918	5,612	4,985	119-122
86	Burnley Golf Club	18	69	5,925	5,635	5,112	126-135

Of the two 18 holes courses, Burnley Golf Club provides the longest offering, although both are in the range of what you would expect from traditional provision. Shorter courses tend to offer some variety that may appeal more so to a defined market that would not feel comfortable playing lengthier provision e.g. beginner and/or casual golfers.

Consideration may also need to be given to Nelson Golf Club, which provides a standard 18-hole course. This is located in Pendle but is in close proximity to Burnley and is therefore likely to cater for significant demand from the Borough.

## Slope ratings

Slope ratings are new to golf across the World. The intention is for them to allow the handicap system to reflect course difficulty and the difference in difficulty for all players compared to scratch golfers. In effect, this enables each player to have a handicap that will vary from course-to-course, depending on difficulty, as well as a general handicap.

The maximum slope rating is 155, whereas the minimum is 55. The standard difficulty is considered to be 113, which means that both the courses in Burnley are considered to be more difficult than the mean.

## Par 3 golf holes

Most commonly, Par 3 provision is used by beginner and casual players, although they are also frequented by more traditional golfers wanting to practice their short game. That being said, there are no Par 3 golf courses provided in Burnley. As mentioned above there is a disused par three golf course at Brunshaw Golf Course. in the Borough, however this has not been maintained or been available for Golf since 2019.

## Driving range bays

Prairie Sports Village provides a covered 18-bay driving range. This is available for anyone to use on a pay and play basis and the provision is serviced by floodlighting to allow all-year round and late evening usage.

Table 10.3: Summary of driving range bays in Burnley

Site ID	Site name	No. of bays	Floodlit?	Pay and play?
33	Prairie Sports Village	18	Yes	Yes

<sup>47</sup> White denotes Championship tees, yellow denotes men's tees and red denotes ladies' tees.

## BURNLEY BOROUGH COUNCIL PLAYING PITCH & OUTDOOR SPORTS STRATEGY

Nationally, many driving range providers are updating their facilities with modern technology in a bid to increase demand, such as through the installation of automatic tees or via entertainment systems such as TopTracer and FlightScope. Such provision allows for users to simulate playing on courses across the world and provides ball tracking and statistical feedback. The driving range at Praire Sports Village is powered by TopTracer.

### **Management and ownership**

There are three main types of ownership and management models of golf facilities in England; members clubs, proprietary clubs and municipal facilities, as summarised in the table below.

*Table 10.4: Types of ownership and management of golf facilities*

<b>Management type</b>	<b>Description</b>
<b>Members</b>	Traditionally owned by members and run by committees. They are likely to hire caterers and green staff. Most members' clubs offer some level of pay and play and encourage golf societies but are mostly focused on membership numbers.
<b>Proprietary</b>	Owned or managed by businesses or individuals, these can include country club type facilities at the high end of the golfing market alongside more localised facilities. Many have clubs operating within them but can also take a much more relaxed attitude to dress and traditions of golf. Pay and play opportunities tend to be a key feature of the business plan.
<b>Municipal</b>	These are generally owned by a local authority, although in a growing number of instances, management has been contracted and externalised to private companies. Due to a lack of financial viability, many have closed across the Country in recent years and many that remain are under threat.

It is recognised that members clubs and visitors to such clubs are normally expected to dress appropriately, have a registered handicap certificate (a certificate issued by the Council of National Golf Unions (CONGU)) and be familiar with the rules and etiquette of the game. This is not uncommon at some proprietary clubs, but municipal courses tend to be more relaxed and do not require people to have handicaps, making golf much more accessible.

Consequently, municipal courses are, in many instances, seen as entry level facilities, with players using them before having the confidence to move on to a members' or high-end proprietary club (although many people can and do stay attached to a particular course). They also tend to offer a more affordable golfing experience.

The business model for members clubs tends to rely heavily on income through membership subscriptions and use of ancillary facilities, rather than from pay and play usage, although attention has somewhat switched at many sites in recent years due to demand falling. The same can be said for some proprietary clubs, although, in general, more emphasis is placed on supplementing regular activity with green fee sales. Conversely, municipal sites have always been heavily reliant on visitors even though membership packages are normally available (often in the shape of season tickets). On occasion, these can be linked to access to other local authority operated sports facilities, such as leisure centres and swimming pools.

Despite the above generalisations, each golf facility, regardless of management type, will have its own processes in terms of how much focus is placed on membership and pay and play usage, or whether it equally encourages both. There is no correct way to run a site. A club that focuses on members has guaranteed income, but this can often deter more casual players or nomadic golfers through, for example, a lack of peak time availability.

## BURNLEY BOROUGH COUNCIL PLAYING PITCH & OUTDOOR SPORTS STRATEGY

---

In contrast, a site that depends on visitors can struggle to be viable if there are spells of inclement weather during summer months and can discourage people that want to be part of a club environment.

In Burnley, there is one member's course (Towneley Golf Club), one proprietary course (Burnley Golf Club) and one municipal driving range facility (Prairie Sports Village) as shown below.

*Table 10.5: Summary of ownership/management in Burnley*

Site ID	Site name	Management type
33	Prairie Sports Village	Municipal
85	Towneley Golf Club	Members
86	Burnley Golf Club	Proprietary

### **Pricing**

A key issue for the wider golf population is whether golf courses are available to the general population at a price point which is accessible to the majority of residents. Better quality courses tend to cost more to use, whilst 18-hole provision is generally more expensive to access than 9-hole provision.

Nationally, over the past few years, many facilities have altered their pricing structures to allow for discounts following a previous decline in golf membership. England Golf has positively encouraged this as its view is that clubs are more likely to experience growth when flexible packages are available. For instance, some now offer five and/or six day memberships (whereby members can access the course on specific days but not on one or both weekend days), whilst others provide discounts that are no longer limited solely to junior players (e.g. discounts for those aged 18-21 and 21-30 or for those aged 65 and over). In the past, it was common for many clubs to have waiting lists in place for membership, but this has become rare in the present day.

Declining membership also means that there is now a growing number of facilities openly encouraging pay and play visitors, with the number of nomadic golfers on the rise. Whilst this has always been the case at some venues, other, more membership orientated sites were previously reluctant to promote green fee usage as capacity simply did not exist. Now, green fee pricing has generally reduced and discounts are being offered to drive demand, especially outside of peak time hours and to accommodate larger groups. However, this situation is more acute at lower grade clubs than at higher grade clubs, where high quality can enable a provider to maintain a premium price.

England Golf reports that the average cost of a full adult membership across the Country is currently £901.00. In Burnley, both Towneley Golf Club and Burnley Golf Club operate below this figure, with costs at the former equating to £490 per year and costs at the latter amounting to £862 per year. This suggests that both facilities are relatively low-end.

Green fees are available at both 18-hole course sites, although Towneley Golf Club and Burnley Golf Club do not actively offer Saturday access due to tee times generally being reserved for competitions.

# BURNLEY BOROUGH COUNCIL

## PLAYING PITCH & OUTDOOR SPORTS STRATEGY

Table 10.6: Pricing structures at golf facilities within Burnley

Site ID	Site name	Joining fee	Full membership (per year)	Green fee (per round) <sup>48</sup>	
				Weekday	Weekend
33	Prairie Sports Village	N/A	£100	N/A	N/A
85	Towneley Golf Club	N/A	£490	£19.00	£19.00
86	Burnley Golf Club	N/A	£862	£22.50	£27.50

In addition to the £100 annual membership at the Prairie Sports Village Driving Range, it is also accessible for pay and play usage. It costs £6 for 50 balls or £8 for 100 balls, with 20% reductions in place for those with a membership.

### Quality

There are no official national or county golf facility rankings. Generally, the better course quality and supporting infrastructure is, the higher the joining/membership and green fees are likely to be. Some sites gain status through hosting county, national and international golf events and some tend to feature in ranking articles put together by golf magazines.

Quality of the golf courses in Burnley is relatively good across the two golf courses, with no significant issues identified. Burnley Golf Club and Towneley Golf Club are both considered to be good quality with both venues having dedicated green keeping staff which provide frequent and sophisticated maintenance regimes that operate all-year round. It should be noted however, that during periods of heavy rainfall Towneley Golf Club often has areas of standing water across the course.

The ancillary facilities are also for the most part good across Burnley, particularly at Burnley Golf Club which is accompanied by all-encompassing clubhouse that doubles up as an events venue. Golf clubs often need such revenue sources to operate effectively and the provision of a good quality, well equipped clubhouse is a key opportunity to provide a secondary income stream. This emanates from a variety of sources including bar and catering income from members and visitors as well as venue hire for special occasions including weddings, christenings and funerals.

From a golfing perspective, given the current emphasis on increasing levels of female and junior golf membership across the Country, it is also imperative that ancillary provision can adequately cater for all types of members e.g. by providing gender specific changing facilities.

### 10.3: Demand

Around 2004, participation in golf began declining; however, recent signs show that the reduction has not only levelled off but that demand has started to increase, especially following the lifting of Covid-19 restrictions, both in 2020 and 2021. As one of the first sports to be allowed on both occasions, people have been able to play whilst maintaining social distancing and England Golf has provided very clear guidance as to how this should manifest itself (e.g. by not allowing the flag to be taken out or rakes to be used). Some courses have reported a near doubling of usual demand compared to pre-pandemic levels, highlighting that a significant opportunity now exists to retain increased participation in the long-term.

<sup>48</sup> Where more than one course is provided, the price displayed is for the larger course.

# BURNLEY BOROUGH COUNCIL PLAYING PITCH & OUTDOOR SPORTS STRATEGY

---

## **Membership**

England Golf suggests that the average membership of a golf club nationally is 386, which is based on a central national handicap platform.

In Burnley, the table below provides the most recent membership numbers at the golf facilities within the Borough, based on latest England Golf affiliation data.

*Table 10.7: Summary of golf membership within Burnley*

Site ID	Site name	No. of members
85	Towneley Golf Club	398
86	Burnley Golf Club	N/A

Towneley Golf Club is operating marginally above the national average for membership, with 398 members. Attempts have been made to contact Burnley Golf Club to gain membership numbers, however, have been unsuccessful.

As part of consultation with England Golf, it reports that the average of the two clubs for membership is 303, which sees the Boroughwide membership fall significantly below the national average.

It should be noted that after consultation with Burnley Leisure, which manages Prairie Sports Village Driving Range, reports a weekly figure of 278 people accessing it.

## **Membership trends**

In line with a national trend of increasing membership, membership on a Boroughwide level have increased since 2018 and significantly so, with an increase of 17% more members now attached to the clubs in Burnley.

## **Pay and play**

Pay and play usage has generally increased across England in recent years. Pay and play usage figures across Burnley have been provided by Burnley Leisure for Towneley Golf Club, which highlights that on an average week 159 of the 244 slots available for pay and play are booked, which represents 65% of available slots.

## **Unmet demand**

Unmet demand is existing demand that is not getting access to golf facilities. This could be reflected via a waiting list at a club, although it is likely that people on a waiting list are still playing golf elsewhere, either via membership of another club or through pay and play access. As such, unmet demand in Burnley is considered to be very minimal, with none of the sites having any known capacity concerns.

## **Latent demand**

Latent demand is demand for golf that is not currently being realised. This could be for numerous reasons, such as time constraints, financial reasons and a lack of suitable, available provision. To that end, Sport England's Segmentation Tool enables analysis of 'the percentage of adults that would like to participate in golf but 'are not currently doing so'. The tool identifies latent demand of 928 people within Burnley.

## BURNLEY BOROUGH COUNCIL PLAYING PITCH & OUTDOOR SPORTS STRATEGY

---

Whilst the reasoning for the latent demand is unknown and is likely to be varied, the data does show relatively high demand which would significantly increase membership and/or pay and play usage across facilities if realised. England Golf is supportive of clubs that proactively target new audiences in an attempt to tap into such demand i.e. through developing a variety of golfing offers, coaching programmes and a range of membership options.

In addition, England Golf has a mapping tool that enables an assessment of potential demand within a 20-minute drive time of each golf facility, with the population broken down into nine golfing segments. These segments are defined to help provide an indication as to what type of golfing offer each would be most likely to access. They are:

- ◀ Relaxed members
- ◀ Older traditionalists
- ◀ Younger traditionalists
- ◀ Younger fanatics
- ◀ Younger actives
- ◀ Late enthusiasts
- ◀ Occasional time pressed
- ◀ Social couples
- ◀ Casual fun

Across Burnley, Burnley Golf Club is identified as having the largest potential demand, with 102,768 people falling within the segments within a 20-minute drive time, whilst Towneley Golf Club has 84,234 people within the catchment time.

The demand for each of the sites is relatively evenly split across the nine segments; the highest demand is from “younger traditionalists” (24,649 people), whilst the lowest is from “casual fun” (17,737 people).

### ***Future demand***

England Golf has an aim to increase membership of clubs nationally from 650,000 to 675,000, representing an increase of 3.85%. If this was extrapolated to the clubs in Burnley where membership is known, total membership would increase from 398 to 413 at Towneley Golf Club an increase of 15 members. The average numbers of members in Burnley is reported as 303 by England Golf, with the aim to increase memberships by 3.85% this would see the average across the Borough rise to 315, an average increase of 12 across clubs in the Borough.

In reality, each facility will have different aspirations in terms of future growth. Nationally, many clubs, especially the most established ones, will be happy to retain current demand levels, whilst many other will be open to growing by significantly more than 3.85%. In that regard, England Golf reports that many of the clubs are proactively targeting new audiences through coaching programmes and wider range of membership and playing options.

### **10.4: Supply and demand analysis**

With only three golf facilities in Burnley, supply is relatively low. However, this is seemingly sufficient to meet demand, with a level of variety offered across the sites, with a driving range and 18-hole courses being provided at various price points and with various operational structures. As such, there is no clear requirement for additional facilities, although it is imperative that the three existing sites are protected.



## BURNLEY BOROUGH COUNCIL PLAYING PITCH & OUTDOOR SPORTS STRATEGY

---

Whilst there are no municipal or Par 3 offerings, it must be noted that users of golf facilities do not tend to take into account local authority boundaries, perhaps more so than users of most other sports facilities. Often, players are happy to travel further distances to access a site that best suits their needs, whether that be due to, for example, cost, difficulty or social interaction. As such, whilst there are clear gaps within the golfing market in Burnley, it does not necessarily represent an issue as those gaps can and are being filled by neighbouring local authorities.

With significant latent demand identified, emphasis should not only be placed on protecting the facilities that are provided, but to future increase demand levels. England Golf can assist in this regard, primarily through a variety of tools that can be used to better understand the local market. There may also be opportunities for clubs across the area to work more collaboratively in terms of creating pathways where appropriate to collectively cater for all types of players.

### 10.5: Conclusion

It is considered that the current supply of facilities in Burnley is sufficient to cater for current demand. There is a range of facilities on offer within the Borough, with two 18-hole courses from different management structures and one municipal driving range. Although there is no 9-hole course in Burnley it is considered that there is no issue due to this gap being filled by 9-hole courses in neighbouring local authorities.

#### **Golf – supply and demand summary**

- ◀ **With only three golf facilities in Burnley, supply is relatively low. However, this is seemingly sufficient to meet demand, with a level of variety offered across the sites, with a driving range and 18-hole courses being provided at various price points and with various operational structures.**

#### **Golf – supply summary**

- ◀ There are currently three golf sites in Burnley.
- ◀ There is a disused nine-hole Par 3 course in Burnley known as Brunshaw Golf Course (BB10 4SD). The course has not been maintained or available as a functional golf facility since 2019.
- ◀ Two golf sites within Burnley provide standard hole courses, with an 18-hole course provided at both Towneley Golf Club and Burnley Golf Club.
- ◀ Prairie Sports Village provides a covered 18-bay driving range. This is available for anyone to use on a pay and play basis and the provision is serviced by floodlighting to allow all-year round and late evening usage.
- ◀ England Golf reports that the average cost of a full adult membership across the Country is currently £901.00. In Burnley, both Towneley Golf Club and Burnley Golf Club operate below this figure, with costs at the former equating to £490 per year and costs at the latter amounting to £862 per year.

#### **Golf – demand summary**

- ◀ Towneley Golf Club is operating marginally above the national average for membership, with 398 members. Attempts have been made to contact Burnley Golf Club to gain membership numbers, however, have been unsuccessful.
- ◀ It should be noted that after consultation with Burnley Leisure, which manages the driving range at Prairie Sports Village, it reports of a weekly figure of 278 people accessing the driving range onsite.
- ◀ Latent demand for golf equates to 928 people within Burnley.



# BURNLEY BOROUGH COUNCIL PLAYING PITCH & OUTDOOR SPORTS STRATEGY

## PART 11: MULTI USE GAMES AREAS

### 11.1: Introduction

Multi use games areas (MUGAs) are a reference to any sport or games areas which are often used for social and recreational sport in the community and are generally categorised into typologies, as seen in the table below.

*Table 11.1: Types of MUGAs*

Type	Surface	Characteristics	Preferred sports
Type One	Open textured porous macadam	Used for ball rebound sports. Suitable for wheelchair sports.	Tennis and netball.
Type Two			
Type Three			
Type Four	Polymeric surface over macadam base	Due to their greater shock absorbency and lower surface friction, these areas are not recommended for tennis or netball.	Football, basketball and recreational activity
Type Five	Sand based or third generation turf (3G)	Shockpad and either heavily doused with water before play or filled or dressed with sand or rubber crumb.	Formalised sports including hockey, football, American football, lacrosse and rugby.

### 11.2: Supply

Across Burnley there is a total of 28 MUGAs with most of this provision located within the North Burnley Analysis Area with nine MUGAs (32%) followed by the South Burnley with eight and then the Padiham & Hapton Analysis Area with five MUGAs (18%). The East Burnley & Cliviger Analysis Area has four (15%) MUGAs and the West Burnley Analysis Area has the fewest MUGAs with two (7%).

*Table 11.2: Summary of MUGAs and basketball courts in Manchester*

Analysis area	Number of MUGAs
North Burnley	9
Padiham & Hapton	5
East Burnley & Cliviger	4
South Burnley	8
West Burnley	2
<b>Total</b>	<b>28</b>

## BURNLEY BOROUGH COUNCIL PLAYING PITCH & OUTDOOR SPORTS STRATEGY

Table 11.3: Summary of provision

Site ID	Site	Postcode	Analysis area	Number of courts	Surface type	Sports lighting	Quality
2	Barden Gardens	BB10 1JA	North Burnley	1	Type One/Two	No	Poor
9	Briercliffe Recreation Ground	BB10 2HX	North Burnley	1	Type One/Two	Yes	Standard
26	Hapton Recreation Ground	BB11 5RG	Padiham & Hapton	2	Type One/Two	Yes	Poor
27	Lanehead/ Kibble Bank	BB10 2RQ	North Burnley	1	Type One/Two	Yes	Standard
34	Queens Park (Burnley)	BB10 3EF	North Burnley	1	Type One/Two	No	Standard
49	Worsthorne Recreation Ground	BB10 3LY	East Burnley & Cliviger	1	Type One/Two	No	Good
54	Ightenhill Park	BB12 0LH	West Burnley	1	Type One/Two	No	Standard
60	Scott Park	BB11 4JN	South Burnley	1	Type One/Two	No	Standard
71	Whittlefield Recreation Ground (Informal)	BB12 0JF	West Burnley	1	Type One/Two	No	Standard
73	Hargrove Avenue, Padiham (Informal)	BB12 8QB	Padiham & Hapton	1	Type One/Two	No	Poor
76	Rakehead Recreation Ground	BB10 1SL	North Burnley	2	Type One/Two	No	Standard
78	Mitella Street (Fulledge Recreation Ground)	BB10 4LW	East Burnley & Cliviger	1	Type One/Two	Yes	Standard
83	Padiham Leisure Centre	BB12 8EB	Padiham & Hapton	1	Type Four	Yes	Poor
87	Abel Street	BB10 1QR	North Burnley	1	Type One/Two	Yes	Poor
88	Burnley Wood Park	BB11 3HS	East Burnley & Cliviger	2	Type One/Two	Yes	Standard
89	Stoneyholme Community Centre (Byerden Holme)	BB10 1AF	North Burnley	1	Type One/Two	Yes	Poor
90	Every Street	BB11 4AJ	South Burnley	1	Type One/Two	Yes	Poor
91	Forfar Street	BB11 4ER	South Burnley	1	Type One/Two	Yes	Standard
92	Hargher Clough Park	BB11 4BA	South Burnley	2	Type One/Two	Yes	Standard
93	Healey Heights	BB11 2JH	South Burnley	1	Type One/Two	No	Standard
94	Lancaster Drive	BB12 7DU	Padiham & Hapton	1	Type One/Two	Yes	Standard
95	Piccadilly Gardens	BB11 4QF	South Burnley	1	Type One/Two	Yes	Poor
96	Vanguard Community Centre	BB11 4PZ	South Burnley	1	Type One/Two	Yes	Poor
98	Burnley Boys & Girls Club	BB10 1JQ	North Burnley	1	Type One/Two	Yes	Poor

# BURNLEY BOROUGH COUNCIL PLAYING PITCH & OUTDOOR SPORTS STRATEGY

---

## ***Future developments***

### *Football Foundation PlayZones Programme*

The Football Foundation, using investment from the Premier League, The FA and the Government via Sport England has released a new (2022) capital investment programme called the PlayZones Programme. This programme aims to engage with local communities across the Country to create outstanding sports and activity spaces and tackle inequalities in participation. The priority groups for the funding are:

- ◀ Lower socio-economic groups
- ◀ Disabled people with long term health conditions
- ◀ Women and girls
- ◀ Ethnically diverse communities

More details surrounding the aims and outcomes for the project and the requirements/stages for application can be found at: <https://footballfoundation.org.uk/playzones-programme>

In partnership with The FF, the Council is now seeking to progress a number of innovative multi use games facilities through the FF Playzone Programme. Insight from this work should be used to inform future versions of the LFFP.

In the previous Burnley LFFP, the following sites were identified for MUGA developments:

- ◀ Burnley College
- ◀ Burnley Football Club Community Sports Trust (Turf Moor)
- ◀ Burnley Boys & Girls Club
- ◀ Abel Street
- ◀ Rossendale Road
- ◀ Mitella Street
- ◀ Stoneyholme Community Centre
- ◀ Whittlefield Recreation Ground

## ***Management***

Of the 28 MUGAs across Burnley all but one is managed by the Borough Council and available as open access meaning they do not need to be booked. The one at Burnley Boys & Girls Club is managed by the Club itself. Anecdotal evidence suggests that all MUGAs are well used in the summer months for activities such as informal football, however, can be prone to vandalism.

## ***Quality***

The quality of MUGAs across Burnley has been assessed via a combination of site visits, undertaken in July 2022, using non-technical assessments to apply quality ratings as follows:

- ◀ Good
- ◀ Standard
- ◀ Poor

The percentage parameters used for the non-technical assessments were as follows: Good (>80%), Standard (50-80%), Poor (<50%).

In total across Burnley, 16 MUGAs are assessed as standard quality, whilst 11 are assessed as poor quality with significant issues surrounding grip, court markings and evidence of moss/lichen, whilst one court is assessed as good quality. The good quality court is at Worsthorne Recreation Ground and has recently been built.

# BURNLEY BOROUGH COUNCIL PLAYING PITCH & OUTDOOR SPORTS STRATEGY

Table 11.4: Summary of MUGA and basketball court quality in Burnley

Analysis area	Good	Standard	Poor
North Burnley	-	5	4
Padiham & Hapton	-	1	4
East Burnley & Cliviger	1	3	-
South Burnley	-	5	3
West Burnley	-	2	-
<b>MUGA total</b>	<b>1</b>	<b>16</b>	<b>11</b>

## Sports lighting

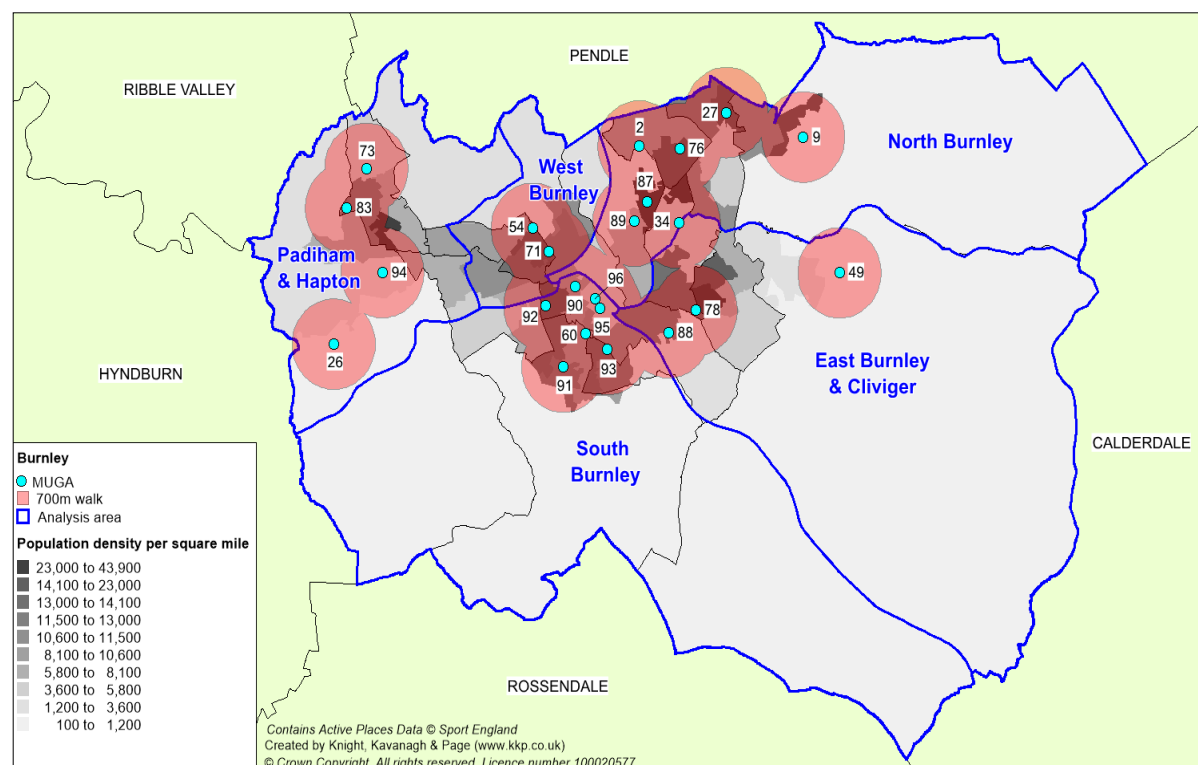
The presence of sports lighting is considered to encourage more demand as it enables evening use all year round. However, it is also acknowledged that it can also encourage higher levels of unofficial use resulting in increased anti-social behaviour, vandalism and littering. There are no community available MUGAs with sports lighting in Burnley.

## 11.3: Demand

In order to analyse the catchment for MUGA facilities in the Borough, a standards based approach has been taken from the Fields in Trust guidance<sup>49</sup>, unlike all other sections of this report, which take a non-standards based approach. The catchment guidance for MUGAs is set at 700m walking distance.

Taking this into consideration a total of 31% of the Borough's population (or 28,089 people) has no MUGA facility within the 700m metre catchment. The map can be seen in Figure 11.1.

Figure 11.1: Coverage of MUGAs across all analysis area



<sup>49</sup><https://www.fieldsintrust.org/Upload/file/guidance/guidance-for-Outdoor-Sport-and-Play-England.pdf>

# BURNLEY BOROUGH COUNCIL PLAYING PITCH & OUTDOOR SPORTS STRATEGY

Analysis suggests that East Burnley & Cliviger and Padiham & Hapton analysis areas have less than 50% of the population within a 700 metre walking distance to a MUGA. The remaining three analysis areas have over 70% of the population within a 700 metre walking distance to a MUGA.

Table 11.5: Summary of MUGA population coverage in Burnley

Analysis area	MYE 2020	Population within 700m walk of a MUGA		Population NOT within 700m walk of a MUGA	
East Burnley & Cliviger	19,212	9,332	48.6%	9,880	51.4%
North Burnley	28,326	24,358	86.0%	3,968	14.0%
Padiham & Hapton	16,161	7,990	49.4%	8,171	50.6%
South Burnley	16,555	12,020	72.6%	4,535	27.4%
West Burnley	9,090	7,555	83.1%	1,535	16.9%
<b>Burnley</b>	<b>89,344</b>	<b>61,255</b>	<b>68.6%</b>	<b>28,089</b>	<b>31.4%</b>

## 11.4: Supply & Demand

There are a range of MUGAs across the Borough, with a large percentage of the courts (20 or 74%) rated as standard quality.

At present 69% of the Borough's population are within a 700m walk of a MUGA. Of the five analysis areas, three have a good coverage, whilst the remaining two East Burnley & Cliviger and Padiham & Hapton both have less than a 50% coverage.

## 11.5: Conclusion

Against a 700m walk time catchment area there are shortfalls within the East Burnley & Cliviger and Padiham & Hapton analysis areas, with both areas having less than 50% of the population being able to access a MUGA.

The remaining three analysis areas have good coverage, with over 70% in each area. The MUGAs in these analysis areas should be protected and priority should be set on improving the quality, particularly the poor quality ones.

### Summary – Multi use games areas

- There are shortfalls within the East Burnley & Cliviger and Padiham & Hapton analysis areas against a 700m walk time catchment.

#### Supply

- Across Burnley there is a total of 28 MUGAs.
- Of the 28 MUGAs across Burnley all but one is managed by the Borough Council and available as open access meaning they do not need to be booked. The one at Burnley Boys & Girls Club is managed by the Club itself

#### Quality

- In total across Burnley, 16 MUGAs are assessed as standard quality, whilst 11 are assessed as poor quality with significant issues surrounding grip, court markings and evidence of moss/lichen, whilst one court is assessed as good quality.

#### Demand

- A total of 31% of the Borough's population (or 28,089 people) has no MUGA facility within a 700m metre catchment.
- East Burnley & Cliviger and Padiham & Hapton analysis areas have significant gaps in coverage of MUGAs. Analysis suggests that both analysis areas have less than 50% of the population within a 700 metre walking distance of a MUGA.

# BURNLEY BOROUGH COUNCIL PLAYING PITCH & OUTDOOR SPORTS STRATEGY

## PART 12: OTHER SPORTS

### 12.1: American football

American football, both contact and flag, in the UK is governed and administered by the British American Football Association (BAFA).

Adult men's contact teams play within its National Leagues (BAFANL) on Sunday afternoons and play five home fixtures per regular season with a playoff system to follow for those which qualify. Junior (U19) contact football is played as a full 11v11 format league season whilst youth (U16) contact football is played as a 5v5 format with full equipment and tackling based across a series of day tournaments as part of a festival structure.

Flag football is the fastest growing format of the game not only in Great Britain, but also across the world. Professional leagues such as the American Flag Football League (AFFL) and the newly established NFL Flag are starting to spring up. It is a high-octane, non-contact version of American football, where tackles are made by pulling off flags which all players wear on their hips.

#### *Supply*

In Burnley there are currently no American football clubs which play within the Borough. However, Burnley Tornados American Football Club and Pennine Panthers American Football Club, currently export demand outside the Borough to the neighbouring Pendle Borough to Colne and Nelson RUFC. There are currently no dedicated American football pitches in the Borough, although in England, American Football is commonly played on rugby union pitches.

In Burnley, there is just one community available rugby union pitch at Prairie Sports Village, which could be considered to support American football activity. In addition, the World Rugby compliant 3G pitch at Prairie Sports Village could support American football training and has been done on an ad-hoc basis in the past.

#### *Demand*

Burnley Tornados operate four junior teams, two flag teams at Under 12 and Under 14 and two contact teams at Under 16 and Under 19. In addition, the Club extends into adult contact American football at 8v8 level under the Pennine Panthers name. All teams home base for matches and training is Nelson and Colne Rugby Club (Pendle).

*Table 12.1: Summary of Burnley Tornados/Pennine Panthers team demand*

Team type	Training
Adult Contact Men's 8v8 (Pennine Panthers)	Sunday 10am-1pm
U19 Junior Contact	Saturday 9.30am-12.30pm
U16 Youth Contact	Saturday 9.30am-12.30pm
U14 Youth Flag	Saturday 9.30am-11.30am
U12 Cadet Flag	Saturday 9.30am-11.30am

#### *Supply and demand*

Based on the fact demand for American football is exported to the neighbouring Borough of Pendle, in conjunction with no known aspiration for this to return back into Burnley, there is no requirement to create any dedicated American football provision within the Authority. However, if demand increased, Prairie Sports Village 3G pitch could accommodate some use.

# BURNLEY BOROUGH COUNCIL

## PLAYING PITCH & OUTDOOR SPORTS STRATEGY

---

### 12.2: Rounders

Rounders England is the national governing body for the sport of rounders in England. Its key role is to co-ordinate a development network, working through local delivery partners that provides a pathway and opportunities for aspiring players to progress to whatever level of play is right for them. In addition, it provides information about the game, run coaching and umpiring courses, tournaments, sell resources and promote the sport at all levels. Its mission is to 'Connect People through Rounders' and get more people from any background playing rounders, more often.

#### Rounders in Burnley

Burnley Leisure and Burnley Rounders Club operate the Burnley Rounders League, which started operating in 2013. Within the Borough two sites are used for the League during the summer months at Prairie Sports Village and Towneley Park Playing Fields. The League operates on a central venue basis, with the Monday Night League playing at Prairie Sports Village and the Wednesday Night League playing at Towneley Park Playing Fields.

#### Supply

There are eight rounders pitches across two sites in Burnley. Burnley Leisure reports that both sites have the capacity for four marked pitches, at present three pitches are marked due to costing. The League rotates pitches throughout the summer to reduce the wear and tear on each pitch.

Table 12.2: Summary of rounders pitches in Burnley

Site ID	Site name	Analysis area	Number of pitches	Quality rating
33	Prairie Sports Village	North Burnley	4	Standard
43	Towneley Park Playing Fields	East Burnley & Cliviger	4	Good

Both of sites with rounders pitches are Council owned, with Prairie Sports Village being managed by Burnley Leisure and Towneley Park Playing Fields managed in-house by the Council. Burnley Leisure reports that due to maintenance for Cricket at Towneley Park Playing Fields, the grass is cut short and therefore are more suitable for rounders activity. It suggests that the grass on the pitches at Prairie Sports Village are long and therefore aren't as suitable for rounders.

There is no league requirement for sites to have changing facilities or toilets. However, toilets are on offer at both sites.

#### Future supply

Burnley Leisure reports that a team has recently been established in Padiham. As the League looks to grow it has plans to target more teams to be established around the Padiham Area. To ensure these clubs are not travelling as often it has started initial conversations with the Council around the marking of a rounders pitch at Fennyfolds Playing Fields, it suggests that if this is agreed it is likely to increase rounders activity in the Padiham Area.



# BURNLEY BOROUGH COUNCIL

## PLAYING PITCH & OUTDOOR SPORTS STRATEGY

---

### ***Demand***

There are currently 17 rounders teams which play within the Burnley Rounders League. At present, seven teams play in the Monday League at Prairie Sports Village, whilst ten teams play in the Wednesday League at Towneley Park Playing Fields. Burnley Leisure reports that since the Covid-19 Pandemic the League has lost close to 50% of its teams, with upwards of 30 teams previously participating in the League, it does however suggest that it had started to see a drop in teams in the summer of 2019.

Burnley Rounders Club is currently working with Rounders England to gain a grant to help increase rounders participation in the Borough. It plans to establish a Junior Rounders League for Under 13s, whilst also introducing an introduction and return to rounders session.

### ***Conclusion***

In conclusion, demand for rounders can be sufficiently accommodated at current sites across Burnley. Burnley Leisure suggests that each pitch can accommodate two matches per evening. Therefore, the current pitches in Burnley can accommodate up to 32 teams and therefore the Burnley Rounders League could grow by up to 15 teams.

#### **Other sports – supply and demand summary**

- ◀ **Levels of provision for American Football and Rounders is considered sufficient to meet current and future levels of demand.**

#### **Other sports – supply summary**

- ◀ In Burnley there are currently no American Football Club's which play within the Borough. As a result, there are currently no dedicated American football pitches in the Borough.
- ◀ There are eight rounders pitches across two sites in Burnley. Burnley Leisure reports that both sites have the capacity for four marked pitches, at present three pitches are marked due to costing. The League rotates pitches throughout the summer to reduce the wear and tear on each pitch.

#### **Other sports– demand summary**

- ◀ Burnley Tornados operate four junior teams, two flag teams at Under 12 and Under 14 and two contact teams at Under 16 and Under 19. In addition, the Club extends into adult contact American football at 8v8 level under the Pennine Panthers name. All teams home base for matches and training is Nelson and Colne Rugby Club (Pendle).
- ◀ There are currently 17 rounders teams which play within the Burnley Rounders League. At present, seven teams play in the Monday League at Prairie Sports Village, whilst ten teams play in the Wednesday League at Towneley Park Playing Fields.
- ◀ Burnley Leisure reports that since the Covid-19 Pandemic the League has lost close to 50% of its teams, with upwards of 30 teams previously participating in the League, it does however suggest that it had started to see a drop in teams in the summer of 2019.
- ◀ Burnley Rounders Club is currently working with Rounders England to gain a grant to help increase rounders participation in the Borough. It plans to establish a Junior Rounders League for Under 13s, whilst also introducing an introduction and return to rounders session.

### APPENDIX 1: SPORTING CONTEXT

The following section outlines a series of national, regional and local policies pertaining to the study and which will have an important influence on the Strategy.

#### National context

The provision of high quality and accessible community outdoor sports facilities at a local level is a key requirement for achieving the targets set out by the Government and Sport England. It is vital that this strategy is cognisant of and works towards these targets in addition to local priorities and plans.

#### ***Department of Media Culture and Sport Sporting Future: A New Strategy for an Active Nation (2015)***

The Government published its strategy for sport in December 2015. This strategy confirms the recognition and understanding that sport makes a positive difference through broader means and that it will help the sector to deliver five simple but fundamental outcomes: physical health, mental health, individual development, social and community development and economic development. In order to measure its success in producing outputs which accord with these aims it has also adopted a series of 23 performance indicators under nine key headings, as follows:

- ◀ More people taking part in sport and physical activity.
- ◀ More people volunteering in sport.
- ◀ More people experiencing live sport.
- ◀ Maximising international sporting success.
- ◀ Maximising domestic sporting success.
- ◀ Maximising domestic sporting success.
- ◀ A more productive sport sector.
- ◀ A more financially and organisationally sustainable sport sector.
- ◀ A more responsible sport sector.

#### ***Sport England: Uniting the Movement 2021***

Sport and physical activity has a big role to play in improving the physical and mental health of the nation, supporting the economy, reconnecting communities and rebuilding a stronger society for all. From this notion, Sport England has recently released its new strategy, Uniting the Movement, its 10-year vision to transform lives and communities through sport and physical activity.

It seeks to tackle the inequalities long seen in sport and physical activity. Providing opportunities to people and communities that have traditionally been left behind, and helping to remove the barriers to activity, has never been more important.

There are three key objectives to the Strategy:

- ◀ Advocating for movement, sport and physical activity.
- ◀ Joining forces on five big issues
- ◀ Creating the catalyst for change

In particular, the five big issues are identified where the greatest potential is seen for preventing and tackling inequalities in sport and physical activity. Each one is a building block that, on its own, would make a difference, but together, could change things profoundly:

## BURNLEY BOROUGH COUNCIL PLAYING PITCH & OUTDOOR SPORTS STRATEGY

---

**Recover and reinvent:** Recovering from the biggest crisis in a generation and reinventing as a vibrant, relevant and sustainable network of organisations providing sport and physical activity opportunities that meet the needs of different people.

**Connecting communities:** Focusing on sport and physical activity's ability to make better places to live and bring people together.

**Positive experiences for children and young people:** Unrelenting focus on positive experiences for all children and young people as the foundations for a long and healthy life.

**Connecting with health and wellbeing:** Strengthening the connections between sport, physical activity, health and wellbeing, so more people can feel the benefits of, and advocate for, an active life.

**Active environments:** Creating and protecting the places and spaces that make it easier for people to be active.

The specific impact of the Strategy will be captured through programmes funded, interventions made, and partnerships forged. For each specific area of action, a set of key performance indicators will be developed. This hybrid approach will help evidence the overall progress being made by all those involved in supporting sport and physical activity.

### ***National Planning Policy Framework (updated 2021)***

The National Planning Policy Framework (NPPF) sets out The Government's planning policies for England. It also provides a framework for local people and their councils to produce distinct local and neighbourhood plans, reflecting the needs and priorities of local communities.

The NPPF states the purpose of the planning system is to contribute to the achievement of sustainable development. It identifies that the planning system needs to focus on three themes of sustainable development: economic, social and environmental. A presumption in favour of sustainable development is a key aspect for any plan-making and decision-taking processes. In relation to plan-making the NPPF sets out that Local Plans should meet objectively assessed needs.

The 'promoting healthy communities' theme identifies that planning policies should be based on robust and up-to-date assessments of the needs for open space, sports and recreation facilities and opportunities for new provision. Specific needs and quantitative or qualitative deficiencies or surpluses in local areas should also be identified. This information should be used to inform what provision is required in an area.

As a prerequisite the NPPF states existing open space, sports and recreation buildings and land, including playing fields, should not be built on unless:

- ◀ An assessment has been undertaken, which has clearly shown that the open space, buildings or land is surplus to requirements.
- ◀ The loss resulting from the proposed development would be replaced by equivalent or better provision in terms of quantity and quality in a suitable location.
- ◀ The development is for alternative sports and recreational provision, the needs for which clearly outweigh the loss.

In order for planning policies to be 'sound' local authorities are required to carry out a robust assessment of need for open space, sport and recreation facilities.

# BURNLEY BOROUGH COUNCIL

## PLAYING PITCH & OUTDOOR SPORTS STRATEGY

---

### ***The FA National Football Facilities Strategy (2018-2028)***

The Football Association's (FA) National Football Facilities Strategy (NFFS) provides a strategic framework that sets out key priorities and targets for the national game (i.e., football) over a ten-year period.

The Strategy sets out shared aims and objectives it aims to deliver on in conjunction with The Premier League, Sport England and the Government, to be delivered with support of the Football Foundation.

These stakeholders have clearly identified the aspirations for football to contribute directly to nationally important social and health priorities. Alongside this, the strategy is clear that traditional, affiliated football remains an important priority and a core component of the game, whilst recognising and supporting the more informal environments used for the community and recreational game.

Its vision is: *"Within 10 years we aim to deliver great football facilities, wherever they are needed"*

£1.3 billion has been spent by football and Government since 2000 to enhance existing football facilities and build new ones. However, more is needed if football and Government's shared objectives for participation, individual well-being and community cohesion are to be achieved. Nationally, direct investment will be increased – initially to £69 million per annum from football and Government (a 15% increase on recent years).

The NFFS investment priorities can be broadly grouped into six areas, recognising the need to grow the game, support existing players and better understand the different football environments:

- ◀ **Improve 20,000 Natural Turf pitches**, with a focus on addressing drop off due to a poor playing experience;
- ◀ **Deliver 1,000 3G AGP 'equivalents'** (mix of full size and small sided provision, including MUGAs - small sided facilities are likely to have a key role in smaller / rural communities and encouraging multi-sport offers), enhancing the quality of playing experience and supporting a sustainable approach to grass roots provision;
- ◀ **Deliver 1,000 changing pavilions/clubhouses**, linked to multi-pitch or hub sites, supporting growth (particularly in women and girls football), sustainability and providing a facility infrastructure to underpin investment in coaching, officials and football development;  
**Support access to flexible indoor spaces**, including equipment and court markings, to support growth in futsal, walking football and to support the education and skills outcomes, exploiting opportunities for football to positively impact on personal and social outcomes for young people in particular;
- ◀ **Refurbish existing stock to maintain current provision**, recognising the need to address historic under-investment and issues with refurbishment of existing facilities;
- ◀ **Support testing of technology and innovation**, building on customer insight to deliver hubs for innovation, testing and development of the game.

### *Local Football Facility Plans*

To support in delivery of the NFFS, The FA has commissioned a national project. To 2020, a LFFP will be produced for every local authority across England. Each plan will be unique to its area as well as being diverse in its representation, including currently underrepresented communities.

## BURNLEY BOROUGH COUNCIL PLAYING PITCH & OUTDOOR SPORTS STRATEGY

---

Identifying strategic priorities for football facilities across the formal, recreational and informal game, LFFPs will establish a ten-year vision for football facilities that aims to transform the playing pitch stock in a sustainable way. They will identify key projects to be delivered and act as an investment portfolio for projects that require funding. As such, around 90% of all will be identified via LFFPs. LFFPs will guide the allocation of 90% of national football investment (The FA, Premier League and DCMS) and forge stronger partnerships with local stakeholders to develop key sites. This, together with local match-funding will deliver over one billion pounds of investment into football facilities over the next 10-years.

It is important to recognise that a LFFP is an investment portfolio of priority projects for potential investment - it is not a detailed supply and demand analysis of all pitch provision in a local area. Therefore, it cannot be used as a replacement for a Playing Pitch Strategy (PPS) and it will not be accepted as an evidence base for site change of use or disposal.

A LFFP will; however, build on available/existing local evidence and strategic plans and may adopt relevant actions from a PPS and/or complement these with additional investment priorities.

### ***The FA: Time for Change Strategy (2020-24)***

The FA launched its new National Game Strategy in January 2021 which aims to 'unite the game and inspire the nation'. It will do this in two ways, by 'changing the game to maximise its impact' and by 'serving the game to deliver football for all'.

To achieve this, the strategy will focus on six Game Changer objectives, to change the fabric of the game and tackle long-term issues, to make the largest possible impact in the years ahead:

- ◀ Win a major tournament
- ◀ Service > two million through a transformed media platform
- ◀ Ensure equal opportunities for every girl
- ◀ Delivery of 5,000 quality pitches
- ◀ A game free of discrimination
- ◀ Maximise the appeal and revenue of the FA cups and BFAWSL

These are underpinned by eight Serve objectives, ensuring maintenance of brilliant business-as-usual services to support the growing and evolving needs of the game:

- ◀ Trusted, progressive regulation and administration
- ◀ Safe and inclusive football pathways and environment
- ◀ Personalised and connected learning experiences
- ◀ Maximum investment into the game
- ◀ Diverse, high-performing workforce and inclusive culture
- ◀ World class venues and events
- ◀ Strong reputation and clear brand identity
- ◀ Technology enabled and insight driven

# BURNLEY BOROUGH COUNCIL

## PLAYING PITCH & OUTDOOR SPORTS STRATEGY

---

### ***England and Wales Cricket Board (ECB) Inspiring Generations (2020-2024)***

The England and Wales Cricket Board unveiled a new strategic plan in 2019. The strategic plan aims to connect communities and improve lives by inspiring people to discover and share their passion for cricket

The plan sets out six important priorities and activities, these are:

- ◀ ***Grow and nurture the core***
  - ◀ Create an infrastructure investment fund for First Class County Clubs (FCCs)
  - ◀ Introduce a new Community Investment Funding for FCCs and County Cricket Boards (CCBs)
  - ◀ Invest in club facilities
  - ◀ Develop the role of National Counties Cricket
  - ◀ Further invest in County Competitions
  
- ◀ ***Inspire through elite teams***
  - ◀ Increase investment in the county talent pathway
  - ◀ Incentivise the counties to develop England Players
  - ◀ Drive the performance system through technology and innovation
  - ◀ Create heroes and connect them with a new generation of fans
  
- ◀ ***Make cricket accessible***
  - ◀ Broaden crickets appeal through the New Competition
  - ◀ Create a new digital community for cricket
  - ◀ Install non-traditional playing facilities in urban areas
  - ◀ Continue to deliver South Asian Action Plans
  - ◀ Launch a new participation product, linked to the New Competition
  
- ◀ ***Engage children and young people***
  - ◀ Double cricket participation in primary schools
  - ◀ Deliver a compelling and coordinated recreational playing offer from age five upwards
  - ◀ Develop our safeguarding to promote safe spaces for children and young people
  
- ◀ ***Transform women's and girls' cricket***
  - ◀ Grow the base through participation and facilities investment
  - ◀ Launch centres of excellence and a new elite domestic structure
  - ◀ Invest in girls' county age group cricket
  - ◀ Deliver a girls' secondary school programme
  
- ◀ ***Support our communities***
  - ◀ Double the number of volunteers in the game
  - ◀ Create a game-wide approach to Trust and Foundations through the cricket network
  - ◀ Develop a new wave of officials and community coaches
  - ◀ Increase participation in disability cricket

### ***Rugby Football League Strategic Plan 2015 – 2021***

The RFL's most recent strategy aims to establish rugby league as "a growing sport, available throughout the country, that is recognised as providing positive experience for all participants and spectators, in environments that are welcoming, inclusive, vibrant, safe and comfortable - encouraging people to return again and again, featuring:

- ◀ Financially viable and sustainable professional clubs creating stable employment opportunities, showcasing local, national and international playing talent, and leading the sport's development - and making a difference - in their own communities;



## BURNLEY BOROUGH COUNCIL PLAYING PITCH & OUTDOOR SPORTS STRATEGY

---

- ◀ Welcoming community clubs, putting players first, offering recreational enjoyment for children and adults alike in a safe and inclusive environment;
- ◀ A central organisation that stands out for excellence, innovation, mutual respect, integrity and inclusion that understands its role in servicing the wider sport;
- ◀ A sports that lives its values in all its decisions and actions.

This vision is underpinned by 13 core principles, including:

- ◀ **An integrated whole sport.** Each constituent part of the sport will have a responsibility to ensure the good health of the entire game;
- ◀ **Return on investment.** Investment will be targeted to ensure the sustainability of member clubs, and growth in the number and quality of players thus seeking an effective return for the game;
- ◀ **Financial parameters.** Financial distributions will be undertaken to ensure the whole of the game will move forward together;
- ◀ **Geographic expansion.** Geographic expansion of the sport should be carried out in a proportionate and sustainable manner.

### ***Rugby League World Cup ‘Inspired by 2022’ Legacy Programme***

The Rugby League World Cup 2022 will develop a £10 million legacy programme with funds driven into local clubs and community projects. The government investment, delivered by Sport England, is part of RLWC 2021’s ambitious plan to grow the sport and make it more visible, engaging and welcoming to current and potential participants.

The funding will be split into large transformational community projects, such as changing room improvements and new artificial grass pitches with the remaining funding used for smaller scale initiatives such as supplying new kit and equipment to promote club and community development. The investment will focus on the following four key areas:

- ◀ Creating welcoming environments
- ◀ Encouraging participation growth
- ◀ Building community engagement
- ◀ Cultivating further investment

### ***The Rugby Football Union Strategic Plan (2021)***

The RFU has released its new strategic vision, which is to achieve ‘a successful and thriving game across England’. The strategy can be found [here](#).

It identifies four ‘Game Objectives’ and four ‘Driving Objectives’, to form priority focuses for the strategy. It believes that these objectives will make the greatest substantive improvements to the game and investment will be aligned to these areas.

#### *Game objectives*

- ◀ **Enjoyment** – Enable positive player experiences on and off the field.
- ◀ **Winning England** – Create the best possible high-performance system for England Rugby.
- ◀ **Welfare** – Enhance players welfare to protect and support the wellbeing of players.
- ◀ **Flourishing rugby communities** – Support clubs to sustain and grow themselves and to reflect society.

#### *Driving objectives*

- ◀ **Diversity & inclusion** – Drive rugby union in England to reflect the diversity of society.



## BURNLEY BOROUGH COUNCIL PLAYING PITCH & OUTDOOR SPORTS STRATEGY

---

- ◀ **Understand** – Build a deep understanding of players, volunteers and fans to shape the future of the game.
- ◀ **Connect** – Connect with and grow the rugby community and create exceptional experiences.
- ◀ **Commercial & operational excellence** – Ensure a sustainable and efficient business model delivered by an inspired workforce.

A number of aims, identified as key to the achievement of these main objectives, are particularly relevant to facilities. The provision of good quality and suitable rugby union facilities will help to achieve these aims and in turn objectives:

- ◀ *Enjoyment* – Improve accessibility for women and girls across the game.
- ◀ *Enjoyment* – Make the game inclusive and attractive for 14 to 18 year olds.
- ◀ *Flourishing rugby communities* – Provide support to help clubs maximise the benefit from their facilities and assets.
- ◀ *Diversity & Inclusion* – Improve the diversity of all facets of our game and continue to create an inclusive environment for all.

### **England Hockey (EH) - A Nation Where Hockey Matters 2013**

The vision is for England to be a 'Nation Where Hockey Matters'.

We know that delivering success on the international stage stimulates the nation's pride in their hockey team and, with the right events in place, we will attract interest from spectators, sponsors and broadcasters alike. The visibility that comes from our success and our occasions will inspire young people and adults to follow in the footsteps of their heroes and, if the right opportunities are there to meet their needs, they will play hockey and enjoy wonderful experiences.

Underpinning all this is the infrastructure which makes our sport function. We know the importance of our volunteers, coaches, officials, clubs and facilities. The more inspirational our people can be, the more progressive we can be and the more befitting our facilities can be, the more we will achieve for our sport. England Hockey will enable this to happen and we are passionate about our role within the sport. We will lead, support, counsel, focus and motivate the Hockey Nation and work tirelessly towards our vision.

As a governing body, we want to have a recognisable presence to participants of the game, be that through club or association website or their communications, or through the work of the many outstanding coaches in our game, so that players understand that their club is part of a wider team working together to a common goal.

The core objectives are as follows:

1. Grow our Participation
2. Deliver International Success
3. Increase our Visibility
4. Enhance our Infrastructure
5. For England Hockey to be proud and respected custodians of the sport

#### *Club participation*

Our club market is well structured and clubs are required to affiliate to England Hockey to play in community leagues. As a result only relatively few occasional teams lie outside our affiliation structure. Schools and Universities are the other two areas where significant hockey is played.

## BURNLEY BOROUGH COUNCIL PLAYING PITCH & OUTDOOR SPORTS STRATEGY

---

Hockey is clearly benefiting from a double Olympic legacy. After Great Britain's women won bronze in front of a home crowd in London in 2012 the numbers of young girls playing the sport doubled and a historic gold in Rio 2016 saw more than 10,000 players promptly joining clubs. These triumphs have inspired the nation to get active and play hockey. Thanks to the outstanding work of the network of clubs across the country, England Hockey has seen unprecedented growth at both ends of the age range. There has been an 80% increase in the number of boys and girls in clubs, as well as a 54% increase in players over the age of 46.

Hockey clubs have reaped the rewards of the improved profile of the sport, focussing on a link with schools to provide excellent opportunities for young players. Programmes such as Quick sticks – a small-sided version of hockey for 7-11 year olds – in Primary Schools have been hugely successful in allowing new players to take part in the sport from an early age. The growth in the sport since the eve of London 2012 has been seen across the country, examples being a 110% increase in under 16s club participation in London, and a 111% growth in the North West in the same age bracket.

### ***England Hockey Strategy***

England Hockey's Facilities Strategy can be found [here](#).

**Vision:** For every hockey club in England to have appropriate and sustainable facilities that provide excellent experiences for players.

**Mission:** More, Better, Happier Players with access to appropriate and sustainable facilities

The 3 main objectives of the facilities strategy are:

- ◀ **PROTECT: To conserve the existing hockey provision**
  - There are currently over 800 pitches that are used by hockey clubs (club, school, universities) across the country. It is important to retain the current provision where appropriate to ensure that hockey is maintained across the country.
- ◀ **IMPROVE: To improve the existing facilities stock (physically and administratively)**
  - The current facilities stock is ageing and there needs to be strategic investment into refurbishing the pitches and ancillary facilities. England Hockey works to provide more support for clubs to obtain better agreements with facilities providers & education around owning an asset.
- ◀ **DEVELOP: To strategically build new hockey facilities where there is an identified need and ability to deliver and maintain. This might include consolidating hockey provision in a local area where appropriate.**

England Hockey has identified key areas across the country where there is a lack of suitable hockey provision and there is a need for additional pitches, suitable for hockey. There is an identified demand for multi pitches in the right places to consolidate hockey and allow clubs to have all of their provision catered for at one site.

# BURNLEY BOROUGH COUNCIL

## PLAYING PITCH & OUTDOOR SPORTS STRATEGY

---

### ***England Netball***

In November 2021 England Netball launched a 10-year 'Adventure Strategy' for the game with a new brand identity for the organisation.

England Netball's 'Adventure Strategy' shares a purpose-led ambition for the game, to build on the momentum the sport has seen in recent years and take it to new heights for the decade ahead.

The 'Adventure Strategy' outlines the intention to:-

- ◀ accelerate the development and growth of the game at every level, from grassroots to the elite,
- ◀ elevate the visibility of the sport, and
- ◀ lead a movement to impact lives on and beyond the court.

At the heart of its purpose, England Netball, with its proud and unique female foundations, will remain dedicated to increasing opportunities for women and girls to play the game as a priority, working tirelessly to address the gender participation gap in sport that has widened since the global pandemic.

Underpinned by years of engaging with and delivering netball for female communities, the organisation pledges to understand, support and nurture women and girls more deeply at every life stage, at every age.

The organisation is also committed to opening the sport to new audiences in every community, so netball better represents the rich diversity of the country it proudly represents, and ensures the sport continues to evolve and adapt to thrive in the future, helping to create a truly inclusive sport for all where everyone can belong, flourish and soar. A recent partnership announcement with England Men's and Mixed Netball Association (EMMNA) to help develop and grow male participation in the game, supports this commitment as England Netball pledges to promote difference and embrace the opportunity to make the sport a possibility within everyone's reach.

Transforming netball for children and young people is a strategic priority to protect the future of the sport. Working with schools and policy makers to extend physical literacy within, and after the school day with a focus on netball specific provision will pave the way for greater community participation. The organisation will accelerate the expansion of its Bee Netball programme for young children, whilst supporting teens and young women to stay in the game to keep them physically active and in the game for life.

The elite game is in focus too, with the ambition for the Vitality Roses to be the best female sports team in the world, supporting the national team to consistently win on the world stage, with an outstanding talent pathway in place to fuel sustainable successes on court, and setting new standards for netball. The professionalisation of the game over the next decade is a priority, focusing on growing world-leading international and domestic competitions and events, and creating more careers in the sport.

Grounded in feedback from the Netball Family, with over 3,000 members and stakeholders consulted as part of the strategic process to understand what they wanted netball to 'look like' in 2031, the plan is aspirational and ambitious and sees the organisation pledge to continue to be a trailblazer for women's sport as it embarks on its new adventure.

# BURNLEY BOROUGH COUNCIL

## PLAYING PITCH & OUTDOOR SPORTS STRATEGY

---

### *Facility Development*

The facility development aspirations stated within the Strategy are to:-

- ◀ Take a fresh look at the spaces required to support the sport, creating accessible places in every community to allow netball to be incorporated into how and where women and girls live their lives;
- ◀ Protect, enhance, and extend the network of homes that house the sport at a local and regional level;
- ◀ Develop an elite domestic professional competition that supports full time athletes underpinned by a world class infrastructure and environments.
- ◀ For England Netball to achieve its ambitions to make the game accessible to wider audiences and in every community, it encourages Local Authorities to adopt policies within Playing Pitch Strategies and Built Facilities Strategies that:-
- ◀ Facilitates informal netball activity within neighbourhood multi use games areas for example by installing combined outdoor basketball and netball goals and art courts in Neighbourhood Equipped Areas for Play (NEAPs).
- ◀ Incorporates the cultural and health needs of women and girls within any designs for improved or new facilities.
- ◀ Protects and enhances netball facilities within all Primary and Secondary School environments so they offer a positive first experience of the sport for students and the wider community during out of school hours.
- ◀ Supports the installation of floodlights on outdoor courts to increase all year-round use.
- ◀ Facilitates the development of netball growth programmes, club training and competition within public leisure centres.
- ◀ Where appropriate, supports the development of netball homes and performance environments that enable local women and girls to pursue a career in netball as an elite athlete, official, coach or administrator.

### ***Tennis in Britain - LTA Strategy***

The LTA's vision for 2019 – 2023, Tennis Opened Up includes seven strategies relating to three objectives which are built around its mission 'to grow tennis by making it relevant, accessible, welcoming and enjoyable'.

#### **Objectives**

- ◀ Increase the number of fans on our database from [623,602] to [1,000,000] by 2023.
- ◀ More people playing more often;
  - ◀ Increase the number of adults playing tennis each year from [7.7% (4,018,600)] of the population to [8.5% (4,420,460)], and the frequency of adults playing tennis twice a month 2.5% 1,311,800 to 1.9% 1,500,000 by 2023.
  - ◀ The number of children playing tennis once a week from 550,000 to 700,000 (7.9% to 10% of the population) by 2023.
- ◀ Enable 5 new players to break into the top 100 by 2023 and inspire the tennis audience.

#### **Strategies**

1. Visibility -Broaden relevance and increase visibility of tennis all year round to build engagement and participation with fans and players.
2. Innovation - Innovate in the delivery of tennis to widen its appeal.
3. Investment - Support community facilities and schools to increase the opportunities to play
4. Accessibility - Make the customer journey to playing tennis easier and more accessible for anyone

## BURNLEY BOROUGH COUNCIL PLAYING PITCH & OUTDOOR SPORTS STRATEGY

---

5. Engagement - Engage and collaborate with everyone involved in delivering tennis in Britain, particularly coaches and volunteers to attract and maintain more people in the game.
6. Performance - Create a pathway for British champions that nurtures a diverse team of players, people and leaders.
7. Leadership - Lead tennis in Britain to the highest standard so it is a safe, welcoming, well-run sport.

### ***British Crown Green Bowling Association***

Please note there is no current facility guidance provided by British Crown Green Bowling Association responsible for crown green bowls in England.

<http://bcgba.org.uk/index.html>

### ***England Golf – Strategic Direction (2021-2025)***

In 2021 England Golf launched its new Strategy to leads, support, inspire and deliver for its community of golfers, golf clubs and counties. Its re-focusing its priorities, energy and passion into the key areas to help widen golf's appeal, highlighting the sport as a more inclusive and accessible offer.

The objectives are:

- ◀ Lead through strong governance & integrity
- ◀ Energise & support the golf community
- ◀ Deliver a more inclusive & accessible sport
- ◀ Inspire current & future generations

<https://www.englandgolf.org/englandgolfstrategy/>

# BURNLEY BOROUGH COUNCIL PLAYING PITCH & OUTDOOR SPORTS STRATEGY

## APPENDIX 2: NON TECHNICAL ASSESSMENT SHEETS

### Grass football pitch non-technical assessment sheet

Non Technical Visual Quality Assessment - Football								
Please complete one form per pitch								
Site reference:				Site Name:				
6 figure grid reference				Pitch ID(s):				
Number of football pitches on site:				Pitch size:	(Adult 11v11, Youth 11v11, 9v9, 7v7 Mini, 5v5, 7v7)			
Availability				Are any other pitches marked out over this pitch?	<input type="checkbox"/>			
				<i>If yes, please indicate what pitches are overmarked? (i.e. one youth pitch is overmarked on a adult pitch) in Pitch Issues</i>				
Weather at time of visit & date of visit								
Pitch Issues:								
Assessment Criteria (please rank each of the following aspects for each pitch with an 'X' in the coloured box to the right of the chosen answer)								
Element (Gathered via a non technical site assessment)	Rating						Guidance notes	Comments
<b>Playing surface</b>								
Grass Cover	Good >80%		Adequate 60-80%		Poor <60%		Advice is to walk through the middle of the pitch	
Does the pitch meet The FA minimum size?	Yes - as per the FA recommended size		Within FA recommended guidelines		No		See size chart below for recommended dimensions	
Slope of pitch (gradient and cross fall)	Flat		Moderate		Severe			
Length of grass	Good		Too long		Too short		Good 30mm-50mm, Too long 51mm plus, Too short 29mm less	
Evenness of pitch	Good		Adequate		Poor			
Problem Areas: Evidence of dog fouling/glass/litter/vehicle tracks	None		Yes - some		Yes - lots			
Problem Areas: Evidence of unofficial use/damage to the surface	None		Yes - some		Yes - lots			
Problem Areas: Evidence of poor drainage	No evidence of standing water or poor drainage		Some evidence of poor drainage		Yes, poor drainage			
<b>Maintenance programme (information from maintenance schedule/grounds team/club survey)</b>								
Grass cutting	Yes, as required		Yes, but not frequent enough		No			
Seeded	Yes, as required		Not known		No			
Aerated (per year)	Three or more times		Once/ twice		No			
Sand dressed	Within the last 12 months		Within the last 2 years		No			
Fertilised	Within the last 12 months		Within the last 2 years		No			
Weed killed	Within the last 12 months		Within the last 2 years		No			
<b>Section total</b>								
NB If none of this information is provided you should assume that only the grass is being cut and the rest of the maintenance items should be marked with the lowest score option.								
<b>PITCH SCORE</b>				<b>0.0%</b>	<b>RATING</b>	<b>Poor</b>		

# BURNLEY BOROUGH COUNCIL PLAYING PITCH & OUTDOOR SPORTS STRATEGY

## Cricket pitch non-technical assessment sheet

Non Technical Visual Quality Assessment - Cricket						
Please complete one form per pitch						
Site reference		Site Name				
6 figure grid reference		No of Pitches:				
Pitch ID		No of wickets:	Natural		Non turf	
Weather at time of visit:						
Availability						
Community Use - used, Community Use - unused, No Community Use, Available but Unused						
General comments/observations						
*You will need a cricket ball and ruler to assess wicket quality as indicated						
Assessment Criteria (please rank each of the following aspects for each pitch with an 'X' in the coloured box to the right of the chosen answer).						
Element	Rating				Guidance notes	Site comments (use the guidance notes to help complete)
<b>About the cricket outfield</b>						
Grass coverage	Good	Acceptable	Poor		<80% falls below the ECB basic standard	
Length of grass	Good	Acceptable	Poor		Ideally 12mm - 25mm	
Evenness	Even		Uneven		Ball should run without deviation or ramp	
Evidence of Dog fouling/glass/stones/litter?	None	Yes		Immediate action required	May also wish to refer to user survey. If yes, refer to contractor/site manager	
Evidence of Unofficial use?	None	Yes		Immediate action required	e.g. informal, casual use, unbooked use, kids kickabout etc. May also wish to refer to user survey. If yes, refer to contractor/site manager	
Evidence of Damage to surface?	None	Yes		Immediate action required	e.g. from vermin/animals - rabbit, gulls and foxes etc may also wish to refer to user survey	
						<b>section total</b>
<b>Artificial Wickets</b>						
Is the wicket and surrounds married in	Yes		No		There should be no trip points	
Evenness of wicket	Even		Uneven		There should be no contours in surface levels	
Stump holes	Yes		No		Should be no wider than a standard cricket ball	
Moss or materials in the surface	Yes		No		There should be none	
Rips or surface lifting	Yes		No		If "yes" contact site manager	
Surface worn in high traffic areas - creases	Yes		No		If "yes" contact site manager	
Hardness - does the ball rebound when thrown straight down?	Yes		No			
						<b>section total</b>
<b>Grass Wickets</b>						
Presence of line markings	Yes		No			
Evidence of rolling	Yes		No		i.e. is wicket smooth and uniform	
Evidence of straight cut and height	Yes		No		3mm on match wicket/12mm rest of square	
Evidence of repair work on old wickets	Yes		No			
Grass coverage (square and wickets)	Yes		No		Scale: 80%+ = Yes, 80%< = No Please note that <80% falls below the ECB basic standard	
Hardness - does a cricket ball thrown straight down into the surface rebound/bounce?	Yes		No			
						<b>section total</b>
<b>Changing/ Pavilion</b>						
Umpires provision	Yes		No			
Toilets	Yes		No			
Hot/cold water	Yes		No			
Heating	Yes		No			
Condition of building	Good	Acceptable	Requires attention			
						<b>section total</b>
<b>Non Turf Cricket Practice Nets</b>						
Is the wicket and surrounds married in (no trip points)	Yes		No			
Evenness of wicket (no contours in surface levels)	Even		Uneven			
Stump holes (no wider than a standard cricket ball)	Yes		No			
Moss or materials in the surface (should be none)	Yes		No			
No rips or surface lifting	Yes		No			
Surface worn in high traffic areas - crease	Yes		No			
Hardness - does the ball rebound when thrown straight down	Yes		No			
Is the steel frame/ posts upright?	Yes		No		Ideally assessed with a spirit level but can be achieved by eye.	
Are steel cross members detached?	Yes		No			
Are all posts and net fixings in place?	Yes		No			
Can a ball pass through any part of the netting?	Yes		No			
Is appropriate safety/ supervisory signage present?	Yes		No			
						<b>section total</b>
Maximum score	180	Scoring	Score	Percentage Score	Facility Present?	Potential Rating: Poor
		Outfield	0	0%	No	
		Artificial Wickets	0	0%	No	
		Grass Wickets	0	0%	No	
		Changing/Pavilion	0	0%	No	
		Non Turf Practice	0	0%	No	
		<b>Overall score</b>	<b>0</b>	<b>0%</b>		



# BURNLEY BOROUGH COUNCIL PLAYING PITCH & OUTDOOR SPORTS STRATEGY

## Grass rugby union pitch non-technical assessment sheet

Non Technical Visual Quality Assessment - Rugby Union										
Please complete one form per pitch										
Site reference				Site Name						
6 figure grid reference				Pitch ID(s)						
Date of assessment				Pitch size	(Senior, Mini/Midi)					
Number of pitches on site				Are any other pitches marked out over this pitch?						
Availability				<i>If yes, please indicate what pitches are overmarked? (i.e. one mini/midi pitch is overmarked on a senior pitch) in Pitch Issues</i>						
<small>Community Use - used, Community Use - unused, No Community Use, Available but Unused</small>										
Weather at time of visit										
General comments/observations										
<b>Assessment Criteria (please rank each of the following aspects for each pitch with an 'X' in the coloured box to the right of the chosen answer)</b>										
Qualitative information (gathered on site)	Rating						Guidance notes	Comments		
Grass Coverage	Good		Adequate		Poor		>90% = good. <80% = poor			
Size of pitch	Acceptable (between recommended minimum and maximum sizes)		Flag for further investigation (below recommended minimum size)		Unacceptable (above maximum size)		Maximum size = width 70m, goal line to goal line 100m, in goal area 22m, run offs 5m where practical. Recommended minimum size = width 68m, goal line to goal line 94m, in goal area 6m, run offs 5m where practical.			
Length of grass	Too Long		Good		Too short		Too long = >75mm. Too short = <50mm			
Problem Areas: Evidence of glass/litter/vehicle tracks/dog fouling	None		Yes - some		Yes lots					
<b>GOALPOSTS</b>										
Are goalposts installed?	Yes		No							
Is there any obvious danger on posts?	Yes		No							
Are the posts stable in the ground?	Yes		No							
Is the crossbar fixed securely?	Yes		No							
Is there evidence of rust on the posts?	Yes		No							
<b>ANCILLARY</b>										
Is the pitch floodlit?	Yes		No							
Is there changing accommodation for the pitch?	Yes		No							
Is an appropriate level of car parking available?	Yes		No							
<b>Pitch maintenance (information gathered via club survey/ pitch provider consultation) - refer to the guidance notes below</b>										
Aerated (per year)	three or more times		twice		once		never			
Sand dressed (per year)	three or more times		twice		once		never			
Fertilised (per year)	three or more times		twice		once		never			
Weed killed (per year)	three or more times		twice		once		never			
Chain harrowed	every week		fortnightly		monthly		never			
								<b>Pitch Maintenance Score</b>		
Drainage	Natural (inadequate) SCORE D0		Natural (adequate) SCORE D1		Pipe drained SCORE D2		Pipe and slit drained SCORE D3		Unknown SCORE D0	<b>Natural (adequate)</b> = 3 or less training/match cancellations per season <b>Natural (inadequate)</b> = 4 or more training match cancellations per season *Based on a <b>pipe drained</b> system at 5m centres that has been installed in the previous eight years **Based on a <b>slit drained</b> system at 1m centres completed in the previous five years.

# BURNLEY BOROUGH COUNCIL PLAYING PITCH & OUTDOOR SPORTS STRATEGY

## Artificial grass pitches non-technical assessment (including third generation turf pitches)

Non Technical Visual Quality Assessment - Artificial grass pitches									
Site reference				Site Name					
6 figure grid reference				Pitch ID					
Number of AGPs on site				Pitch size	Full (i.e., 100m x 60m)		Half (i.e., 60m x 40m)		
Availability				Community Use - used, Community Use - unused, No Community Use, Available but Unused					
Type of pitch	Long Pile 3G (65mm with shock pad) Sand Dressed			Medium Pile 3G (55-60mm) Sand Filled			Short Pile 3G (40mm) Water based		
<b>Assessment Criteria</b> (please rank each of the following aspects for each pitch with an 'X' in the coloured box to the right of the chosen answer)									
Element	Rating						Guidance notes	Site comments	
Age of Surface	less than 2 years		2-5 years		5-10 years		over 10 years		
Evidence of moss/lichen (all surfaces)	None		Yes - some		Yes - lots				
Loose gravel (macadam surface)	None		Yes - some		Yes - lots				
Holes or rips in surface (macadam, art. grass or polymeric surfaces)	None		Yes - some		Yes - lots				
Grip underfoot	Good		Adequate		Poor				
Line markings - quality	Good		Adequate		Poor				
Problem Areas: Evidence of Glass/ stones/ litter	None		Yes - some		Yes - lots				
Problem Areas: Evidence of inappropriate use	None		Yes - some		Yes - lots				
Problem Areas: Evidence of damage to surface	None		Yes - some		Yes - lots		If no evidence, assume none.		
Access for disabled players, i.e.: ramps onto courts, width of gates	Good		Adequate		Poor				
Condition of posts/ nets/ goals	Good		Adequate		Poor				
Surrounding fencing	Good		Adequate		Poor				
Adequate safety margins (w here appropriate)	Yes - fully		No- but adequate		No - not adequate				
Is the AGP floodlit?	Yes		No						
Is the AGP left open at all times?	Yes		No						
Are there dug outs?	Yes		No						
Are there youth shelters/spectator seating around AGP?	Yes		No						
Is there changing accommodation for the AGP?	Yes		No						
Maximum score	93			Scoring:	Poor <=50 Standard 51-79 Good 80+		Total Score	0	
							Potential Rating	Poor	

# BURNLEY BOROUGH COUNCIL PLAYING PITCH & OUTDOOR SPORTS STRATEGY

## Grass rugby league pitch non-technical assessment

Non Technical Quality Assessment - Rugby League						
Please complete one form per pitch						
Site reference			Site Name			
6 figure grid reference			Pitch ID(s)			
Number of rugby league pitches on availability?			Pitch size	(Senior, Junior, Primary)		
Weather at time of visit			Are any other pitches marked out over this pitch?			
Pitch Issues:						
<b>Assessment Criteria</b> (please rank each of the following aspects for each pitch with an 'X' in the coloured box to the right of the chosen answer)						
Element	Rating			Guidance notes	Comments	Scores
<b>Playing surface</b>						
Grass Coverage	Good		Adequate		Poor	>90% Good <80% Poor
Size of pitch	Preferred size		Meet minimum size		Not adequate	See RFL Pitch Size Guidance: <a href="http://www.rflfacilitiestrust.co.uk">www.rflfacilitiestrust.co.uk</a>
Slope of pitch (gradient and cross fall)	Good		Adequate		Poor	
Length of grass	Good		Adequate		Poor	20mm - 60mm: <a href="http://www.rflfacilitiestrust.co.uk/">www.rflfacilitiestrust.co.uk/</a>
Evenness of pitch	Flat		Moderate		Severe	
Problem Area: Evidence of dog fouling	None		Yes - some		Yes - lots	
Problem Area: Evidence of glass/litter/vehicle tracks	None		Yes - some		Yes - lots	
Typical weekly usage (match equivalent sessions)	6 or less		7 - 9		10 plus	Refer to club survey & other information gathered
Does the maintenance schedule meet RFL requirements?	Yes		In part		No	See RFL Annual Preparation and Maintenance of the Rugby League Pitch: <a href="http://www.rflfacilitiestrust.co.uk/">www.rflfacilitiestrust.co.uk/</a>
<b>Pitch ancillary facilities</b>						<b>Section total</b>
Are goalposts safe?	Yes		No			0
Is the site secure or open?	Secure		Open			0
Is the pitch floodlit?	Yes		No			0
Is the pitch enclosed by perimeter fence?	Yes		No			0
Is there a training area separate to match pitch(es)?	Yes		No			0
Is there a covered stand?	Yes		No			0
<b>Ancillary facilities</b>						<b>Section total</b>
Is there a clubhouse onsite?	Yes		No			0
Is there changing accommodation for the pitch?	Yes		No			0
Adequacy of changing accommodation (exterior)?	Good		Adequate		Poor	0
Adequacy of changing accommodation (interior)?	Good		Adequate		Poor	0
Is there an official room?	Yes		No			0
Is there a dedicated medical room?	Yes		No			0
Are accessible facilities provided?	Yes		No			0
Is an appropriate level of car parking available?	Yes		No			0
<b>Section total</b>						<b>0</b>

# BURNLEY BOROUGH COUNCIL PLAYING PITCH & OUTDOOR SPORTS STRATEGY

## Bowling green non-technical assessment

### Non Technical Visual Quality Assessment - Bowling green

KKPref

Site name:

Number of greens

Flat/crown

Community Use?

**Assessment Criteria** (please rank each of the following aspects for each pitch with an 'X' in the coloured box to the right of the chosen answer)

Element	Rating			Comments
<b>About the greens</b>				
Grass cover	Over 70%	40-69%	less than 40%	
Evenness of surface	Good	Adequate	Poor	
Signs of wear and tear	None	Yes - some	Yes - lots	
Condition of ditches/boarding	Good	Adequate	Poor	
Surface of surrounding hard areas	Good	Adequate	Poor	
Is the green and surrounding area fenced?	Yes	No		
Fencing around the green and ancillaries	Good	Adequate	Poor	
Problem areas: litter, glass, fouling, leaf fall on the green	None	Yes - some	Yes - lots	
Problem Areas: Evidence of inappropriate use on the green	None	Yes - some	Yes - lots	
Access for disabled players/spectators - ie: ramps onto greens, width of gates	Good	Adequate	Poor	
<b>Ancillary facilities</b>				
Changing Accomodation	Yes	No		
Toilets	Yes	No		
Car parking	Yes	No		
<b>General comments about the site:</b>				





**BURNLEY BOROUGH COUNCIL  
PLAYING PITCH & OUTDOOR SPORTS STRATEGY  
STRATEGY & ACTION PLAN  
NOVEMBER 2022**

QUALITY, INTEGRITY, PROFESSIONALISM

**Knight, Kavanagh & Page Ltd**  
Company No: 9145032 (England)

MANAGEMENT CONSULTANTS

Registered Office: 1 -2 Frecheville Court, off Knowle Street, Burnley BL9 0UF  
T: 0161 764 7040 E: [mail@kkp.co.uk](mailto:mail@kkp.co.uk) [www.kkp.co.uk](http://www.kkp.co.uk)



Cert Num: 6543-QMS-001

# BURNLEY BOROUGH COUNCIL PLAYING PITCH & OUTDOOR SPORT STRATEGY

---

## CONTENTS

ABBREVIATIONS.....	1
PART 1: INTRODUCTION.....	2
PART 2: VISION.....	8
PART 3: AIMS.....	8
PART 4: SPORT SPECIFIC ISSUES SCENARIOS AND RECOMMENDATIONS.....	9
PART 5: STRATEGIC RECOMMENDATIONS.....	30
PART 6: ACTION PLAN.....	44
NORTH BURNLEY ANALYSIS AREA.....	47
PADIHAM & HAPTON ANALYSIS AREA.....	53
EAST BURNLEY & CLIVIGER ANALYSIS AREA.....	57
SOUTH BURNLEY ANALYSIS AREA.....	62
WEST BURNLEY ANALYSIS AREA.....	66
PART 7: HOUSING GROWTH SCENARIOS.....	69
PART 8: DELIVER THE STRATEGY AND KEEP IT ROBUST AND UP TO DATE.....	73
APPENDIX ONE: TAILORED APPROACH FOR BURNLEY STAGE E.....	76
APPENDIX TWO: GLOSSARY.....	78
APPENDIX THREE: SPORTING CONTEXT.....	80



# BURNLEY BOROUGH COUNCIL

## PLAYING PITCH & OUTDOOR SPORT STRATEGY

---

### ABBREVIATIONS

3G	Third Generation (artificial grass pitch)
AGP	Artificial Grass Pitch
BBC	Burnley Borough Council
BC	Bowls Club
BAFA	British American Football Association
BARLA	British Amateur Rugby League Association
CC	Cricket Club
CASC	Community Amateur Sports Club
ECB	England and Wales Cricket Board
EH	England Hockey
FA	Football Association
FC	Football Club
FF	Football Foundation
FIFA	Fédération Internationale de Football Association
GIS	Geographical Information Systems
GMA	Grounds Maintenance Association
HC	Hockey Club
HE	Higher Education
IMS	International Match Standard
JFC	Junior Football Club
KKP	Knight, Kavanagh and Page
LDF	Local Development Framework
LFA	Lancashire Football Association
LFFP	Local Football Facility Plan
LMS	Last Man Stands
LTA	Lawn Tennis Association
NGB	National Governing Body
NPPF	National Planning Policy Framework
NTP	Non-turf Pitch
ONS	Office of National Statistics
PIP	Pitch Improvement Programme
PQS	Performance Quality Standard
PPOSS	Playing Pitch & Outdoor Sport Strategy
PPS	Playing Pitch Strategy
PF	Playing Field
RFU	Rugby Football Union
RUFC	Rugby Union Football Club
S106	Section 106 Agreement
SPD	Supplementary Planning Document
TC	Tennis Club
TGR	Team Generation Rate
U	Under

### PART 1: INTRODUCTION

This is the Playing Pitch & Outdoor Sport Strategy (PPOSS) for Burnley. Building upon the preceding Assessment Report, it provides a clear, strategic framework in relation to the provision of playing pitch and outdoor sport facilities. It delivers:

- ◀ A vision for the future protection, improvement and development of provision.
- ◀ A series of sport-by-sport recommendations and scenarios.
- ◀ A series of strategic recommendations.
- ◀ A prioritised area-by-area and site-by-site action plan that prioritise and can address key issues.

The Strategy is delivered in accordance with Sport England's Playing Pitch Strategy (PPS) Guidance (for playing pitch sports) and Sport England's Assessing Needs and Opportunities Guide (for "non-pitch" sports). Sport England's PPS Guidance details a stepped approach, separated into five distinct sections:

- ◀ Stage A: Prepare and tailor the approach
- ◀ Stage B: Gather information and views on the supply of and demand for provision
- ◀ Stage C: Assess the supply and demand information and views
- ◀ Stage D: Develop the Strategy
- ◀ Stage E: Deliver the Strategy and keep it robust and up to date

This report represents Stage D of the process, with stages A-C covered in the preceding Assessment Report and Stage E ongoing once the study is complete. The lifespan of a PPOSS is considered to be three years, although this can be increased if it is regularly kept up to date.

Where not already implemented, the recommendations that come out of this strategy should be translated into local planning policy so that there is a mechanism in place to protect existing provision and to secure investment where the opportunity arises.

#### **Study area**

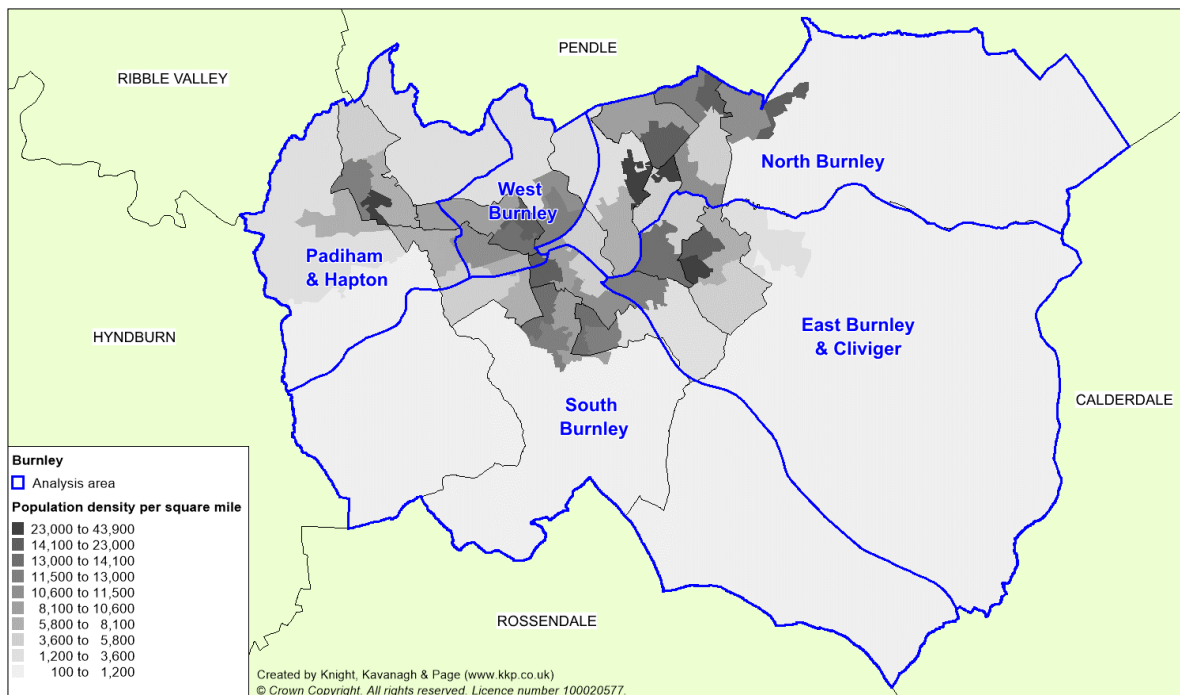
The study area covers the entirety of the authority. In addition, analysis areas (or sub areas) are used to allow for a more localised analysis, as well as the analysis for Burnley as a whole.

The Borough is divided into five analysis areas which broadly align with other sub-areas used for planning purposes and open space studies, as follows:

- ◀ East Burnley & Cliviger
- ◀ North Burnley
- ◀ Padiham & Hapton
- ◀ South Burnley
- ◀ West Burnley

# BURNLEY BOROUGH COUNCIL PLAYING PITCH & OUTDOOR SPORT STRATEGY

Figure 1.1: Burnley study area with analysis areas



## Agreed scope

The scope of the PPOSS focuses geographically on all local provision, regardless of ownership and management arrangements. Provision included within the PPOSS is as follows:

- ◀ Football
- ◀ 3G pitches
- ◀ Cricket
- ◀ Rugby league
- ◀ Rugby union
- ◀ Hockey (hockey suitable AGPs)
- ◀ Tennis
- ◀ Netball
- ◀ Bowls
- ◀ Golf
- ◀ MUGAs
- ◀ Other sports<sup>1</sup>

Pitch sports (e.g. football, rugby union, rugby league, hockey and cricket) are assessed using Sport England's Guidance. In addition, any other outdoor sports identified during the project have been included.

Some outdoor sports have not been included within the scope of the study; however, planning policy still relates to such activity and relevant provision. Their omission does not alter this.

<sup>1</sup> American football and rounders

# BURNLEY BOROUGH COUNCIL PLAYING PITCH & OUTDOOR SPORT STRATEGY

## 1.1: Headline findings

The table below highlights the quantitative headline findings identified for all main pitch sports included in the preceding Assessment Report. Match equivalent sessions (MES) is used as the comparable unit for natural grass pitches. Converting both the amount of play a site can accommodate (its carrying capacity) and how much play takes place there (its current use) into the same unit of demand enables a comparison to be undertaken.

Pitches have a limit of how much play they can accommodate over a certain period of time before their quality, and in turn their use, is adversely affected. As the main usage of pitches is for matches, it is appropriate for the comparable unit to be match equivalent sessions.

Based on how they tend to be played, this unit for football and rugby union pitches relates to a typical week within the season for each sport. For cricket pitches it is appropriate to look at the number of match equivalent sessions over the course of a season. How much play a cricket pitch can accommodate is primarily determined by the number and quality of wickets on a pitch. Only one match is generally played per pitch per day. However, play is rotated across the wickets to reduce wear and allow for repair. Each wicket is able to accommodate a certain amount of play per season as opposed to a week.

The PPS guidance does not advocate the conversion of MES to pitches as there is not always a case for providing pitches to meet the demand/shortfalls expressed. For example, improving the quality of pitches can also increase the capacity of existing pitches to accommodate such demand. For qualitative findings and site-specific findings, please see Part 4: Sport Specific Recommendations and Scenarios, and Part 6: Action Plan.

For artificial surfaces, how much play can be accommodated is primarily determined by availability, rather than how much play it can accommodate before its quality is adversely affected as with natural grass pitches. Therefore, hours in the peak period is used as the comparable unit. For the other non-pitch sports (i.e. tennis, bowls etc) capacity is in accordance with Paragraph B13 of the ANOG guidance.

Table 1.2: Quantitative headline findings (pitch sports)

Analysis area	Pitch/facility type	Current supply/ demand balance in MES <sup>2</sup>	Future supply/ demand balance (2032) in MES
<b>Football – grass pitches</b>			
North Burnley	Adult	Spare capacity of 1	Spare capacity of 0.5
	Youth 11v11	<i>Demand is being met</i>	<b>Shortfall of 1.5</b>
	Youth 9v9	<b>Shortfall of 0.5</b>	<b>Shortfall of 1</b>
	Mini 7v7	Spare capacity of 1	<b>Shortfall of 0.5</b>
	Mini 5v5	<i>Demand is being met</i>	<i>Demand is being met</i>
Padiham & Hapton	Adult	<b>Shortfall of 2.5</b>	<b>Shortfall of 2.5</b>
	Youth 11v11	Spare capacity of 0.5	<b>Shortfall of 0.5</b>
	Youth 9v9	<b>Shortfall of 0.5</b>	<b>Shortfall of 1</b>
	Mini 7v7	Spare capacity of 1	Spare capacity of 1
	Mini 5v5	Spare capacity of 1	Spare capacity of 1
East Burnley & Cliviger	Adult	<i>Demand is being met</i>	<b>Shortfall of 1.5</b>
	Youth 11v11	<i>Demand is being met</i>	<i>Demand is being met</i>
	Youth 9v9	<i>Demand is being met</i>	<i>Demand is being met</i>
	Mini 7v7	<i>Demand is being met</i>	<i>Demand is being met</i>
	Mini 5v5	<i>Demand is being met</i>	<b>Shortfall of 1</b>
South Burnley	Adult	<i>Demand is being met</i>	<i>Demand is being met</i>

<sup>2</sup> MES – match equivalent sessions per week (per season for cricket)

# BURNLEY BOROUGH COUNCIL PLAYING PITCH & OUTDOOR SPORT STRATEGY

Analysis area	Pitch/facility type	Current supply/ demand balance in MES <sup>2</sup>	Future supply/ demand balance (2032) in MES
	Youth 11v11	<i>Demand is being met</i>	<i>Demand is being met</i>
	Youth 9v9	<i>Demand is being met</i>	<i>Demand is being met</i>
	Mini 7v7	<i>Demand is being met</i>	<i>Demand is being met</i>
	Mini 5v5	<i>Demand is being met</i>	<i>Demand is being met</i>
West Burnley	Adult	<i>Demand is being met</i>	<i>Demand is being met</i>
	Youth 11v11	<i>Demand is being met</i>	<i>Demand is being met</i>
	Youth 9v9	Spare capacity of 0.5	Spare capacity of 0.5
	Mini 7v7	Spare capacity of 0.5	Spare capacity of 0.5
	Mini 5v5	Spare capacity of 0.5	Spare capacity of 0.5
<b>Burnley</b>	<b>Adult</b>	<b>Shortfall of 1.5</b>	<b>Shortfall of 2.5</b>
	<b>Youth 11v11</b>	Spare capacity of 0.5	<b>Shortfall of 2</b>
	<b>Youth 9v9</b>	<b>Shortfall of 0.5</b>	<b>Shortfall of 1.5</b>
	<b>Mini 7v7</b>	Spare capacity of 2.5	Spare capacity of 1.5
	<b>Mini 5v5</b>	Spare capacity of 1.5	Spare capacity of 0.5
<b>Football – 3G pitches</b>			
North Burnley	Full size	<i>Demand is being met</i>	<i>Demand is being met</i>
Padiham & Hapton	Full size	<b>Shortfall of 3G pitches</b>	<b>Shortfall of 3G pitches</b>
East Burnley & Cliviger	Full size	Demand is being met	Demand is being met
South Burnley	Full size	Demand is being met	Demand is being met
West Burnley	Full size	Demand is being met	Demand is being met
<b>Burnley</b>	<b>Full size</b>	<b>Shortfall of 3G pitches</b>	<b>Shortfall of 3G pitches</b>
<b>Cricket</b>			
North Burnley	Senior (Saturday)	<i>Demand is being met</i>	<i>Demand is being met</i>
	Senior (Sunday)	<i>Demand is being met</i>	<i>Demand is being met</i>
	Junior (midweek)	<i>Demand is being met</i>	<i>Demand is being met</i>
Padiham & Hapton	Senior (Saturday)	<b>Shortfall of 3</b>	<b>Shortfall of 3</b>
	Senior (Sunday)	Spare capacity of 9	Spare capacity of 9
	Junior (midweek)	<b>Shortfall of 9</b>	<b>Shortfall of 9</b>
East Burnley & Cliviger	Senior (Saturday)	<b>Shortfall of 12</b>	<b>Shortfall of 12</b>
	Senior (Sunday)	<b>Shortfall of 12</b>	<b>Shortfall of 12</b>
	Junior (midweek)	<b>Shortfall of 7</b>	<b>Shortfall of 7</b>
South Burnley	Senior (Saturday)	<i>Demand is being met</i>	<i>Demand is being met</i>
	Senior (Sunday)	<i>Demand is being met</i>	<i>Demand is being met</i>
	Junior (midweek)	<i>Demand is being met</i>	<i>Demand is being met</i>
West Burnley	Senior (Saturday)	<i>Demand is being met</i>	<i>Demand is being met</i>
	Senior (Sunday)	<i>Demand is being met</i>	<i>Demand is being met</i>
	Junior (midweek)	<i>Demand is being met</i>	<i>Demand is being met</i>
<b>Burnley</b>	Senior (Saturday)	<b>Shortfall of 15</b>	<b>Shortfall of 15</b>
	Senior (Sunday)	<b>Shortfall of 3</b>	<b>Shortfall of 3</b>

# BURNLEY BOROUGH COUNCIL PLAYING PITCH & OUTDOOR SPORT STRATEGY

Analysis area	Pitch/facility type	Current supply/ demand balance in MES <sup>2</sup>	Future supply/ demand balance (2032) in MES
	Junior (midweek)	Shortfall of 16	Shortfall of 22
<b>Rugby union</b>			
North Burnley	Senior	Spare capacity of 1	Spare capacity of 1
Padiham & Hapton	Senior	<i>Demand is being met</i>	<i>Demand is being met</i>
East Burnley & Cliviger	Senior	<i>Demand is being met</i>	<i>Demand is being met</i>
South Burnley	Senior	<i>Demand is being met</i>	<i>Demand is being met</i>
West Burnley	Senior	<i>Demand is being met</i>	<i>Demand is being met</i>
<b>Burnley</b>	<b>Senior</b>	Spare capacity of 1	Spare capacity of 1
<b>Rugby league</b>			
<b>Burnley</b>	<b>Senior</b>	Sufficient quantity	Sufficient quantity
<b>Hockey</b>			
<b>Burnley</b>	<b>Full size</b>	Sufficient quantity	Sufficient quantity

For non-pitch sports, quantitative shortfalls can be more difficult to determine, with capacity guidance differing and with focus often away from formal club activity. The current and future picture for each sport is therefore instead summarised in the table below.

Table 1.3: Quantitative headline findings (non-pitch sports)

Sport	Current picture	Future picture (2032)
<b>Tennis</b>	Sufficient quantity <b>but quality issues</b>	Sufficient quantity <b>but quality issues</b>
<b>Netball</b>	Sufficient quantity <b>but issues surrounding tenure</b>	Sufficient quantity <b>but issues surrounding tenure</b>
<b>Bowls</b>	Sufficient quantity	Sufficient quantity
<b>Golf</b>	Sufficient quantity	Sufficient quantity
<b>MUGAs</b>	<b>Shortfalls within the East Burnley &amp; Cliviger and Padiham &amp; Hapton analysis areas</b>	<b>Shortfalls within the East Burnley &amp; Cliviger and Padiham &amp; Hapton analysis areas</b>
<b>Other sports</b>	Sufficient quantity	Sufficient quantity

## Conclusions

The existing position for all sports is either that demand is being met or that there is a shortfall, whereas the future position shows the exacerbation of current shortfalls and the creation of additional shortfalls for some pitch/facility types and in some areas where demand is currently being met.

Where demand is being met, this does not equate to a surplus of provision, with any spare capacity instead considered as a solution to overcoming shortfalls. As such, there is a clear need to protect all existing playing pitch and outdoor sport provision until all demand is met, or there is a requirement to replace provision to an equal or better quantity and quality before it is lost, in line with national planning policy. The only exception to this is in the case of sports provision being replaced by a different form of sports provision on the assumption that no clubs or users are left without alternative provision and providing that this is agreed upon by Sport England and the relevant NGBs.

For the most part, the shortfalls identified can be met by better utilising current provision, such as through improving quality, re-configuration, installing additional sports lighting,

## **BURNLEY BOROUGH COUNCIL PLAYING PITCH & OUTDOOR SPORT STRATEGY**

---

improving ancillary facilities and enabling access to existing unused provision, such as at unavailable school sites.

It should be identified that cricket has the highest levels of shortfalls out of the main pitch sports equating to an overall current deficit of 15 match equivalent sessions a season on Saturdays, three match equivalent sessions a season on Sundays and 16 match equivalent sessions a season Midweek. Although these are the largest shortfalls there is not a requirement for additional provision with other methods identified in Part 4: Sport Specific Issues Scenarios and Recommendations.

In relation to football, there is also a shortfall of 3G pitches that can only be met through increased provision. With resources to improve the quality of grass pitches being limited, an increase in 3G provision could also help reduce grass pitch shortfalls through the transfer of play, which in turn can aid pitch quality improvements.



# BURNLEY BOROUGH COUNCIL PLAYING PITCH & OUTDOOR SPORT STRATEGY

## PART 2: VISION

### 2.1: Vision

The vision for the PPOSS provides a clear focus with desired outcomes for the study. It seeks to support the Council and its partners to:

‘To create a thriving, successful and healthy community for all by promoting cohesive mixed communities and ensuring that everyone can have a decent home, in a safe environment, with good access to health care, educational provision and other community facilities by sustainable modes, including walking and cycling.’

## PART 3: OBJECTIVES

The following overarching aims are based on the three Sport England objectives (see figure 3.1 below). It is recommended that they are adopted by the Council and its partners to enable it to achieve the overall vision of the PPS and Sport England planning objectives. Strategy delivery is the responsibility of, and relies upon, all stakeholders.

### OBJECTIVES 1

To **protect** the existing supply of outdoor sport provision and ancillary facilities where it is needed for meeting current and future needs

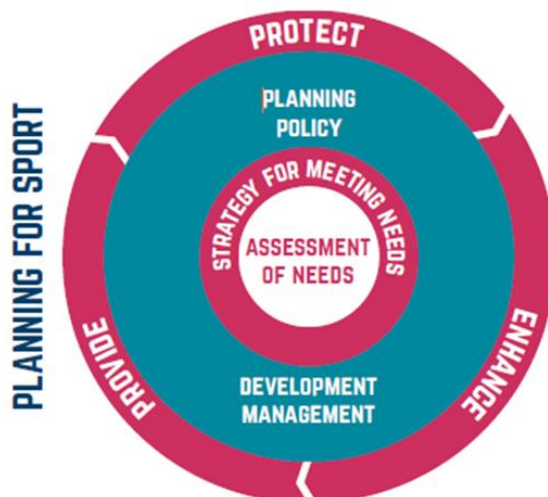
### OBJECTIVES 2

To **enhance** outdoor sport provision and ancillary facilities through improving quality and management of sites

### OBJECTIVES 3

To **provide** new outdoor sport provision and ancillary facilities where there is current or future demand to do so

Figure 3.1: Sport England objectives



Source: Sport England, *Planning for Sport Guidance* (2019)

### PART 4: SPORT SPECIFIC ISSUES SCENARIOS AND RECOMMENDATIONS

In this section, in order to help develop recommendations and actions for each sport, and to understand their potential impact, a number of relevant scenario questions are tested against the key issues identified in the preceding Assessment Report for each sport. This then informs sport specific recommendations.

#### Football – grass pitches

##### *Supply and demand summary*

- ◀ **Capacity of grass football pitches can sufficiently meet current demand across all pitch types apart from adult and youth 9v9 pitches.**
- ◀ **However, future growth would lead to future shortfalls, across the Borough on adult, youth 11v11 and youth 9v9 pitches. Whilst mini 7v7 and mini 5v5 pitches continue to be able to accommodate future demand.**

##### **Supply**

- ◀ The audit identifies a total of 68 grass football pitches within Burnley across 24 sites. Of these, 41 pitches across 11 sites are identified as being available for community use.
- ◀ Of the community available pitches most are in the North Burnley Analysis Area (19 pitches - 46% of available pitches), followed by the Padiham & Hapton Analysis Area (10 pitches - 25%) and then the East Burnley & Cliviger Analysis Area (seven pitches - 17%). The West Burnley Analysis Area has five pitches (12% of available pitches), whilst the South Burnley Analysis Area has no pitches.

##### **Quality**

- ◀ In total, one pitch (3%) is rated as good quality, 21 as standard quality (51%) and 19 as poor quality (46%).
- ◀ Of the 10 sites that are actively used for community football, three sites (30%) are serviced by good quality ancillary facilities and five sites (50%) by poor quality ancillary facilities. The remaining two sites, Hapton Recreation Ground and Queens Park, (20%) are not serviced by onsite clubhouse/changing room provision. No sites are serviced by ancillary provision of standard quality.

##### **Demand**

- ◀ There are 126 teams identified as playing football matches in the Borough. This is made up of 22 adult men's, two adult women's, 58 youth boys', seven youth girls' and 47 mini soccer teams.
- ◀ Only a team from Burnley FC Women are known to export demand to the LFA County Ground (South Ribble), in order to meet WSL Tier requirements.
- ◀ Future club growth aspirations, participation targets and team generations rates total 16 potential new teams, resulting in additional capacity requirement (in match equivalent sessions per week) of two on adult pitches, 2.5 on youth 11v11 pitches, one on youth 9v9 pitches, 1.5 on mini 7v7 pitches and one on mini 5v5 pitches.

##### **Capacity**

- ◀ There are 12 pitches across six sites identified as having actual spare capacity, totalling six match equivalent sessions per week.
- ◀ In total, five pitches across just two sites (Fennyfold Playing Fields and Queens Park) are overplayed by a combined total of 3.5 match equivalent sessions per week.

# BURNLEY BOROUGH COUNCIL PLAYING PITCH & OUTDOOR SPORT STRATEGY

## Scenarios

### Improving pitch quality

In total, there are five pitches overplayed in Burnley across two sites by a combined total of 3.5 match equivalent sessions. Improving quality of such provision will increase carrying capacity across the sites and as a consequence reduce both current and future shortfalls.

To illustrate the above, Table 4.1 highlights that all current levels of overplay would be alleviated if quality improved to good at each site. The capacity rating for each pitch type and quality rating is:

Adult pitches		Youth pitches		Mini pitches	
Pitch quality	Matches per week	Pitch quality	Matches per week	Pitch quality	Matches per week
Good	3	Good	4	Good	6
Standard	2	Standard	2	Standard	4
Poor	1	Poor	1	Poor	2

Table 4.1: Overplay if all pitches were good quality

Site ID	Site name	Pitch type	No. of pitches	Current quality	Current capacity rating	Good quality capacity rating
21	Fennyfold Playing Fields	Adult	2	Poor	2.5	1.5
		Youth 9v9	1	Standard	0.5	1.5
34	Queens Park (Burnley)	Youth 9v9	2	Standard	0.5	3.5

As seen, all overplayed pitches could accommodate current demand if quality improved and would also offer additional capacity. Reducing the overplay to this degree will eradicate all existing pitch shortfalls across Burnley.

### Local Football Facility Plan (LFFP 2019)A

As improving the quality of all overplayed sites may not be feasible from an investment point of view, an alternative approach is to focus on improving strategic sites. To that end, the Local Football Facility Plan (LFFP 2019) identified four sites for grass pitch improvements that are considered to be in need of investment and that are key for football across Burnley. The table below identifies what the impact could be on the supply and demand balance of pitches at these sites if quality was improved to a good quality.

With the above being said, there is a need to reinforce, as a minimum, an understanding of the sites position compared to overall grass pitch and 3g quality, so that a high strategic view and future action plan can be maintained (If investment is not clear).

Table 4.2: Impact of LFFP quality improvements

Site ID	Site name	Pitch type	No. of pitches	Quality	Current capacity rating	Good capacity rating
21		Adult	2	Poor	2.5	1.5

## BURNLEY BOROUGH COUNCIL PLAYING PITCH & OUTDOOR SPORT STRATEGY

Site ID	Site name	Pitch type	No. of pitches	Quality	Current capacity rating	Good capacity rating
	Fennyfold Playing Fields	Mini (5v5)	1	Standard	4	6
		Mini (7v7)	1	Standard	3.5	5.5
		Youth (9v9)	1	Standard	0.5	1.5
34	Queens Park (Burnley)	Mini (5v5)	1	Standard	0	2
		Mini (7v7)	2	Standard	0	4
		Youth (9v9)	2	Standard	0.5	3.5
41	Sycamore Avenue	<b>No pitches currently marked</b>				
43	Towneley Park Playing Fields	Adult	7	Poor	0.5	14.5
<b>Total</b>					<b>4.5</b>	<b>38.5</b>

Non-technical site assessments at Sycamore Avenue identified that no pitches were marked out for 2021/22 season.

Improving quality as set out in the table above could create 34 match equivalent sessions per week of additional capacity and create one additional match equivalent sessions of actual spare capacity per week. In addition, all of those pitches that are currently overplayed could have the overplay alleviated.

The impact the improvements would have on the overall supply and demand balance is shown in the following table.

Table 4.3: Impact on current capacity balance if quality improved at LFFP sites

Pitch type	Demand (match equivalent sessions per week)	
	Current total	Potential total
Adult	1.5	0.5
Youth 11v11	0.5	0.5
Youth 9v9	0.5	1
Mini 7v7	2.5	2.5
Mini 5v5	1.5	1.5

Overall shortfalls on adult pitches would be reduced by two match equivalent sessions per week and overplay on youth 9v9 would be reduced by 1.5 match equivalent sessions per week.

Table 4.4: Impact on future capacity balance if quality improved at 2019 LFFP sites

Pitch type	Overall capacity (match equivalent sessions per week)	
	Current total	Potential total
Adult	3.5	1
Youth 11v11	2	2
Youth 9v9	1.5	0
Mini 7v7	1.5	1.5
Mini 5v5	0.5	0.5

When factoring future demand, there will still be levels of overplay on adult and youth 11v11 pitch types. Whilst overplay on youth 9v9 pitches would be alleviated and the pitch type would be played to capacity.

## BURNLEY BOROUGH COUNCIL PLAYING PITCH & OUTDOOR SPORT STRATEGY

As the LFFP is a live document to be informed by an up-to-date PPS, it is recommended that the priority list is updated on the back of this study to account for changes in demand since the project was completed. To help guide this process, the table below comments on whether the PPOSS provides evidence to support the inclusion of the sites currently featured.

Table 4.5: Assessing 2019 LFFP priority list (grass pitch improvements)

Site ID	Site name	Comments	LFFP update recommendation
21	Fennyfold Playing Fields	Key site that is poor quality	<b>Retain for improvement</b>
34	Queens Park (Burnley)	Key site that is poor quality	<b>Retain for improvement</b>
41	Sycamore Avenue	Site is currently unused	<b>Consider removal from the LFFP subject to future strategic importance.</b>
43	Towneley Park Playing Fields	Key site that is poor quality	<b>Retain for improvement</b>

Further to the above, additional sites should also be considered for inclusion following the assessment in the PPOSS. In that regard, the following sites should be considered given the number of pitches supplied and the quality/overplay issues identified:

- ◀ Lockyer Avenue (One youth 11v11, one youth 9v9, one mini 7v7 and two mini 5v5 pitches all of which are standard quality)
- ◀ Prairie Sports Village (Four youth 9v9, four mini 7v7 and two mini 5v5 pitches all of which are standard quality)

PitchPower can be used as a further means to verify the suitability of these sites to be added to the project list and the level of investment required.

### **Reinstating use of pitches at Worsthorne Recreation Ground**

Worsthorne Recreation Ground is planned for future development to provide additional pitches in the Borough. The site previously accommodated football pitches, with the site being redeveloped through the Council and FF to form a home site for Fulfilled Colts FC. The site is due to be used for the 2022/23 season and will accommodate one youth 11v11, one youth 9v9, one mini 7v7 and one mini 5v5.

If all the pitches were reinstated, and maintained to a good quality, there would be additional actual spare capacity created of one match equivalent sessions per week on both the youth 11v11 and youth 9v9 pitches, and one on both mini 7v7 and mini 5v5 pitches, a total of an additional four match equivalent sessions per week of actual spare capacity across all pitch types.

Table 4.6: Impact on current capacity balance if pitches at Worsthorne Recreation Ground were reinstated

Pitch type	Demand (match equivalent sessions per week)	
	Current total	Potential total
Adult	1.5	1.5
Youth 11v11	0.5	1.5
Youth 9v9	0.5	0.5
Mini 7v7	2.5	3.5
Mini 5v5	1.5	2.5

# BURNLEY BOROUGH COUNCIL

## PLAYING PITCH & OUTDOOR SPORT STRATEGY

When these pitches are factored into the current capacity balance of pitches in Burnley it would alleviate current shortfalls on youth 9v9 pitches. In addition, further capacity would be created on youth 11v11, mini 7v7 and mini 5v5 pitches.

*Table 4.7: Impact on future capacity balance if pitches at Worsthorne Recreation Ground were reinstated*

Pitch type	Demand (match equivalent sessions per week)	
	Current total	Potential total
Adult	3.5	3.5
Youth 11v11	2	1
Youth 9v9	1.5	0.5
Mini 7v7	1.5	2.5
Mini 5v5	0.5	1.5

When factoring the pitches into the future supply and demand of pitches in Burnley, overplay on adult, youth 11v11 and youth 9v9 would be reduced but remain. In addition, further capacity is created on mini 7v7 and mini 5v5 pitches.

### Recommendations

- ◀ Protect existing quantity of pitches (unless replacement provision is agreed upon and provided).
- ◀ Where pitches are overplayed and assessed as poor or standard quality, prioritise investment and review maintenance regimes to ensure it is of an appropriate standard to sustain use and improve quality.
- ◀ Use the LFFP as a guide to determine suitable sites for grass pitch investment and update the priority projects within it following this study.
- ◀ Maximise use of the Football Foundation PitchPower app to develop technical recommendations for the improvement and ongoing maintenance of provision.<sup>3</sup>
- ◀ Lancashire FA to support clubs maintaining their own pitches to undertake PitchPower assessments, implement the technical recommendations to improve quality and support clubs to access Grass Pitch Maintenance Fund support where eligible.
- ◀ Reinstate provision at Worsthorne Recreation Ground.
- ◀ Work to accommodate exported, latent and future demand at sites which are not operating at capacity, sites previously utilised for football demand or at sites which are not currently available for community use.
- ◀ Provide security of tenure for clubs using unsecure sites through community use agreements and support negotiation with private landowners and schools to secure appropriate access (e.g., via a community use agreement or lease arrangement).
- ◀ Improve ancillary facilities where there is a demand to do so, where there is strategic benefit on the exact need of that site and where it can benefit the wider footballing offer, prioritising multi-pitch sites and minimum provision of toilets.
- ◀ Improve quality and compliance of ancillary provision at key sites for women and girls' football to support growth within clubs.
- ◀ Where appropriate, develop partnerships and/or lease arrangements with large, sustainable, development-minded clubs to manage their own sites.
- ◀ Ensure that any housing developments are provided for as offsite contributions on an individual basis in line with the adopted Local Plan and Developer Contributions Supplementary Planning Document (SPD).

### 3G pitches

<sup>3</sup> It should be noted that the PPOSS and PitchPower use different methodology when referring to pitch quality. This should be taken into consideration when agreeing the level of improvements required at any given site.



# BURNLEY BOROUGH COUNCIL

## PLAYING PITCH & OUTDOOR SPORT STRATEGY

---

### ***Supply and demand summary***

- ◀ Only three of the six full size 3G pitches in Burnley are fully available for community use and of those, Burnley College is assessed as poor quality.
- ◀ In conclusion, there is deemed to be sufficient 3G pitches to cater for demand in the North, East Burnley & Cliviger and West Burnley analysis area, whereas there is a potential shortfall in the Padiham & Hapton Analysis Area.

### **Supply**

- ◀ There are six full size 3G pitches in Burnley. Exactly half (three) of these pitches are located in the North Burnley Analysis Area.
- ◀ All pitches have sports lighting, however, only three are available for community use.
- ◀ There are also nine smaller size 3G pitches servicing Burnley, of which, seven are available for community use. The community available pitches are all serviced by sports lighting and are located at Crow Wood Leisure.
- ◀ In Burnley three full size pitches are on the FA 3G Pitch Register. One of the pitches at Prairie Sports Village is FA accredited whereas the other is FIFA accredited. There is a further FA accredited pitch located at Burnley College
- ◀ The FIFA accredited pitch at Prairie Sports Village is also World Rugby (WR) compliant and accommodates demand from Burnley Rugby Club.
- ◀ The 3G pitches at Burnley College, Shuttleworth College and Unity College are all managed internally by their respective schools, whereas the pitch at Barnfield Training Centre is managed by the Burnley FC. The remaining pitches at the Prairie Sports Village are managed by the Councils leisure provider Burnley Leisure.

### **Quality**

- ◀ There are three good quality full size 3G pitches in Burnley and three standard quality pitches.
- ◀ The ancillary amenities at the sites with community use, Prairie Sports Village and Burnley College, are rated as good quality with no issues arising during consultation.

### **Demand**

- ◀ The pitches at Prairie Sports Village are extensively used for affiliated football demand both for midweek training and competitive demand at the weekend. There is also some use of the WR compliant 3G pitch by Burnley Rugby Club on Tuesdays and Wednesday's evening for training.
- ◀ Similarly, the pitch at Burnley College is also used for affiliated football, however, it receives higher levels of informal/recreational demand in comparison to Prairie Sports Village.
- ◀ Although booking information could not be obtained for the small size provision it is known through club consultation that the pitches at Crow Wood Leisure (West Burnley Analysis Area) are used for training demand by Rosegrove FC.

### **Capacity**

- ◀ The full size 3G pitches currently available for community use in Burnley are all operating at, or close to, capacity at peak times, especially during winter months when grass pitches cannot be used for training or recreational demand (due to a lack of sports lighting).
- ◀ In Burnley all clubs that responded to consultation report that they require additional access to 3G provision, however, the exact number of teams that don't already access 3G pitches is unquantifiable.

### **Scenarios**



## BURNLEY BOROUGH COUNCIL PLAYING PITCH & OUTDOOR SPORT STRATEGY

### *Accommodating football training demand*

To satisfy current football training demand (based on the FA's model of one full size 3G pitch being able to cater for 38 teams) there is a need for three full size 3G pitches in Burnley.

Currently there are six full size 3G pitches of which only three are available for community use, these are at Burnley College and Prairie Sports Village (x2).

It should be noted that requirements and shortfalls throughout this scenario have been rounded to the nearest whole number.

*Table 4.8: Current demand for 3G pitches in Burnley (based on 38 teams per pitch)*

Current number of teams	3G requirement	Current number of 3G pitches	Current shortfall
127	3.34 (3)	3	0

As seen in the table above as there are already three currently in situ within the Authority, in principle there is no shortfall of full size 3G pitches when analysing on a Borough wide basis.

When considering future demand (based on population increases and future demand expressed by clubs), the demand for full size 3G pitches remains the same.

*Table 4.9: Future demand for 3G pitches in Burnley (based on 38 teams per pitch)*

Future number of teams	3G requirement	Current number of 3G pitches	Future shortfall
131	3.34 (3)	3	0

Alternatively, the tables below consider the number of 3G pitches required if every team was to remain training within the respective analysis area that they play in. This not only identifies where the needs exist across Burnley, but it can also be used to guide which areas should be targeted for new provision.

*Table 4.10: Current demand for 3G pitches in Burnley by analysis area*

Analysis area	Current number of teams	Current requirement	Current number of available full size 3G pitches	Current shortfall
North Burnley	74	2	3	0
Padiham & Hapton	29	1	0	1
East Burnley & Cliviger	15	0	0	0
South Burnley	0	0	0	0
West Burnley	9	0	0	0

This identifies that the current supply in the North Burnley Analysis Area is sufficient to cater for current demand whilst, there is a potential shortfall in the Padiham & Hapton Analysis Area of one full size 3G pitch.

*Table 4.11: Future demand for 3G pitches in Burnley by analysis area*

## BURNLEY BOROUGH COUNCIL PLAYING PITCH & OUTDOOR SPORT STRATEGY

Analysis area	Future number of teams	Future requirement	Current number of available full size 3G pitches	Future shortfall
North Burnley	76	2	3	0
Padiham & Hapton	31	1	0	1
East Burnley & Cliviger	15	0	0	0
South Burnley	0	0	0	0
West Burnley	9	0	0	0

When considering future demand, the overall shortfall remains the same, with a potential shortfall of one full size 3G pitch in the Padiham & Hapton Analysis Area.

It should be noted that the demand generated within the East Burnley & Cliviger and West Burnley analysis areas will use provision within North Burnley to meet their requirements or alternatively use small size provision at Crow Wood Leisure (West Burnley).

Consultation from the PPOSS (Council/LFA/Clubs) indicates the ideal locations for a potential development of new 3G provision could either be at Padiham Sports Ground or Fennyfold Playing Fields within the Padiham & Hapton Analysis Area. These sites were also identified within the 2019 Local Football Facility Plan as the preferred sites to explore new 3G provision.

### *Local Football Facility Plan (LFFP 2019)*

As mentioned previously, the 2019 LFFP for Burnley identified the following for potential full size 3G pitch development:

- ◀ The Arbories Memorial Sports Ground - Padiham Sports Club or Fennyfold Playing Fields (Padiham & Hapton Analysis Area) - New
- ◀ Burnley College (North Burnley Analysis Area) - Refurbish

As the LFFP is a live document to be informed by the PPOSS, the priority project list should be revisited following this study and updated/amended based on the findings, if necessary.

The pitch at Burnley College has not been refurbished since the 2019 LFFP and therefore the actions against this site need to remain the same.

Findings from the PPOSS indicates that since the 2019 LFFP the hockey suitable AGP at Shuttleworth College (Padiham & Hapton Analysis Area) has been resurfaced to 3G. This pitch has been identified in the PPOSS as not available for wider community use despite being used for Burnley FC women's and girls' teams (U10, U12, U14 and U16s).

Several consultation attempts were made with the College; however, these were unsuccessful. Therefore, at this stage it is unknown to why the provision is unavailable for wider external usage or if the College is open to allowing more access.

This needs to be explored in greater detail within the Stage E process. If full community access can be agreed at Shuttleworth College there would not be a requirement for any new 3G provision within the Padiham & Hapton Analysis Area.

Conversely if the College confirms it will not allow access there would still be a shortfall of one full size 3G pitch meaning the 2019 LFFP proposed project remains valid.

*Rugby compliant 3G pitches*

## BURNLEY BOROUGH COUNCIL PLAYING PITCH & OUTDOOR SPORT STRATEGY

---

World Rugby (WR) produced the 'performance specification for artificial grass pitches for rugby', more commonly known as 'Regulation 22' that provides the necessary technical detail to produce pitch systems that are appropriate for rugby union.

There is currently one WR compliant 3G pitch in Burnley at Prairie Sports Village, with use of the pitch for training through imported demand from Burnley Rugby Club which resides on the Burnley boundary with Pendle. The pitch should be protected and continue to be tested for WR compliance to ensure continued support for rugby union activity by Burnley Rugby Club.

### **Recommendations**

- ◀ Protect current stock of 3G pitches.
- ◀ Explore securing community access to the full size 3G pitch at Shuttleworth College. If this cannot be obtained look to develop new 3G provision within the Padiham & Hapton Analysis Area to alleviate identified shortfalls.
- ◀ Ensure that any new 3G pitches are constructed to meet FA recommended dimensions and quality performance standards to meet performance testing criteria.
- ◀ Seek to resurface existing stock of 3G pitches that have exceeded recommended lifespan in particular the full size pitch at Burnley College.
- ◀ Ensure all 3G providers have a sinking fund in place for long-term sustainability.
- ◀ Ensure that all existing and new pitches that are on the FA 3G Pitch Register are re-tested every three years to sustain certification.
- ◀ Ensure that all existing and new pitches that are World Rugby compliant are re-tested every two years to sustain certification.
- ◀ Ensure continued usage for Burnley Rugby Club training and competitive demand, when required/available, of the WR compliant 3G at Prairie Sports Village.
- ◀ Ensure that any new 3G pitches developed with external funding have community use agreements in place and seek to use this to also tie in access to grass pitch and other sporting provision, where relevant.

### **Cricket pitches**

#### **Supply and demand summary**

- ◀ **Overall, there is currently insufficient capacity of natural turf cricket squares to meet current or future demand for club cricket at a Borough wide level. Capacity cannot meet demand for Saturday or Sunday senior cricket or midweek junior cricket.**

#### **Supply**

- ◀ There are five grass wicket squares in Burnley located across four sites all of which are available for community use. There is one double pitch site at Towneley Park Playing Fields.
- ◀ In Burnley, there is one NTP which accompanies a grass wicket square, as well as three standalone NTPs.
- ◀ It should be noted that historically Shuttleworth College, Sir John Thursby Community College and Unity College have all accommodated grass cricket squares, however, during non-technical site assessments and consultation it was found that these are no longer maintained.
- ◀ All clubs in Burnley are considered to have secure tenure at their home venues through either ownership (one club) or long-term leasehold (three years or more remaining, two clubs).
- ◀ Of the five squares available for community use, three grass squares are rated as good quality (60%) and two are rated as poor quality (40%).

## BURNLEY BOROUGH COUNCIL PLAYING PITCH & OUTDOOR SPORT STRATEGY

---

- ◀ The two squares at Towneley Park Playing Fields are rated as poor quality as they are not permanently maintained or prepared consistently throughout the cricket season.
- ◀ Burnley CC and Padiham CC aspire to improve their practice facilities.

### **Demand**

- ◀ Across the three clubs there are 32 teams which access pitch provision in Burnley, made up of ten senior men's, one senior women's and 21 junior boys' teams.
- ◀ The Burnley District Cricket League takes place on grass cricket wickets cut and marked on Towneley Park Playing Fields.
- ◀ There are a number of representative teams and school teams which access grass square provision across the Borough on an irregular basis. Notably, Lancashire County Cricket Club Age Groups, Lancashire League Team, Healthy Heroes Army Veterans, Unity College and Sir John Thursby Community College.
- ◀ There are no recorded teams exporting demand outside of Burnley to play cricket, however, as referenced above there is a partial amount of participation exporting to Wood CC (Burnley) to play in the Manchester T25 and T35 competitions. This demand is likely to remain exported as long as the club aspires to play in the aforementioned shorter format competitions.

### **Capacity**

- ◀ There is actual spare capacity to accommodate additional match play demand on Sundays in Burnley at The Arbories Memorial Sports Ground - Padiham Sports Club.
- ◀ Both senior and junior wickets at The Arbories Memorial Sports Ground - Padiham Sports Club have actual spare capacity to accommodate additional use during the week for midweek cricket.
- ◀ There are three sites in Burnley considered to be overplayed for senior cricket by a total of 21 match equivalent sessions per season.
- ◀ There are two sites in Burnley considered to be overplayed for junior cricket by a total of 22 match equivalent sessions per season.

### **Scenarios**

#### *Addressing overplay*

There are three sites in Burnley considered to be overplayed by a total of 15 match equivalent sessions per season on senior wickets and 22 match equivalents sessions on junior wickets.

*Table 4.12: Summary of overplay*

## BURNLEY BOROUGH COUNCIL PLAYING PITCH & OUTDOOR SPORT STRATEGY

Site ID	Site name	Analysis area	Number of squares	Overplay (matches per season)
<b>Senior wickets (Saturday/Sunday)</b>				
30	Lowerhouse Cricket Club - The Brooks Foundation Ground	Padiham & Hapton	1	3
43	Towneley Park Playing Fields	East Burnley & Cliviger	2	6
44	Burnley Cricket Club	East Burnley & Cliviger	1	12
<b>Total</b>			<b>2</b>	<b>15</b>
<b>Junior wickets (Midweek)</b>				
30	Lowerhouse Cricket Club - The Brooks Foundation Ground	Padiham & Hapton	1	15
44	Burnley Cricket Club	East Burnley & Cliviger	1	7
<b>Total</b>			<b>2</b>	<b>22</b>

As a guide, those which display overplay of less than 10 matches per season, and have a good quality square, such as the senior wickets at Lowerhouse Cricket Club and the junior wickets at Burnley Cricket Club are generally able to sustain this with appropriate and rigorous maintenance.

As both squares, at club sites, are good quality there can be now further capacity added through qualitative improvements, however, it should be noted that they still require sufficient levels of maintenance to sustain their current quality.

In comparison, improving the squares at Towneley Park Playing Fields to a minimum of standard quality would fully alleviate the overplay on the site. However, an alternative solution could be installing non turf wickets (NTPs) on the site, which will be outlined in greater detail later in the section.

Although not readily available within grassroots cricket, there may be potential in the future to address overplay through the installation of hybrid wicket/s on competitive senior squares. The ECB has been working with SIS Pitches on the installation of hybrid cricket wickets at county cricket clubs (2019) and more recently recreational squares such as Perry Hall Park in Birmingham (2021).

A hybrid wicket combines natural turf grass with less than 5% of uniquely engineered, soft polyethylene yarn, which has already been used to improve golf tees, tennis courts and pitch surrounds. These wickets are to offer a greater capacity in addition to reducing time on repair works with a faster recovery time. Reports found that hybrid wickets improve surface stability, reduced wear, reduced bowler foot holes and significantly extended hours of playing time.

Ideally, once these become more readily available for community cricket clubs and have gone through the required testing, they could act as a way to increase levels of playing capacity on overplay squares. This would be particularly beneficial for those sites which are limited on space and cannot create additional wickets due to restrictions on things such as boundary length or ball strike.

Although it is difficult at this stage to understand what impact hybrid wickets could have on each site's capacity, it is suggested that it could potentially alleviate all the overplay on both junior and senior wickets. This is based on the assumption that more senior demand can

## BURNLEY BOROUGH COUNCIL PLAYING PITCH & OUTDOOR SPORT STRATEGY

---

take place on the hybrid wickets allowing for the outer senior wickets to be used/converted for junior demand.

### *Unaffiliated and recreational cricket (NTPs)*

A solution to alleviating the remaining overplay could be to consider installing NTPs at these sites. As each of the club squares is overplayed by less than 60 match equivalent sessions per season, all overplay could be alleviated through the installation of a wicket (as a non-turf wicket has capacity for 60 match equivalent sessions per season). Albeit each site does currently have a NTP meaning there is a clear recommendation for greater utilisation of the provision to lessen overplay. This being said it is a potential solution for Towneley Park Playing Fields.

There is demand for recreational cricket in Burnley, mainly from the Burnley District Cricket League, meaning this activity also needs to be considered together with the formal elements of the game.

To ensure that this is the case, current plans to install NTPs at parks sites across the Borough should be supported. Although, Burnley Cricket League should be consulted to understand if the league requires grass wicket provision.

Installing NTPs rather than improving grass wicket quality is a more cost effective way in providing capacity and alleviating overplay without having to maintain the provision on a regular basis.

### **Recommendations**

- ◀ Protect existing quantity of cricket squares.
- ◀ Improve quality at sites assessed as standard and poor and ensure quality is sustained at sites assessed as good.
- ◀ Look to reduce overplay through an increase in NTPs accompanying grass wickets and/or the installation of hybrid wickets to increase capacity.
- ◀ Create additional NTPs to support the recreational and informal game with particular focus on Towneley Park Playing Fields (consultation required with relevant stakeholders LCB / ECB / Burnley District Cricket League to ensure they would be utilised).
- ◀ Enhance ancillary provision where required.
- ◀ Continue to support ECB initiatives such as All Stars and Dynamos and ensure unaffiliated demand and recreational cricket is provided for.
- ◀ Where a development is not of a size to justify on-site cricket provision, or if sufficient demand cannot be attracted, consider using contributions to improve existing sites within the locality.
- ◀ Ensure that any developments nearby to existing or new cricket sites do not prejudice the use of the provision (e.g. through ball-strike issues).
- ◀ Planning obligations must only be sought where they meet the following test: (a) necessary to make the development acceptable in planning terms, (b) directly related to the development and (c) fairly and reason related in scale and kind to the development (paragraph 57, NPPF).



# BURNLEY BOROUGH COUNCIL

## PLAYING PITCH & OUTDOOR SPORT STRATEGY

---

### ***Supply and demand summary***

- ◀ **There is sufficient capacity for rugby union pitches to meet current and anticipated future demand.**
- ◀ **Despite there being spare capacity it should be noted that the pitch at Prairie Sports Village should remain in situ in order to accommodate the infrequent imported demand from Burnley RFC.**

### **Supply**

- ◀ In total, there are three grass rugby union pitches in Burnley across two sites. There is one senior pitch and two junior size pitches.
- ◀ There is just one senior pitch identified as being available for community rugby union activity, which is located outside of a club setting at Prairie Sports Village. The junior pitches are unavailable for community use located at the educational site Unity College.
- ◀ At present, Burnley Leisure manage the only community available rugby provision in the Borough at Prairie Sports Village.

### **Quality**

- ◀ The one community available pitch in the Borough is assessed as standard quality (M1/D1), whereas the pitches not available for community use are rated as poor quality (M1/D0).

### **Demand**

- ◀ There are no affiliated community rugby union clubs based within the Borough. Although Burnley Rugby Club lies just beyond the boundary, based within Pendle Borough Council.
- ◀ The majority of this competitive demand is located at the Club's main site, however, when required it accesses the senior grass rugby union pitch at Prairie Sports Village. This is often when there is fixture congestion or if there is a requirement to protect pitch quality at Burnley Rugby Club. This demand is classified as imported into the Authority.
- ◀ Similarly, the Club also imports training demand during the winter onto the WR compliant 3G pitch at Prairie Sports Village.

### **Capacity**

- ◀ In Burnley the only pitch to have spare capacity is the senior rugby union pitch at Prairie Sports Village. This pitch is considered to have one match equivalent session of spare capacity. The ad hoc usage by Burnley RFC is not a regular occurrence meaning the pitch is more often than not readily available to accommodate additional demand.
- ◀ Due to the lack of community rugby union demand within Burnley there is considered to be no overplayed provision within the Authority.

### **Scenarios**

N/A

### **Recommendations**

- ◀ Protect existing quantity of rugby union pitches.
- ◀ Ensure continued use of rugby union provision for Burnley Rugby Club activity at Prairie Sports Village (3G and grass provision) to help support the club.
- ◀ Ensure that any large housing developments are provided for and assess the need for new pitch provision through master planning on an individual basis, in line with the adopted Local Plan and Developer Contributions SPD.

### **Hockey pitches (sand/water-based AGPs)**

### ***Supply and demand summary***



## BURNLEY BOROUGH COUNCIL PLAYING PITCH & OUTDOOR SPORT STRATEGY

---

- ◀ **It is evident that there is not currently a requirement for hockey suitable AGPs in Burnley on a community sport level. However, it is also clear that quality is affecting their use and therefore it is highly likely that if quality was improved, so to would usage (although not necessarily for hockey).**

### **Supply**

- ◀ There are four full size sand based AGPs across three sites in Burnley, all of which, have sports lighting.
- ◀ Since the previous Playing Pitch Strategy, the full size hockey suitable AGPs at Shuttleworth College (Padiham & Hapton Analysis Area) and Unity College (East Burnley & Cliviger) have been converted to 3G surfaces.
- ◀ All pitches are considered to have unsecure tenure due to their issues surrounding management.

### **Quality**

- ◀ All full size hockey suitable AGPs in Burnley are poor quality with each pitch receiving minimal levels of maintenance in addition to being over their recommended life span (10 years).

### **Demand**

- ◀ There are no community hockey clubs based in Burnley. The nearest club is Pendle Forest HC which is based in the neighbouring authority of Pendle.

### **Capacity**

- ◀ As there are no hockey clubs playing in Burnley, community demand is almost exclusively football related, although there is a prominent netball club/league also using the provision at Thomas Whitham Burnley Campus.

## **Scenarios**

### *Accommodating hockey demand*

Pendle Forest HC is currently playing within the Borough of Pendle, although it highlights a number of its members travel from Burnley. The Club suggests that its current agreement at Pendle Vale College is unsecure and therefore, it is looking for an alternative home venue which can offer secure tenure.

The Club reports that in the past it has had discussions with Thomas Whitham Burnley Campus for use of its pitch, however, this pitch is undersized and does not meet EH guidelines. For reference Blessed Trinity Roman Catholic College, Hameldon Community College and Sir John Thursby Community College each accommodate one hockey suitable AGP of sufficient size to accommodate community hockey demand. The Club is open to relocating into the Borough if it could gain secure use at a site.

Due to all pitches within Burnley being assessed as poor quality, for Pendle Forest HC to relocate it would require resurfacing a pitch of sufficient size to meet EH guidelines. Further consultation is required with the Club and stakeholders from Blessed Trinity Roman Catholic College, Hameldon Community College and Sir John Thursby Community College to understand if it feasible for it to have security of tenure at one of the sites. If an agreement can be reached the next step would be to examine potential avenues to refurbish pitch quality.

### *Netball demand*

Explored in greater detail later in the section, it should be noted that there are substantial levels of netball demand within Burnley generated from Burnley Netball Club (affiliated) and

## BURNLEY BOROUGH COUNCIL PLAYING PITCH & OUTDOOR SPORT STRATEGY

---

Burnley Netball League (unaffiliated). Both currently use the hockey suitable provision at Thomas Whitham Burnley Campus and have referenced potentially using the provision at Blessed Trinity Roman Catholic College for future growth.

### **Recommendations**

- ◀ Look to protect the pitches at Thomas Whitham Burnley Campus and Blessed Trinity Roman Catholic College as hockey suitable surfaces and refurbish them as required.
- ◀ Engage with relevant stakeholders to explore securing tenure for Pendle Forest HC in the Borough.
- ◀ Explore formalising long term community use at Blessed Trinity Roman Catholic College with consideration given to Burnley Netball League.
- ◀ Improve security of tenure for clubs using the provision at Thomas Whitham Burnley Campus and Blessed Trinity Roman Catholic College, in particular Burnley Netball League / Burnley NC.
- ◀ Encourage providers to have sinking funds in place at all sites to ensure long-term sustainability.

### **Tennis courts**

#### **Supply and demand summary**

- ◀ **In conclusion, capacity for both club and non-club tennis courts is able to meet current and future demand notwithstanding any quality/floodlighting demand.**

#### **Supply**

- ◀ There is a total of 35 tennis courts identified in Burnley across ten sites. Of these courts, 19 are identified as being available for community use, whilst 16 are identified as being unavailable.
- ◀ There are three disused shale tennis courts at Towneley Park (BB11 3ED) located between the two active bowling greens.
- ◀ Burnley LTC aspires to create some form of indoor provision at its site (Burnley Lawn Tennis Club) in order to provide greater levels of capacity and accessibility especially during periods of bad weather.
- ◀ The Council has been working with the LTA to access and identify sites which require investment within the Borough. The LTA identified the following four sites within Burnley: Queens Park, Park Road, Scott Park and Ightenhill Park.
- ◀ Most outdoor tennis courts in Burnley have a macadam surface, with 29 of the 35 courts (83% of all courts) of this type. Of the 19 community available courts, most are macadam surfaces (13 courts, 68%).

#### **Quality**

- ◀ Just under half of courts in Burnley are rated as poor quality (16 courts or 46%), six are rated as good quality (17%) and 13 are assessed as standard quality (37%).
- ◀ Courts are rated as poor quality at Barden Gardens, Thomas Whitham Burnley Campus, Shuttleworth College, Unity College, Scott Park.
- ◀ In total, seven of the 35 tennis courts in Burnley are serviced by sports lighting, representing 20% of all court provision.
- ◀ Most courts (13 courts, 37% of all courts) are within council ownership. There are 12 courts (34% of all courts) managed by educational sites, with six courts managed by the respective tennis club (17% of all courts). Finally, four courts are under private ownership at Hambeldon Community College.

#### **Capacity**

- ◀ There is one LTA affiliated tennis club in Burnley, Burnley LTC, which has a total of 266 members.

# BURNLEY BOROUGH COUNCIL

## PLAYING PITCH & OUTDOOR SPORT STRATEGY

---

Burnley LTC reports that it aspires to increase its senior section by 40 members and its junior section a further 100 members.

### **Scenarios**

#### *LTA Investment*

In October 2021, the Government and the LTA announced a package of £30 million for investment and improvements for public tennis courts. The Government is to put £22 million whilst the LTA invest £8.4 million into the package. The investment is to be made into public tennis courts which are currently assessed as poor or unplayable quality, the investment will be to bring the courts back to a quality that will benefit the local community.

Using the above funding the LTA has developed a package of support for LAs to grow the use of park tennis courts by removing key barriers to participation. The three products are ClubSpark, Rally and Gate Access and can be used individually or in combination. The products are used to provide a remote booking and access system.

Instead of providing free access, some local authorities are now securing their courts as per a membership scheme that allows members access through the use of a fob system following payment of a small yearly fee. Not only does this deter unofficial use of courts but it also allows official use to be tracked, thus providing data on how well and how often courts are being accessed. In addition, it provides income generation that can go towards ongoing maintenance of the courts.

Burnley Borough Council has identified four sites to be developed through the LTA Investment Scheme:

- ◀ Queens Park (North Burnley)
- ◀ Park Road (Padiham & Hapton)
- ◀ Scott Park (South Burnley)
- ◀ Ightenhill Park (West Burnley)

Capital funding has recently been approved by the LTA for the resurfacing of Scott Park, whilst Park Road will be repainted with new posts and nets being installed. Along with this, all four of the sites will have the LTA Gate Access system installed. The Council will manage bookings for the sites whilst, Burnley Lawn Tennis Club will conduct LTA endorsed coaching programmes across the two of the four sites. The booking of provision can also be accessed through an annual season ticket as well as a pay and play basis.

Evidence from the PPOSS confirms there is a need to improve the quality of courts in a non-club setting in order to enhance and develop participation and growth for tennis within Burnley. The sites listed above are all in differing analysis areas and will provide better opportunities for informal/recreational demand across the Borough as a whole.

### **Recommendations**

- ◀ Protect existing quantity of courts.
- ◀ Improve court quality at sites assessed as poor or standard quality and sustain quality at sites assessed as good, especially at sites in use by clubs or that are (or could be) well used for recreational demand.
- ◀ Linked to the above, improve park courts as a priority to create a year-round recreational tennis option to meet local demand.
- ◀ Explore the feasibility of establishing some form of covered/indoor tennis provision at Burnley Lawn Tennis Club.

# BURNLEY BOROUGH COUNCIL

## PLAYING PITCH & OUTDOOR SPORT STRATEGY

---

- ◀ Explore options to further improve the recreational tennis offer via utilisation of technology provided by the LTA (e.g., Clubspark) to support the customer journey and through investment into facilities and accompanying ancillary provision.
- ◀ Ensure sinking funds are put into place by providers for long-term sustainability.

### Netball courts

#### *Supply and demand summary*

- ◀ **In summary there is deemed a sufficient supply of courts to cater for current levels of demand, however, there are significant issues surrounding security of tenure for Burnley NC and Burnley Netball League at Thomas Whitham Burnley Campus.**

#### **Supply**

- ◀ There are 28 outdoor netball courts identified in Burnley across nine sites, of which, 13 are available for community use across two sites (Thomas Whitham Burnley Campus – North Burnley Analysis Area and Spirit of Sport Blessed Trinity – East Burnley & Cliviger Analysis Area).
- ◀ Most provision is in the North Burnley Analysis Area with a total of 11 courts.
- ◀ Although not uncommon across the Country, netball provision within the Borough is located on current or former educational sites.

#### **Quality**

- ◀ Most of the 23 courts are rated as poor quality with significant issues surrounding grip, court markings and evidence of moss/lichen. The remaining five courts are rated as standard quality.
- ◀ Burnley Netball League indicates the equipment (goals/nets etc) it uses at Thomas Whitham Burnley Campus will need replacing within the next three to five years.
- ◀ The ten courts are accompanied by sports lighting these are located at the two sites widely available for community use: Thomas Whitham Burnley Campus with seven courts and Spirit of Sport Blessed Trinity with three courts.
- ◀ The majority (21 courts or 75%) of outdoor netball courts in Burnley have a macadam surface.

#### **Demand**

- ◀ Burnley NC is currently based out of Thomas Whitham Burnley Campus and organises the Burnley Netball League, England Netball reports that the league is currently unaffiliated.
- ◀ The Burnley Netball League is an outdoor summer league which operates out of Thomas Whitham Burnley Campus. It has three divisions with a total of 29 teams across it. The League matches take place on Tuesday evenings from 6pm-9pm.
- ◀ Play Netball also operates a league at the Spirit of Sport on Monday nights from 7pm-9pm.
- ◀ Sport England's Market Segmentation Tool identifies latent demand of 274 people who would like to participate in the sport within Burnley.

### **Scenarios**

#### *Loss of access at Thomas Whitham Burnley Campus*

As mentioned in the Assessment Report there are substantial levels of netball demand on the hockey suitable AGP at Thomas Whitham Burnley Campus from Burnley Netball League (unaffiliated) and Burnley NC. Both of which annually rent the use of the provision and do not have long term tenure on the site.

This was not seen as overly problematic until the management of the site altered following the folding of the Community Hub. Thomas Whitham Burnley Campus is now controlled by

# BURNLEY BOROUGH COUNCIL

## PLAYING PITCH & OUTDOOR SPORT STRATEGY

---

Lancashire County Council. Although community access is continuing at the time of writing this report, it is anticipated that if access were to be lost, the netball league would reduce in numbers or even fold. It is therefore recommended that long term tenure is secured for the community users.

This being said an alternative perspective would be for the League to secure tenure at Blessed Trinity Roman Catholic College as mentioned under the Hockey scenarios.

### **Recommendations**

- ◀ Protect existing quantity of courts.
- ◀ Improve court quality at sites assessed as poor or standard quality and sustain quality at sites assessed as good, especially at sites in use by clubs and for England Netball initiatives.
- ◀ Improve security of tenure for Burnley Netball League / Burnley NC at Thomas Whitham Burnley Campus.
- ◀ Explore formalising long term community use at Blessed Trinity Roman Catholic College with consideration given to Burnley Netball League.
- ◀ Explore the potential of formally affiliating Burnley Netball League to England Netball.
- ◀ Explore options to provide the Burnley Netball League with additional court space, potential via additional venues such as the hockey suitable pitch at Blessed Trinity Roman Catholic College.

### **Bowls greens**

#### **Supply and demand summary**

- ◀ **There is currently sufficient capacity for crown bowling greens to meet both current and future demand.**
- ◀ **There are three bowling clubs with circa 20 members or fewer which require support to ensure that they remain viable despite a low membership base.**

#### **Supply**

- ◀ There are 18 bowling greens in Burnley located across 13 sites.
- ◀ There are double green sites at Queens Park (Burnley), Ightenhill Park, Stoneyholme BC, Towneley Park Causeway End.
- ◀ A further two greens at Barden Gardens are identified as being disused.
- ◀ There are eight bowling greens in Burnley which are owned and managed by bowls clubs.
- ◀ The Council currently owns and manages ten operational greens across the Borough. Of these, three clubs, Stoneyholme BC, Queensgate BC and Briercliffe BC (Briercliffe Memorial Bowling Club) report that they have lease agreements for use of their greens.
- ◀ Following a non-technical assessment of greens in Burnley and cross referencing the findings against club consultation, most greens (ten or 55%) are rated as standard quality, with eight greens rated as good quality and no greens rated as poor quality.
- ◀ Ighten Mount BC is the only green with sports lighting in the Borough.

#### **Demand**

- ◀ There are 13 bowling clubs playing in Burnley. Where known, membership of these clubs' totals 376 with the average number of members being 31.
- ◀ Of responding clubs, eight clubs (66%) highlight aspirations to increase membership, however, none specifically quantify this with a number of members.
- ◀ The Burnley Sports Partnership supports the development of bowls within the Borough.
- ◀ Sport England's Market Segmentation Tool enables analysis of 'the percentage of adults that would like to participate in bowls but are not currently doing so'. The tool identifies latent demand of 159 people who would like to participate in the sport within Burnley.

# BURNLEY BOROUGH COUNCIL

## PLAYING PITCH & OUTDOOR SPORT STRATEGY

---

### **Capacity**

- ◀ St Andrews BC is operating at or above recommended capacity levels, with usage needing to be monitored to ensure that supply remains adequate.

### **Scenarios**

#### *Club sustainability*

The British Crown Green Bowling Association suggests that clubs operating with a membership of below 20 could be unsustainable. Padiham, Causeway End and Scott Park bowling clubs are all operating below or near this membership level and could therefore be considered at risk of folding. Assistance should be provided to these clubs in attempts to raise the levels of participation to more sustainable levels.

For some authorities, an amalgamation of clubs can often be a solution when numerous clubs are struggling for membership within a locality. If membership numbers at these clubs continues to decrease consideration should be given to club consolidation.

#### *Disused provision*

Two disused bowling greens are identified in Burnley, with these both being at Barden Gardens. As no clubs' express demand for an additional green, in addition to low levels of demand for the greens to be re-established, evidence exists to suggest that these could be re-purposed for meet other sporting demand such as recreational football and cricket.

### **Recommendations**

- ◀ Protect all existing used greens.
- ◀ Improve green quality at sites assessed as poor and standard quality and sustain quality at sites assessed as good.
- ◀ Seek to improve ancillary facility quality where it is necessary e.g., at Towneley Park Bowling Green, Lowerhouse BC and Greenhill Bowling Club.
- ◀ Support clubs operating with a high membership to ensure demand continues to be met on their existing provision.
- ◀ Assist clubs with lower levels of membership such as Padiham, Causeway End and Scott Park bowling clubs in increasing membership levels to become more sustainable.
- ◀ As there is no demand warranted to reinstate the disused greens at Barden Gardens look to repurpose them to meet recreational sports demand for football and cricket.
- ◀ Support the Burnley Bowls Partnership's involvement in developing bowls initiatives and helping clubs with low membership become more sustainable.

### **Multi Use Games Areas (MUGAs)**

#### ***Supply and demand summary***

- ◀ **There are shortfalls within the East Burnley & Cliviger and Padiham & Hapton analysis areas against a 700m walk time catchment.**

#### ***Supply***

- ◀ Across Burnley there is a total of 28 MUGAs.



# BURNLEY BOROUGH COUNCIL

## PLAYING PITCH & OUTDOOR SPORT STRATEGY

---

- ◀ Of the 28 MUGAs across Burnley all but one is managed by the Borough Council and available as open access meaning they do not need to be booked. The one at Burnley Boys & Girls Club is managed by the Club itself

### **Quality**

- ◀ In total across Burnley, 16 MUGAs are assessed as standard quality, whilst 11 are assessed as poor quality with significant issues surrounding grip, court markings and evidence of moss/lichen, whilst one court is assessed as good quality.

### **Demand**

- ◀ A total of 31% of the Borough's population (or 28,089 people) has no MUGA facility within a 700m metre catchment.
- ◀ East Burnley & Cliviger and Padiham & Hapton analysis areas have significant gaps in coverage of MUGAs. Analysis suggests that both analysis areas have less than 50% of the population within a 700 metre walking distance of a MUGA.

### **Scenarios**

#### *Football Foundation PlayZones Programme*

The Football Foundation, using investment from the Premier League, The FA and the Government via Sport England has released a new (2022) capital investment programme called the PlayZones Programme. This programme aims to engage with local communities across the Country to create outstanding sports and activity spaces and tackle inequalities in participation. The priority groups for the funding are:

- ◀ Lower socio-economic groups
- ◀ Disabled people with long term health conditions
- ◀ Women and girls
- ◀ Ethnically diverse communities

In partnership with The FF, the Council is now seeking to progress a number of innovative multi use games facilities through the FF Playzone Programme. Insight from this work should be used to inform future versions of the LFFP. In the previous Burnley LFFP, the following sites were identified for MUGA developments:

- ◀ Burnley College
- ◀ Burnley Football Club Community Sports Trust (Turf Moor)
- ◀ Burnley Boys & Girls Club
- ◀ Abel Street
- ◀ Rossendale Road
- ◀ Mitella Street
- ◀ Stoneyholme Community Centre
- ◀ Whittlefield Recreation Ground

Since the production of the LFFP the MUGA at Burnley College has been built upon and therefore should be removed with any update of the document. Furthermore, it is recommended that Barden Gardens is added to the list. This site has been identified as potential to be refurbished in conjunction with England Netball due to its proximity to the main netball site in the Borough (Thomas Whitham Burnley Campus). If refurbished it would create opportunities for informal participation in local communities.

### **Recommendations**

- ◀ Look to improve the quality of MUGAs across Burnley and work with relevant stakeholders to establish new provision in areas not currently serviced.
- ◀ Target those MUGAs identified within the PlayZones funding for improvements and update the LFFP as relevant.
- ◀ Look to add Barden Gardens MUGA to PlayZones/LFFP for development.



## BURNLEY BOROUGH COUNCIL PLAYING PITCH & OUTDOOR SPORT STRATEGY

---

- ◀ Examine establishing MUGAs identified in the LFFP at Burnley Football Club Community Sports Trust (Turf Moor) and Rossendale Road.

### **Other grass pitch sports**

#### ***Supply and demand summary***

- ◀ **Levels of provision for American football and rounders are considered sufficient to meet current and future levels of demand.**

#### ***Supply***

- ◀ In Burnley there are currently no American football clubs which play within the Borough. As a result, there are currently no dedicated American football pitches in the Borough.
- ◀ There are eight rounders pitches across two sites in Burnley. Burnley Leisure reports that both sites have the capacity for four marked pitches, at present three pitches are marked due to costing. The League rotates pitches throughout the summer to reduce the wear and tear on each pitch.

#### ***Demand***

- ◀ Burnley Tornados American FC operate four junior teams, two flag teams at Under 12 and Under 14 and two contact teams at Under 16 and Under 19. In addition, the Club extends into adult contact American football at 8v8 level under the Pennine Panthers name. All teams home base for matches and training is Nelson and Colne Rugby Club (Pendle).
- ◀ There are currently 17 rounders teams which play within the Burnley Rounders League. At present, seven teams play in the Monday League at Prairie Sports Village, whilst ten teams play in the Wednesday League at Towneley Park Playing Fields.
- ◀ Burnley Leisure reports that since the Covid-19 Pandemic the League has lost close to 50% of its teams, with upwards of 30 teams previously participating in the League, it does however suggest that it had started to see a drop in teams in the summer of 2019.
- ◀ Burnley Rounders Club is currently working with Rounders England to gain a grant to help increase rounders participation in the Borough. It plans to establish a Junior Rounders League for Under 13s, whilst also introducing an introduction and return to rounders session.

#### ***Scenarios***

N/A

#### ***Recommendations***

- ◀ Ensure rounders provision is marked out and maintained at Prairie Sports Village and Towneley Park Playing Fields.

### PART 5: STRATEGIC RECOMMENDATIONS

The strategic recommendations for the Strategy have been developed via the combination of information gathered during consultation, site visits and analysis which culminated in the production of an assessment report, as well as key drivers identified for the Strategy. They reflect overarching and common areas to be addressed, which apply across outdoor sports facilities and may not be specific to just one sport.

#### **OBJECTIVE 1**

To **protect** the existing supply of outdoor sport provision and ancillary facilities where it is needed for meeting current and future needs

#### **Recommendations:**

- a. Ensure, through the use of the PPOSS, that playing pitches and outdoor sport facilities are protected through the implementation of local planning policy.
- b. Secure tenure and access to sites for high quality, development minded clubs, through a range of solutions and partnership agreements.
- c. Maximise community use of education facilities where needed.

#### **Recommendation (a) – Ensure, through the use of the PPOSS, that playing pitches and outdoor sport facilities are protected through the implementation of local planning policy.**

The PPOSS Assessment shows that all currently used outdoor sports sites require protection and therefore cannot be deemed surplus to requirements because shortfalls would occur both now and, in the future, if they were lost. Consideration should also be given to the protection of disused/unmarked sites from development or replacement as they may offer potential to meet shortfalls, particularly for football and cricket, in the future. This being said, it is possible to replace provision as long as it meets Sport England Playing Field Policy/NPPF/Local Plan guidelines around mitigation (Replacement by equivalent or better provision).

National Planning Policy Framework (NPPF) Paragraph 99 states that existing open space, sports and recreational buildings and land, including playing fields, should not be built on unless:

- ◀ An assessment has been undertaken which has clearly shown the open space, buildings or land to be surplus to requirements; or
- ◀ The loss resulting from the proposed development would be replaced by equivalent or better provision in terms of quantity and quality in a suitable location; or
- ◀ The development is for alternative sports and recreational provision, the benefits of which clearly outweigh the loss of the current or former use.

Should outdoor sports facilities be taken out of use for any reason (e.g. Borough Council budget restraints), land should ideally be retained so that it can be brought back into use in the future.

## BURNLEY BOROUGH COUNCIL PLAYING PITCH & OUTDOOR SPORT STRATEGY

---

Although there are some identified shortfalls of match equivalent sessions i.e. football pitches, most demand is currently being met and most shortfalls are likely able to be addressed through quality improvements. It is therefore, not recommended as a priority to identify 'new' sites for provision.

The PPOSS should be used to help inform Development Management decisions that affect existing or new outdoor sports and ancillary facilities. All applications are assessed by the Local Planning Authority on a case by case basis taking into account site specific factors. In addition, Sport England is a statutory consultee on planning applications that affect or prejudice the use of playing fields and will use the PPOSS to help assess that planning application against its Playing Fields Policy<sup>4</sup>.

Sport England's Playing Fields Policy exception E1 only allows for development of disused playing fields if a Playing Pitch Strategy (in this case PPOSS) shows a clear excess in the quantity of playing pitch provision at present and in the future across all playing pitch sport types and sizes. Alternatively, a development would need to fall under one of the other Policy Exceptions (outlined below).

As well as Sport England Playing Fields and NPPF policies there is also a need to meet Local Plan policy as this is what any application would be assessed against.

### *Policy Exception E1:*

'A carefully quantified and documented assessment of current and future needs has demonstrated to the satisfaction of Sport England that there is an excess of playing field provision in the catchment, and the site has no special significance to the interests of sport'.

Where the PPOSS cannot demonstrate that the site, or part of a site, is clearly surplus to requirements then replacement of the site, or part of a site, will be required to comply with the remaining Sport England policy exceptions.

### *Policy Exception E2*

'The proposed development is for ancillary facilities supporting the principal use of the site as a playing field and does not affect the quantity and quality of playing pitches or otherwise adversely affect their use'.

### *Policy Exception E3*

'The proposed development affects only land incapable of forming part of a playing pitch and does not:

- ◀ Reduce the size of any playing pitch.
- ◀ Result in the inability to use any playing pitch (including the maintenance of adequate safety margins and run-off areas).
- ◀ Reduce the sporting capacity of the playing field to accommodate playing pitches or the capability to rotate or reposition playing pitches to maintain quality.
- ◀ Result in the loss of other sporting provision or ancillary facilities on the site.
- ◀ Prejudice the use of any remaining areas of playing field on the site'.

---

<sup>4</sup>[https://www.sportengland.org/how-we-can-help/facilities-and-planning/planning-for-sport#playing\\_fields\\_policy](https://www.sportengland.org/how-we-can-help/facilities-and-planning/planning-for-sport#playing_fields_policy)

# BURNLEY BOROUGH COUNCIL

## PLAYING PITCH & OUTDOOR SPORT STRATEGY

---

### *Policy Exception E4:*

'The playing field or fields to be lost as a result of the proposed development would be replaced, prior to the commencement of development, by a new playing field site or sites:

- ◀ of equivalent or better quality and
- ◀ of equivalent or greater quantity;
- ◀ in a suitable location and;
- ◀ subject to equivalent or better management arrangements.

### *Policy Exception E5*

'The proposed development is for an indoor or outdoor facility for sport, the provision of which would be of sufficient benefit to the development of sport as to outweigh the detriment caused by the loss, or prejudice of use, of the area of playing field'.

### *Disused sites*

Disused sites will also be considered in accordance with Sport England's policy exceptions. They provide a potential solution to reducing any identified shortfalls for football and rugby union. A disused site is a site where pitches were once, but are no longer, marked out and remain undeveloped.

Any disused playing fields are included within the Action Plan together with a recommendation in relation to potentially bringing the site back into use or to mitigate the loss on a replacement site to address the shortfalls identified.

### **Recommendation (b) – Secure tenure and access to sites through a range of solutions and partnership agreements.**

A number of school, commercial and private sites are being used in Burnley for competitive play, predominantly for football. In some cases, use of such facilities has been classified as secure; however, it is not necessarily formalised and relevant organisations should seek to establish appropriate community use agreements, including access to changing provision where required/available. This is especially the case for sites that have unsecured community use despite receiving high levels of use, such as at Shuttleworth College and Thomas Whitham Burnley Campus.

For unsecure sites, NGBs, Sport England and other appropriate bodies such as Burnley Leisure Trust and the Football Foundation can often help to negotiate and engage with providers where the local authority may not have direct influence. This is particularly the case at sites that have received funding from these bodies or are going to receive funding in the future as community access can be a condition of any agreement.

In the context of the Comprehensive Spending Review, which announced public spending cuts, it is increasingly important for the Council to work with voluntary sector organisations to enable them to take greater levels of ownership and support the wider development and maintenance of facilities. To facilitate this, where practical, it should support and enable clubs to generate sufficient funds, providing that this is to the benefit of sport.

The Council should further explore opportunities where security of tenure could be granted via lease agreements (minimum 25 years as recommended by Sport England and NGBs) so that clubs are in a position to apply for external funding. This is particularly the case at poor quality local authority sites, possibly with inadequate or no ancillary facilities, so that quality can be improved and sites developed.

## BURNLEY BOROUGH COUNCIL PLAYING PITCH & OUTDOOR SPORT STRATEGY

Local sports clubs should be supported by partners including the Council, NGBs or Burnley Leisure Trust to achieve sustainability across a range of areas including management, membership, funding, facilities, volunteers and partnership work. For example, club development should be supported, and clubs should be encouraged to develop evidence of business and sports development plans to generate income via their facilities.

All clubs could be encouraged to look at different management models such as registering as Community Amateur Sports Clubs (CASC)<sup>5</sup>. They should also be encouraged to work with partners locally, such as volunteer support agencies or local businesses.

For clubs with lease arrangements already in place, these should be reviewed when fewer than 25 years remain on existing agreements to secure extensions, thus improving security of tenure and helping them attract funding for site development. Any club with less than 25 years remaining on an agreement is unlikely to gain any external funding (unless the agreement has been recently entered into).

Each club interested in leasing a council site should be required to meet service and/or strategic recommendations. An additional set of criteria should also be considered, which takes into account club quality, aligned to its long-term development objectives and sustainability, as seen in the table below.

*Table 5.1: Recommended criteria for lease of council sport sites to clubs/organisations*

Club	Site
<p>Clubs should have Club Matters/NGBs accreditation award.</p> <p>Clubs commit to meeting demonstrable local demand and show pro-active commitment to developing school-club links.</p> <p>Clubs are sustainable, both in a financial sense and via their internal management structures in relation to recruitment and retention policy for both players and volunteers.</p> <p>Ideally, clubs should have already identified any match funding required for initial capital investment identified.</p> <p>Clubs have processes in place to ensure capacity to maintain sites to the existing, or better, standards.</p>	<p>Sites should be those identified as 'Local Sites' (recommendation d) for new clubs (i.e., not those with a Borough wide significance) but that offer development potential.</p> <p>For established clubs which have proven success in terms of self-management 'Key Centres' are also appropriate.</p> <p>As a priority, sites should acquire capital investment to improve (which can be attributed to the presence of a Club Matter/Charter Standard club).</p> <p>Sites should be leased with the intention that investment can be sourced to contribute towards improvement of the site.</p>

The Council could establish a series of core outcomes to derive from clubs taking on a lease arrangement to ensure that the most appropriate clubs are assigned to sites. As an example outcomes may include:

- ◀ Increasing participation.
- ◀ Supporting the development of coaches and volunteers.
- ◀ Commitment to quality standards.
- ◀ Improvements (where required) to facilities, or as a minimum retaining existing standards.

<sup>5</sup> <http://www.cascinfo.co.uk/cascbenefits>

## **BURNLEY BOROUGH COUNCIL PLAYING PITCH & OUTDOOR SPORT STRATEGY**

---

In addition, clubs should be made fully aware of the associated responsibilities/liabilities when considering leases of multi-use public playing fields. It is important in these instances that the sites remains available for other purposes and for other users.

### **Recommendation (c) - Maximise community use of education facilities where needed**

To maximise community use a more coherent, structured relationship with schools is recommended. The ability to access good facilities within the local community is vital to any sports organisation, yet many clubs struggle to find good quality places to play and train. In Burnley, pricing policies at facilities can be a barrier to access at some education sites but physical access, poor quality and resistance from schools to open up provision is also an issue, especially at some private schools and academies.

Many sporting facilities are located on education sites and making these available to sports clubs can offer significant benefits to both the schools and local clubs, as well helping to reduce identified shortfalls. It is, however, common for school provision not to be fully maximised for community use, even on established community use sites.

In some instances, facilities are unavailable for community use due to poor quality and therefore remedial works will be required before it can be established. The low carrying capacity of these facilities sometimes leads to them being played to capacity or overplayed simply due to curricular and extra-curricular use, meaning they cannot accommodate any additional use by the community.

As a priority, community use options should be explored at large schools offering numerous or significant pitch stock, such as the 3G at Shuttleworth College. Securing access to such sites will significantly reduce shortfalls throughout the analysis areas that they are based within.

Although there are a growing number of academies over which the Council has little or no control, it is still important to understand the significance of such sites and attempt to work with the schools where there are opportunities for community use. In addition, relevant NGBs have a role to play in supporting the Council to deliver upon this recommendation and communicating with schools where necessary to address shortfalls in provision.

Where new schools are provided in major new residential developments, they should be designed to facilitate community access, with opportunities for meeting the community's outdoor sports needs explored at the outset to maximise the potential for facility provision to be made within the developments, if appropriate. An example of this is ensuring the provision of youth 11v11 and/or youth 9v9 grass football pitches, given current shortfalls and their suitability for the playing format of students.

As detailed earlier, NGBs, Burnley Leisure Trust and Sport England can often help to negotiate and engage with schools where the local authority may have limited direct influence. This is particularly the case at sites that have received funding from the relevant bodies or are going to receive funding in the future as community access can be a condition of the funding agreement.



**OBJECTIVE 2**

To enhance outdoor sport provision and ancillary facilities through improving quality and management of sites

**Recommendations:**

- d. Improve quality
- e. Adopt a tiered approach (hierarchy of provision) to the management and improvement of sites.
- f. Work in partnership with stakeholders to secure funding
- g. Secure developer contributions.

***Recommendation (d) – Improve quality***

There are several ways in which it is possible to increase pitch quality and these are explored below.

***Ground Management Association (GMA) Pitch Advisory Service***

With quality of grass pitches becoming one of the biggest influences on participation, the Pitch Advisory Service (PAS, formerly the Grounds and Natural Turf Improvement Programme) was launched in 2014 and is funded by the GMA and its partners; the Football Foundation, Sport England, FA, ECB, RFU and RFL.

Its aim is to raise the standards of sports surfaces as well as the understanding of sports turf management practices among grassroots clubs across England and Wales. The PAS provides an enhanced network of support and expertise available to those maintaining natural turf pitches, particularly at a local level.

The service can be utilised by grassroots clubs, organisations and local authorities with the simple aim of improving the quality of grass pitches. The key principles behind the service are to provide members of the programme with advice/practical solutions via a report which will also identify the key enhanced maintenance works required along with machinery requirements.

Pitch providers are encouraged to complete a self-assessment of pitches using the Football Foundation PitchPower app. In August 2022, PitchPower was re-launched, with enhanced capability to support use beyond football pitches and is now accessible for the assessment of natural turf pitches for cricket, rugby league and rugby union

In relation to cricket specifically, maintaining high pitch quality is the most important aspect of the sport. If the wicket is poor, it can affect the quality of the game and, in some instances, become dangerous. The ECB recommends full technical assessments of wickets and pitches available through a Performance Quality Standard (PQS) assessment. The Performance Quality Standard Assessment assesses a cricket square to ascertain whether it meets the standards that are benchmarked by the Ground Management Association.



# BURNLEY BOROUGH COUNCIL

## PLAYING PITCH & OUTDOOR SPORT STRATEGY

---

### *Football Foundation PitchPower Assessment*

The Premier League, The FA and the Football Foundation are increasing efforts to improve the quality of grass pitches in England with the launch of the PitchPower app. Launched in 2020 alongside the Football Foundation Pitch Preparation Fund, The app is a new digital self-assessment tool to allow reports and recommendations to be made more quickly and easily once submitted for review by GMA regional pitch advisors.

The tool across mobile app and desktop is open to access by all providers, for example clubs, schools and local authorities. Following a PitchPower Assessment Report, organisations can work towards the recommended dedicated maintenance regime identified to improve the quality of their pitches.

In addition to non-technical assessments, a second assessment was undertaken for grass football pitches in April 2021 at 16 local authority managed/publicly accessible sites using the Football Foundation PitchPower app. Consequently, technical recommendations have been established through the PPOSS process for the local authority to act upon in delivering any improvement, whilst this exists at some club managed sites already.

### *Football Foundation Grass Pitch Maintenance Fund (GPMF)*

Eligible clubs and organisations can also utilise the report as an evidence base to acquire potential funding streams, for example, to obtain the required maintenance equipment. If a PitchPower assessment categorises pitches as 'poor' or 'basic' they are then eligible to apply for funding through the Football Foundation through the Grass Pitch Maintenance Fund<sup>6</sup>, a fund offering six-year tapered grants to help clubs enhance or sustain the quality of their grass pitches. The fund is a key part of the Football Foundation's Grass Pitch Improvement Programme - an ambition to deliver 20,000 good quality grass pitches by 2030. Clubs with good or standard quality pitches can also apply for a lower level of funding to improve and sustain quality.

All applicants must have the required security of tenure and have received a PitchPower Pitch Assessment Report, with the fund currently open to football clubs, leagues, and charities. Local authorities are not currently eligible applicants, however, clubs, leagues and charitable organisations using local authority sites can apply provided they have security of tenure.

The Council is not presently eligible to access the GPMF as an applicant, however, can undertake technical assessment of pitches using the PitchPower app. Opportunities to access the fund to support presently Council managed sites include establishment of a service level agreement with a resident club for maintenance responsibilities, or transfer of long-term management to the club/organisation through leasehold or CAT, both enabling the club/organisation to apply to the fund.

It should be noted that Burnley Borough Council is currently working with the Football Foundation on a pilot project regarding PitchPower/GPMF and identify potential funding opportunities to enhance Council pitch quality in the future. The Council is looking to access funds to improve pitches at Towneley Park Playing Fields, Fennyfold Playing Fields, Prairie Sports Village and Queens Park.

Furthermore, the Football Foundation also launched a new Groundskeeping Community online platform in 2019 which provides a resource of expert advice for grounds staff, enabling them to connect with peers, discover new tips and tricks and share advice on best

---

<sup>6</sup> <https://footballfoundation.org.uk/grant/grass-pitch-maintenance-fund>

## **BURNLEY BOROUGH COUNCIL PLAYING PITCH & OUTDOOR SPORT STRATEGY**

---

industry practice. Users can seek guidance from the GMA regional pitch advisors, who are available to answer questions and update members on changes to industry standards.

### ***Addressing quality issues***

Where facilities are assessed as standard or poor quality and/or overplayed, maintenance regimes should be reviewed and, where possible, improved to ensure that what is being done is of an appropriate standard to sustain/improve pitch quality. Ensuring continuance of existing maintenance of good quality sites is also essential.

It is also important to note the impact the weather has on quality. The worse the weather, the poorer facilities tend to become, especially if there is no dedicated drainage system in place or if existing drainage systems are inadequate or have become compromised or poorly maintained. This also means that quality can vary, year on year, dependent upon the weather and levels of rainfall.

Based upon an achievable target using existing quality scoring to provide a baseline, a standard should be used to identify deficiencies and investment should be focused on those sites which fail to meet the proposed quality standard (using the site audit database as provided in electronic format). The Strategy approach to playing pitches and outdoor sports facilities achieving these standards should be to enhance quality and therefore the planning system should seek to protect them.

For the purposes of quality assessments, the PPOSS refers to playing pitches and outdoor sports facilities and ancillary facilities separately as being of 'Good', 'Standard' or 'Poor' quality. For example, some good quality sites have poor quality elements and vice versa (e.g. a good quality pitch may be serviced by poor quality changing facilities).

Good quality refers to pitches that have, for example, good grass cover, an even surface, are free from vandalism and litter. For rugby union, a good quality pitch is also pipe and/or slit drained. In terms of ancillary facilities, good quality refers to access for disabled people, sufficient provision for referees, juniors/women/girls and appropriate provision of showers, toilets and car parking.

Standard quality refers to pitches that have, for example, adequate grass cover, minimal signs of wear and tear and goalposts may be secure but in need of minor repair. For rugby union, drainage is natural but adequate. In terms of ancillary facilities, standard quality refers to adequately sized changing rooms, storage provision and provision of toilets.

Poor quality refers to provision with, for example, inadequate grass cover, uneven surfaces and poor drainage. For rugby, pitches will have inadequate natural drainage. In terms of ancillary facilities, poor quality refers to inappropriate changing rooms with no showers, no running water and/or old, dated interiors. If a poor quality site receives little or no usage that is not to say that no improvement is needed, it may instead be the case that it receives no demand because of its quality, thus an improvement in said quality will attract demand to the site, potentially from overplayed standard or good quality sites.

Without appropriate, fit for purpose ancillary facilities, good quality pitches may be underutilised. Changing facilities form the most essential part of this offer and therefore key sites should be given priority for improvement. Also, key sites without a suitable offer may not be able to establish or grow participation in key sport development areas with specific requirements, such as disability or women and girls' sport.

To prioritise investment into key sites it is recommended that the steering group works up a list of criteria, relevant to Burnley, to provide a steer on future investment.

## BURNLEY BOROUGH COUNCIL PLAYING PITCH & OUTDOOR SPORT STRATEGY

For improvement/replacement of artificial grass pitches refer to Sport England and National Governing Bodies 'Selecting the Right Artificial Surface for Hockey, Football, and Rugby Union' document for a guide as to suitable artificial grass pitch surfaces: <https://www.sportengland.org/how-we-can-help/facilities-and-planning/design-and-cost-guidance/outdoor-surfaces>

### **Addressing overplay**

In order to improve the overall quality of the outdoor facility stock, it is necessary to ensure that provision is not overplayed beyond recommended carrying capacity. This is determined by assessing quality (via a non-technical site assessment) and allocating a match limit to each (daily for hockey, weekly for football, rugby league and rugby union and seasonal for cricket).

The FA, RFU, RFL, ECB and EH all recommend a maximum number of matches that pitches should take based on quality, as seen in the table below. For other grass pitch sports, no guidelines are set by the NGBs although it can be assumed that a similar trend should be followed.

*Table 5.2: Carrying capacity of pitches*

Sport	Pitch type	No. of matches		
		Good quality	Standard quality	Poor quality
Football	Adult pitches	3 per week	2 per week	1 per week
	Youth pitches	4 per week	2 per week	1 per week
	Mini pitches	6 per week	4 per week	2 per week
Rugby union	Natural Inadequate (D0)	2 per week	1.5 per week	0.5 per week
	Natural Adequate (D1)	3 per week	2 per week	1.5 per week
	Pipe Drained (D2)	3.25 per week	2.5 per week	1.75 per week
	Pipe and Slit Drained (D3)	3.5 per week	3 per week	2 per week
Rugby league	Senior pitches	3 per week	2 per week	1 per week
Cricket	One grass wicket	5 per season	4 per season	0 per season
	One synthetic wicket	60 per season	60 per season	0 per season
Hockey	Sand/water based AGP	4 per day	4 per day	N/A

For non-pitch sports, capacity is not linked to the number of matches taking place but rather the number of members (and other users) attracted to a site. For example, for tennis, a hard court is said to have capacity for 60 members if it is serviced by sports lighting, whereas a non-lit court has capacity for 40 members (this varies for grass courts).

It is imperative to engage with clubs to ensure that sites are not played beyond their capacity. Where overplay is identified, play should be encouraged, where possible, to be transferred to alternative venues that are not operating at capacity, or quality, where possible, should be improved to increase capacity to appropriate levels. Where play is transferred, this may include transferring play to 3G pitches or to sites not currently available for community use but which may be in the future.

For cricket, an increase in NTPs is key to alleviating overplay as this allows for the transfer of recreational demand from grass wickets at Towneley Park Playing Fields. It also does not require any additional playing pitch space as NTPs can be installed in situ with existing squares.

As mentioned earlier, there are also sites that are poor quality but are not overplayed. These should not be overlooked as often poor quality sites have less demand than others but demand could increase if the quality was improved. It does, however, work both ways as potential improvements may make sites more attractive and therefore more popular, which in the long run can lead again to them becoming poor quality pitches if not properly maintained.

### *Improving changing provision*

There is a need to address changing provision at some sites in the Borough (these are detailed in the Action Plan). As previously mentioned, without appropriate, fit for purpose ancillary facilities, good quality pitches may be underutilised. Changing facilities form the most essential part of this offer and therefore key sites should be given priority for improvement.

Sites which predominantly accommodate adult and/or older junior age group sports should be prioritised for improvements, whilst there is a trend for younger junior age groups (particularly for football) not to require use of changing provision, with suitable male and female toilet provision for players and spectators considered to be of greater importance.

### **Recommendation (e) – Adopt a tiered approach (hierarchy of provision) to the management and improvement of sites**

To allow for facility developments to be programmed within a phased approach, the Council should adopt a tiered approach to the management and improvement of outdoor sport sites and associated facilities. Please refer to Part 6: Action Plan for the proposed hierarchy.

### **Recommendation (f) – Work in partnership with stakeholders to secure funding**

Partners, led by the Council, should ensure that appropriate funding is secured for improved sports provision and directed to areas of need. This should be underpinned by a robust strategy for improvement in outdoor sport provision and accompanying ancillary facilities.

In order to address the community's needs, to target priority areas and to reduce duplication of provision, there should be a co-ordinated approach to strategic investment. In delivering this recommendation, the Council should maintain a regular dialogue with local partners and through the PPOSS Steering Group.

Although some investment in new provision will not be made by the Council directly, it is important that the Steering Group seeks to direct and lead a strategic and co-ordinated approach to facility development. This includes delivery from education sites, NGBs, sports clubs and the commercial sector.

# BURNLEY BOROUGH COUNCIL

## PLAYING PITCH & OUTDOOR SPORT STRATEGY

One of sport's greatest contributions is its positive impact on public health and it is therefore important to lever in investment from other sectors such as, for example, health and wellbeing. Sport and physical activity can have a profound effect on peoples' lives, and plays a crucial role in improving community cohesion, educational attainment and self-confidence.

### Recommendation (g) – Secure developer contributions

Burnley Borough Council's (BBC) current methodology for securing developer contributions is identified within its current Local Plan under Policy IC4: Infrastructure and Planning Contribution<sup>7</sup>. This is outlined in greater detail in the Figure below.

Figure 5.1: BBC's Local Plan Policy IC4: Infrastructure and Planning Contribution

#### Policy IC4: Infrastructure and Planning Contributions

- 1) Development will be required to provide or contribute towards the provision of the infrastructure needed to support it.
- 2) The Council will seek planning contributions where development creates a requirement for additional or improved services and infrastructure and/or to address the off-site impact of development so as to satisfy other policy requirements. Planning contributions may be sought to fund a single item of infrastructure or to fund part of an infrastructure item or service.<sup>132</sup>
- 3) Where new infrastructure is needed to support development, the infrastructure must be operational no later than the appropriate phase of development for which it is needed.
- 4) Contributions may be sought for the initial provision and/or ongoing running and maintenance costs of services and facilities.
- 5) Contributions will be negotiated on a site-by-site basis and will only be sought where these are:
  - a) necessary to make the development acceptable in planning terms;
  - b) directly related to the development; and
  - c) fairly and reasonably related in scale and kind to the development.
- 6) Appropriate matters to be funded by planning contributions include, but are not limited to:
  - Affordable housing
  - Public realm improvements and creation, including public art
  - Improvements to Heritage Assets
  - Flood defence and alleviation schemes, including SuDS
  - Biodiversity enhancements
  - Open space, including green infrastructure and allotments
  - Transport improvements, including walking and cycling facilities
  - Police infrastructure
  - Education provision
  - Utilities
  - Waste management
  - Health infrastructure
  - Sport, leisure, recreational, cultural and other social and community facilities
- 7) Where contributions are requested or unilaterally proposed and the viability of development proposals is in question, applicants should provide viability evidence through an 'open book' approach to allow for the proper review of evidence submitted and for reasons of transparency.

<sup>7</sup><https://burnley.gov.uk/wp-content/uploads/2022/04/Burnleys-Local-Plan-Adopted-Version-Final-With-erratum-28-Sep-2018.pdf>



## BURNLEY BOROUGH COUNCIL PLAYING PITCH & OUTDOOR SPORT STRATEGY

---

There is no immediate plan to update the Local Plan therefore the abovementioned methodology will be continued to be used for the immediate future. When the time comes to update the Local Plan, it is advised that the Council should incorporate aspects of Sports England's Playing Pitch Calculator. This can be used as a tool for helping to determine the additional demand for pitches and to estimate the likely developer contribution required linking to sites within the locality. This should form part of the Council working with Sport England to develop a process and guidance for obtaining developer contributions.

The calculator uses the current number of teams by sports pitch type contained within the Assessment Report and calculates the percentage within each age group that play that sport. That percentage is then applied to the population growth. The additional teams likely to be generated are then converted into match equivalent sessions and associated pitch requirements in the peak period, with the associated costs (both for providing the pitch/facility and for its life cycle) then given. The calculator splits the requirement into peak time demand for natural turf pitches, training demand for artificial grass pitches, and the number of new changing rooms required.

The PPOSS should be used to help determine the likely impact of a new development on demand and the capacity of existing sites in the area, and whether there is a need for improvements to increase capacity of existing provision or if new provision is required. Where a development is located within access of existing high-quality provision, this does not necessarily mean that there is no need for further provision or improvement to existing provision, as additional demand arising from the development is likely to result in increased usage (which can result in overplay or quality deterioration).

The guidance should form the basis for negotiation with developers to secure contributions to include provision and/or enhancement of appropriate provision and subsequent maintenance. S106 contributions could also be used to improve the condition of the pitches in order to increase pitch capacity to accommodate more matches.

Sport England recommends that a number of objectives should be implemented to enable the above to be delivered:

- ◀ Planning consent should include appropriate conditions and/or be subject to specific planning obligations. Where developer contributions are applicable, a S106 agreement or equivalent must be completed that should specify, when applied, the amount that will be linked to Sport England's Building Cost Information Service from the date of the permission and timing of the contribution/s to be made.
- ◀ Contributions should also be secured towards the first ten years of maintenance on new pitches (lifecycle costs), the cost of which is indicated by the Sport England Playing Pitch Calculator. NGBs and Sport England can provide further and up to date information on the associated costs.
- ◀ External funding should be sought/secured to achieve maximum benefit from the investment into appropriate facility enhancement, alongside other open space provision, and its subsequent maintenance.
- ◀ Where new provision is provided, appropriate changing rooms and associated car parking should be located on site (Considering SPD and viability).
- ◀ All new or improved outdoor sports facilities on school sites should be subject to community use agreements.

For further information, please see Part 7 of this report.

### **OBJECTIVE 3**

To provide new outdoor sport provision and ancillary facilities where there is current or future demand to do so

#### **Recommendations:**

- h. Rectify quantitative shortfalls through the current facility stock.
- i. Identify opportunities to increase to the overall stock to accommodate both current and future demand.

#### **Recommendation (h) - Rectify quantitative shortfalls through the current stock**

The Council and its partners should work to rectify identified inadequacies and meet identified shortfalls as outlined in the preceding Assessment Report and the sport-by-sport specific recommendations (Part 4) as well as the following Action Plan (Part 6).

It is important that the current levels of provision are protected, maintained and enhanced to secure provision both for now and in the future. Maximising use of existing provision through a combination of the following will help to reduce shortfalls and accommodate future demand:

- ◀ Improving quality in order to improve the capacity to accommodate more demand.
- ◀ Transferring demand from overplayed sites to sites with spare capacity.
- ◀ The re-designation of facilities e.g. converting an unused pitch (or pitch type) for one sport to instead cater for another sport (or another pitch type).
- ◀ Securing community use at school sites including those currently unavailable.
- ◀ Working with commercial and private providers to increase usage.

The PPOSS identifies priority sites that should be focused upon, including those that are presently overplayed and/or poor quality, or unused sites that are particularly large. It also advises how issues can be overcome.

#### **Recommendation (i) - Identify opportunities to add to the overall stock to accommodate both current and future demand**

The Steering Group should use and regularly update the Action Plan within this Strategy. The Action Plan lists recommendations for each site, focused upon both qualitative and quantitative improvements, which if delivered will lessen the need for new provision.

Linked to the above and as evidenced in Part 4, although there are identified shortfalls of match equivalent sessions, most current and future demand is currently being met and most shortfalls can be addressed via quality improvements and/or improved access to sites that are presently used minimally or that are currently unavailable. Adding to the current stock, particularly in the short term, is therefore not recommended as a priority, except for cricket, rugby union and tennis, where there is discrete need, and for 3G pitches, the shortfall for which cannot be reduced without new stock.

Large scale housing developments and the establishment of new schools may also necessitate the need for new provision. Where new schools are developed, there is an opportunity to combine the building of the School to the development of a new multi-sport site that will be of a benefit to the School as well as the wider community.



## **BURNLEY BOROUGH COUNCIL PLAYING PITCH & OUTDOOR SPORT STRATEGY**

---

For housing developments, as outlined in Recommendation (g), Sport England's Playing Pitch Calculator can be used as a guide to inform requirements. See Part 7 for further information.

# BURNLEY BOROUGH COUNCIL

## PLAYING PITCH & OUTDOOR SPORT STRATEGY

### PART 6: ACTION PLAN

The site-by-site action plan seeks to address key issues identified in the preceding Assessment Report. It provides recommendations based on current levels of usage, quality and future demand, as well as the potential of each site for enhancement. It is separated by analysis area and includes information pertaining to the sub sections below.

#### **Site hierarchy**

The Council should make it a high priority to work with NGBs and other partners to comprise a priority list of actions based on local priorities, NGB priorities and available funding. As stated in Recommendation (e), to allow for facility developments to be programmed within a phased approach, the Council should adopt a tiered approach to the management and improvement of playing pitch sites and associated facilities.

The identification of sites is based on their strategic importance in a Borough-wide context i.e., they accommodate the majority of demand, or the recommended action has the greatest impact on addressing shortfalls identified either on a sport-by-sport basis or across the Council area as a whole.

*Table 6.1: Proposed tiered site criteria*

Criteria	Hub sites	Key centres	Local sites
Site location	Strategically located in the Borough. Priority sites for NGBs.	Strategically located within the analysis area.	Serves the local community.
Site layout	Accommodates three or more grass pitches, generally including provision of an AGP (or with the potential).	Accommodates two or more grass pitches.	Accommodates one or two pitches.
Type of sport	Multi-sport provision. Could also operate as a central venue.	Single or multi-sport provision.	Generally single sport provision but may cater for two.
Management	Management control allows for wide community use, i.e., through the local authority, a leisure operator or a school with a community use agreement.	Management control generally allows for wide community use but may include sites that are owned or leased by clubs/other organisations.	Management control can be via the local authority, schools, clubs and other providers.
Maintenance regime	Maintenance regime aligns or could align with NGB guidelines.	Maintenance regime aligns or could align with NGB guidelines.	Standard maintenance regime or an in-house maintenance contract.
Ancillary facilities	Good quality ancillary facilities on site (or potential), with sufficient changing rooms and car parking to serve the number of pitches; may include wider social/function facilities.	Good quality ancillary facility on site (or potential), with sufficient changing rooms and car parking to serve the number of pitches.	Limited or no changing room access on site.

# BURNLEY BOROUGH COUNCIL

## PLAYING PITCH & OUTDOOR SPORT STRATEGY

---

**Hub sites** are of Borough wide importance where users are willing to travel to access the range and high quality of facilities offered and are likely to be multi-sport. These have been identified on the basis of the impact that the site will have on addressing the issues identified in the assessment.

**Key centres** are more community focused, although some are still likely to service a wider analysis area (or slightly wider); however, there may be more of a focus on a specific sport i.e., a dedicated site.

It is considered that some financial investment may be necessary to improve the facilities at both hub sites and key sites. This could be to improve the provision, create additional provision (e.g., a 3G pitch) or to enhance the ancillary facilities in terms of access, flexibility (i.e., single-sex changing if necessary) and quality as well as ensuring that they meet the rules and regulations of local competitions.

**Local sites** refer to those sites offering minimal provision or that are of minimal value to the wider community. Primarily they are sites with one pitch/facility or a low number of pitches/facilities that service just one or two sports (e.g., bowling green sites).

For local authority local sites, consideration should be given, on a site-by-site basis, to the feasibility of a club taking on a long-term lease (if not already present), in order that external funding can be sought. Such sites will require some level of investment, either to the outdoor sport facilities or ancillary facilities and is it anticipated that one of the conditions of offering a hire/lease is that the Club would be in a position to source external funding to improve/extend the provision.

Other sites considered in this tier may be primary school sites or secondary school sites that are not widely used by the community or that do not offer community availability.

### **Partners**

The column indicating partners refers to the main organisations that the Council would look to work with to support delivery of the actions.

Given the extent of potential actions, it is reasonable to assume that partners will not necessarily be able to support all the actions identified but where the action is a priority and resource is available the partner will endeavour to assist.

As all sites sit within the local authority area, the Council is considered to be a partner for each identified action (as the column indicates partners for the Council) and is therefore not included. However, it is acknowledged that it will take on more of a leading role for some specific sites and some specific actions (e.g., at council venues).

### **Priority**

Although hub sites are mostly likely to have **high** priority actions, as they have wide importance, these have been identified on the basis of the impact that the site will have on addressing the key issues identified in the assessment. Therefore, some key centres and local sites are also identified as having a high priority level. It is these projects/sites which should generally, if possible, be addressed within the short term (1-2 years).

The majority of key centres have **medium** priority actions. These have analysis area importance and are identified on the basis of the impact that they will have on addressing the issues identified in the assessment, although not to the same extent as high priority actions.

## BURNLEY BOROUGH COUNCIL PLAYING PITCH & OUTDOOR SPORT STRATEGY

---

The **low** priority actions tend to be for single pitch or single sport sites and often club or education sites with local specific importance but that may also contribute to addressing the issues identified in the assessment for specific users. Whilst low priority, there may be opportunities to action some of the recommendations made against such sites relatively quickly e.g., through S106 funding.

### **Costs**

The strategic actions have also been ranked as low, medium or high based on cost. The brackets are:

- ◀ (L) -Low - less than £50k
- ◀ (M) -Medium - £50k-£250k
- ◀ (H) -High £250k and above

These are based on Sport England's estimated facility costs which can be found at: <https://www.sportengland.org/guidance-and-support/facilities-and-planning/design-and-cost-guidance/facility-cost-guidance>

### **Timescales**

The Action Plan has been created to be delivered over a ten-year period and the information within the Assessment Report, Strategy and Action Plan will require updating as developments occur. The indicative timescales relate to delivery times and are not priority based:

- ◀ (S) -Short (1-2 years)
- ◀ (M) - Medium (3-5 years)
- ◀ (L) - Long (6+ years)

### **Aim**

Each action seeks to meet at least one of the three Sport England aims of the Strategy; **Enhance, Provide, Protect.**

# BURNLEY BOROUGH COUNCIL PLAYING PITCH & OUTDOOR SPORT STRATEGY

## NORTH BURNLEY ANALYSIS AREA

### Summary

Sport	Analysis area	Current demand		Future demand (2032)
		Pitch type	Current capacity total in MES <sup>[1]</sup>	Future capacity total in MES
Football (grass pitches)	North Burnley	Adult	Spare capacity of 1	Spare capacity of 0.5
		Youth 11v11	<i>Demand is being met</i>	<b>Shortfall of 1.5</b>
		Youth 9v9	<b>Shortfall of 0.5</b>	<b>Shortfall of 1</b>
		Mini 7v7	Spare capacity of 1	<b>Shortfall of 0.5</b>
		Mini 5v5	<i>Demand is being met</i>	<i>Demand is being met</i>
	Burnley	Adult	<b>Shortfall of 1.5</b>	<b>Shortfall of 2.5</b>
		Youth 11v11	Spare capacity of 0.5	<b>Shortfall of 2</b>
		Youth 9v9	<b>Shortfall of 0.5</b>	<b>Shortfall of 1.5</b>
		Mini 7v7	Spare capacity of 2.5	Spare capacity of 1.5
		Mini 5v5	Spare capacity of 1.5	Spare capacity of 0.5
3G	North Burnley	Full size, floodlit	<i>Demand is being met</i>	<i>Demand is being met</i>
Cricket	North Burnley	Saturday	<i>Demand is being met</i>	<i>Demand is being met</i>
		Sunday	<i>Demand is being met</i>	<i>Demand is being met</i>
		Midweek	<i>Demand is being met</i>	<i>Demand is being met</i>
	Burnley	Saturday	<b>Shortfall of 15</b>	<b>Shortfall of 15</b>
		Sunday	<b>Shortfall of 3</b>	<b>Shortfall of 3</b>
		Midweek	<b>Shortfall of 16</b>	<b>Shortfall of 22</b>
Rugby union	North Burnley	Senior	Spare capacity of 1	Spare capacity of 1
	Burnley	Senior	Spare capacity of 1	Spare capacity of 1
Rugby league	Burnley	Provision	<i>Demand is being met</i>	<i>Demand is being met</i>
Hockey	Burnley	Full size, floodlit	Sufficient quantity	Sufficient quantity
Tennis	Burnley	Courts	Sufficient quantity <b>but quality issues</b>	Sufficient quantity <b>but quality issues</b>
Bowls	Burnley	Provision	Sufficient quantity	Sufficient quantity
Golf	Burnley	Provision	Sufficient quantity	Sufficient quantity
MUGAs	Burnley	Provision	<b>Shortfalls within the East Burnley &amp; Cliviger and Padiham &amp; Hapton analysis areas</b>	<b>Shortfalls within the East Burnley &amp; Cliviger and Padiham &amp; Hapton analysis areas</b>
Other sports	Burnley	Provision	<i>Demand is being met</i>	<i>Demand is being met</i>

[1] MES – match equivalent sessions per week (per season for cricket)

**BURNLEY BOROUGH COUNCIL  
PLAYING PITCH & OUTDOOR SPORT STRATEGY**

Site ID	Site	Postcode	Sport	Management	Current status	Recommended actions	Partners	Site hierarchy tier	Priority	Timescales	Cost	Aim
1	Bank Hall Pitch	BB10 3AT	Football <i>(Disused)</i>	Private	Previously accommodated one adult pitch, with changing rooms and secure fencing. The site has been disused for a number of years. Rosegrove JFC aspires to develop the pitch and ancillary facilities, whilst also developing a secure perimeter fence. It has had conversations with the current landowner around bringing the site back into use. It states that this is still currently aspirational, however plans to continue exploring this opportunity.	Explore the opportunity to re-establish the site for community football use. Explore feasibility to redevelop ancillary facilities onsite.	Private Sports club Council LFA FF	Local	L	M	M-H	Enhance Provide
2	Barden Gardens	BB10 1JA	Bowls/ Football <i>(informal)</i>	Council	Two greens at Barden Gardens identified as being disused. The disused greens are overgrown and are therefore unable to be used for bowls. Currently used for informal football. The Council has plans to provide small goals on one of the greens on the site and to maintain the remaining grassed area.	As there is no requirement to reinstate the greens for bowls look to repurpose them for recreational football / cricket. Explore the opportunity to install goal posts to support use for recreational football.	Council BCGBA LFA FF	Local	L	L	L	Enhance Protect
			Tennis		Two poor quality macadam courts with no sports lighting.	Explore repurposing the courts into a more MUGA style provision.	Council LTA EN		M	S	L	Enhance Protect
			MUGA		One poor quality MUGA with no sports lighting.	Look to develop the improve MUGA quality through potential funding streams.			M	M	L	Enhance Protect
3	Barden Lane Athletics Track	BB10 1JQ	Football	Burnley Leisure	One standard quality adult pitch. Pitch has actual spare capacity of one MES per week. In 2021, the site received funding to improve pitches through Football Foundation GPMF. Ancillary provision of poor quality. Burnley United FC suggests that there is a need for investment into the changing room and clubhouse.	Look to improve pitch quality with enhanced levels of maintenance. Explore the potential of improving ancillary provision.	Trust LFA FF	Local	L	M-L	M	Enhance Protect
6	Basnett Street Playing Field	BB10 3ES	Football	School	One standard quality youth 11v11 available for community use. Pitch is played to capacity at peak time.	Look to improve pitch quality with enhanced levels of maintenance.	School LFA FF	Local	L	L	L	Enhance Protect
9	Briercliffe Recreation Ground	BB10 2HX	Football	Parish council	One mini 7v7 and one mini 5v5 pitch of poor quality. Pitches have potential spare capacity which has been discounted due to poor pitch quality. Ancillary provision of poor quality.	Look to improve pitch quality with enhanced levels of maintenance. Explore the potential of improving ancillary provision.	Parish council LFA FF	Local	L	L	L	Enhance Protect
			MUGA		One standard quality MUGA with sports lighting.	Sustain quality with appropriate levels of maintenance and retain as current use.			L	L	L	Protect

**BURNLEY BOROUGH COUNCIL  
PLAYING PITCH & OUTDOOR SPORT STRATEGY**

Site ID	Site	Postcode	Sport	Management	Current status	Recommended actions	Partners	Site hierarchy tier	Priority	Timescales	Cost	Aim
11	Thomas Whitham Burnley Campus	BB10 1JD	Football	County Council	In previous years one adult and one youth 11v11 pitches have been marked on the grass playing field at Thomas Whitham Burnley Campus. Management of the site has recently changed to Lancashire County Council following the folding of the previous Community Hub on the site.	If required explore the opportunity of securing use and bringing pitches back into use for community use.	County Council LFA FF LTA EH EN	Local	L	L	L	Provide
			AGP		One poor quality full size (88x52) sand filled AGP with sports lighting and available for community use. Pitch was laid in 2009 and has since not been resurfaced. Although named as full size pitch, it falls just outside EH guidelines (91.4x55) for competitive hockey. Used extensively for netball and football.	Explore the feasibility of resurfacing poor quality pitch for both curricular use and community netball use. Ensure the provider has in place a mechanism for future sustainability, such as a sinking fund formed over time for repair and resurfacing when necessary. Look to secure tenure for netball users and establish a dedicated netball hub.			M	M	M-H	Enhance Protect
			Tennis/ Netball		Four macadam tennis courts overmarked with three netball courts. Provision is poor quality and not accompanied by sports lighting. Netball provision is used for community netball.	Improve the quality of the provision as appropriate and look to secure tenure for community users.						
12	Burnley College	BB12 0AN	3G	College	One standard quality full size (110 x70) 3G pitch, with sports lighting and available for community use. Pitch is on the FA 3G Pitch Register. Actual spare capacity of 10% during the week. With actual spare capacity of 33% on weekends. In recent years the pitch has received remedial work to maintain quality. Ancillary provision of good quality.	As pitch is past its recommended 10 year lifespan ensure it is resurfaced and then maintained to sustain pitch quality. Ensure the provider has in place a mechanism for future sustainability, such as a sinking fund formed over time for repair and resurfacing when necessary. Ensure the pitch is retained on the FA 3G Pitch Register so that it can support use for competitive match play and is renewed when required.	College LFA FF	Local	M	M	M	Enhance Protect
20	Disraeli Street	BB10 1HR	Football <i>(informal)</i>	Council	Plans to have grass pitch installed with informal goalposts and AstroTurf goalmouth.	Explore opportunity to install informal goalposts and AstroTurf goalmouths onsite.	Council LFA, FF	Local	L	L	L	Provide
27	Lanehead/ Kibble Bank	BB10 2RQ	Football <i>(informal)</i>	Council	One set of 9-a-side goals. Was used as a formal pitch in the past but only used for informal use now.	Protect pitch for informal use and maintain as required	Council LFA, FF	Local	L	L	L	Protect Provide
			MUGA		One standard quality MUGA with sports lighting.	Sustain quality with appropriate levels of maintenance and retain as current use.						Council



Site ID	Site	Postcode	Sport	Management	Current status	Recommended actions	Partners	Site hierarchy tier	Priority	Timescales	Cost	Aim
33	Prairie Sports Village	BB10 2FU	Football	Burnley Leisure	Four youth 9v9, four mini 7v7 and two mini 5v5 pitches all of standard quality. Youth 9v9 pitches are currently played to capacity at peak time. Mini 7v7 pitches have actual spare capacity of one MES per week. Mini 5v5 pitches are currently played to capacity. Ancillary provision of good quality.	Look to improve pitch quality with enhanced levels of maintenance. Explore the opportunity to add to the LFFP priority list for pitch improvements.	Trust LFA FF RFU EG	Hub Site	L	L	L	Enhance Protect
			3G		One standard quality and one good quality full size (65x102) 3G pitches. Both pitches have sports lighting and are available for community use. Both pitches are on the FA 3G Pitch Register, whilst the good quality pitch is also WR compliant. The standard quality pitch has actual spare capacity of 3% during the week, whilst it also has actual spare capacity of 19% on weekends. The good quality pitch is played to capacity during the week, whilst it has actual spare capacity of 25% on weekends.	Look to improve and maintain pitch quality with enhanced levels of maintenance. Ensure the provider has in place a mechanism for future sustainability, such as a sinking fund formed over time, for repair and resurfacing when necessary. Ensure the pitches are on the 3G Register so that they can support use for competitive match play and is renewed when required. Ensure continued use for Burnley RUFC and American football as required.			L	L	L	Enhance Protect
			Rugby union		One senior pitch of M1/D1 (Standard quality). Used as an overspill pitch by Burnley RUFC.	Protect pitch for overspill use for Burnley RUFC.			L	L	L	Protect
			Golf		A covered 18-bay driving range. This is available for anyone to use on a pay and play basis and the provision is serviced by floodlighting to allow all-year round and late evening usage.	Sustain driving range quality with appropriate maintenance.			L	L	L	Protect
			Rounders		Four standard quality rounders pitches.	Ensure pitches are marked out as required to meet demand.			L	L	L	Protect
34	Queens Park (Burnley)	BB10 3EF	Football	Council	One mini 5v5, two mini 7v7 and two youth 9v9 pitches of standard quality. Mini 5v5 pitch is played to capacity. Mini 7v7 pitches are played to capacity. Youth 9v9 pitches are overplayed by 0.5 MES per week. Rosegrove JFC reports that the Council has secured funding to install purpose-built drainage across the pitches. Site is listed on the LFFP priority list for pitch improvements and	Look to improve pitch quality with enhanced levels of maintenance. Retain pitch on LFFP priority list for pitch improvement and changing build/refurbishment. Use allocated S106 monies to assist in improving pitch quality.	Council LFA FF LTA BCGBA	Key centre	M-H	S-M	M-H	Enhance Protect Provide

**BURNLEY BOROUGH COUNCIL  
PLAYING PITCH & OUTDOOR SPORT STRATEGY**

Site ID	Site	Postcode	Sport	Management	Current status	Recommended actions	Partners	Site hierarchy tier	Priority	Timescales	Cost	Aim
					clubhouse/changing build/refurbishment. Site is to benefit from S106 monies from the development at Stoneyholme Recreation Ground.							
			Tennis		Four standard quality macadam courts all with sports lighting. The site has been identified as one which requires investment through the LTA investment scheme.	Used approved capacity funding to improve the courts including installing a Gate Access System.		H	S-M	L-M	Protect Enhance	
			Bowls		Two standard quality crown greens with no sports lighting.	Sustain green quality with appropriate maintenance.		L	L	L	Protect	
			MUGA		One standard quality MUGA with no sports lighting.	Improve quality and explore opportunity to install sports lighting.		L	L	L	Enhance Protect	
36	Sir John Thursby Community College	BB10 2AT	Football	College	Two adult pitches of poor quality, unavailable for community use.	Look to improve quality with enhanced maintenance, for continued school use.	School LFA FF EH	Local	L	L	L	Enhance Protect
			AGP		One poor quality full size (100x60) sand filled AGP, with sports lighting and unavailable for community use.	Explore the feasibility of resurfacing poor quality pitch for school use. Ensure the provider has in place a mechanism for future sustainability, such as a sinking fund formed over time for repair and resurfacing when necessary. Explore utilising for netball if demand increases or if tenure cannot be secured at Burnley Campus.			L-M	L-M	M-H	Enhance Protect
			Cricket		One standalone NTP not available for community use.	Retain as current use and improve in quality when required.			L	L	L	Protect
40	Stoneyholme Recreation Ground	BB12 0AW	Football (Disused)	Council	Previously been marked with one adult pitch and is located adjacent to a small area of land with a set of goals, approximately the size of a mini 7v7 pitch (Shale), in addition to a large sports lit macadam area. Due to the lack of demand the site has not formally been used for any affiliated demand for over 10 years. Burnley College have recently had planning approved to develop the site which will see the existing 7v7 pitch enhanced to an informal grass pitch and the creation of a sports lit MUGA alongside an outdoor gym. Once completed this will be managed by the Council. There is also circa £200,000 of S106 to go towards pitch improvement works at Queens Park.	Ensure the development takes place in accordance with agreed package of approved mitigation.	Council LFA FF	Local	H	S-M	H	Protect Enhance Provide

**BURNLEY BOROUGH COUNCIL  
PLAYING PITCH & OUTDOOR SPORT STRATEGY**

Site ID	Site	Postcode	Sport	Management	Current status	Recommended actions	Partners	Site hierarchy tier	Priority	Timescales	Cost	Aim
51	Briercliffe Memorial Bowling Club	BB10 2JG	Bowls	Sports Club	One good quality crown green with no sports lighting.	Sustain green quality with appropriate maintenance.	Sports Club BCGBA	Local	L	L	L	Protect
59	Queensgate BC	BB10 1SF	Bowls	Sports Club	One standard quality crown green with no sports lighting	Look to improve green quality with enhanced levels of maintenance.	Sports Club BCGBA	Local	L	L	L	Enhance Protect
61	St Andrews Bowling Club	BB10 3ED	Bowls	Sports Club	One good quality crown green with no sports lighting. St Andrew's BC is operating at the recommended capacity levels and therefore need to be monitored to ensure that supply remains adequate.	Sustain green quality with appropriate maintenance.	Sports Club BCGBA	Local	L	L	L	Protect
62	Stoneyholme BC	BB12 0RE	Bowls	Sports Club	Two good quality crown green with no sports lighting.	Sustain green quality with appropriate maintenance.	Sports Club BCGBA	Local	L	L	L	Protect
69	Lane bottom (Informal)	BB10 3QS	Football (Informal)	Council	Large sloped grassed area with some goalposts (the field suffers from poor drainage).	Protect pitch for informal use and maintain as required	Council LFA FF	Local	L	L	L	Protect Provide
74	Lydgate/end of Balderstone Rd (Informal)	BB10 2DR	Football (Informal)	Council	1 x set of small goals including Astroturf goalmouth.	Protect pitch for informal use and maintain as required	Council LFA, FF	Local	L	L	L	Protect Provide
76	Rakehead Recreation Ground	BB10 1SL	Football (Informal)	Council	Aspirations to develop informal/recreational football provision. Initial plans are to improve the drainage on the field and installation of goalposts and grass around the goalmouths.	Explore the opportunity to develop informal/recreational football provision including the improving drainage/goalposts.	Council LFA FF	Local	M	M	L-M	Provide Enhance
			MUGA		Two standard quality MUGAs with no sports lighting.	Look to develop the improve MUGA quality through potential funding streams.						
87	Abel Street	BB10 1QR	MUGA	Council	One poor quality MUGA with sports lighting. Site identified for MUGA development on LFFP.	Look to develop the improve MUGA quality through potential funding streams.	Council LFA FF	Local	M	M	L	Enhance Protect
89	Byerden Holme	BB10 1AF	MUGA	Council	One poor quality MUGA with sports lighting.	Look to develop the improve MUGA quality through potential funding streams.	Council LFA, FF	Local	M	M	L	Enhance Protect
98	Burnley Boys & Girls Club	BB10 1JQ	MUGA	Community organisation	One poor quality MUGA with sports lighting.	Look to refurbish the MUGA to better meet demand,	Community organisation Council	Local	M	M	L	Enhance

# BURNLEY BOROUGH COUNCIL PLAYING PITCH & OUTDOOR SPORT STRATEGY

## PADIHAM & HAPTON ANALYSIS AREA

### Summary

Sport	Analysis area	Current demand		Future demand (2032)
		Pitch type	Current capacity total in MES <sup>[1]</sup>	Future capacity total in MES
Football (grass pitches)	Padiham & Hapton	Adult	Shortfall of 2.5	Shortfall of 2.5
		Youth 11v11	Spare capacity of 0.5	Shortfall of 0.5
		Youth 9v9	Shortfall of 0.5	Shortfall of 1
		Mini 7v7	Spare capacity of 1	Spare capacity of 1
		Mini 5v5	Spare capacity of 1	Spare capacity of 1
	Burnley	Adult	Shortfall of 1.5	Shortfall of 2.5
		Youth 11v11	Spare capacity of 0.5	Shortfall of 2
		Youth 9v9	Shortfall of 0.5	Shortfall of 1.5
		Mini 7v7	Spare capacity of 2.5	Spare capacity of 1.5
		Mini 5v5	Spare capacity of 1.5	Spare capacity of 0.5
3G	Padiham & Hapton	Full size, floodlit	Shortfall of 3G pitch provision	Shortfall of 3G pitch provision
Cricket	Padiham & Hapton	Saturday	Shortfall of 3	Shortfall of 3
		Sunday	Spare capacity of 9	Spare capacity of 9
		Midweek	Shortfall of 9	Shortfall of 9
	Burnley	Saturday	Shortfall of 15	Shortfall of 15
		Sunday	Shortfall of 3	Shortfall of 3
		Midweek	Shortfall of 16	Shortfall of 22
Rugby union	Padiham & Hapton	Senior	<i>Demand is being met</i>	<i>Demand is being met</i>
	Burnley	Senior	Spare capacity of 1	Spare capacity of 1
Rugby league	Burnley	Provision	<i>Demand is being met</i>	<i>Demand is being met</i>
Hockey	Burnley	Full size, floodlit	Sufficient quantity	Sufficient quantity
Tennis	Burnley	Courts	Sufficient quantity <b>but quality issues</b>	Sufficient quantity <b>but quality issues</b>
Bowls	Burnley	Provision	Sufficient quantity	Sufficient quantity
Golf	Burnley	Provision	Sufficient quantity	Sufficient quantity
MUGAs	Burnley	Provision	Shortfalls within the East Burnley & Cliviger and Padiham & Hapton analysis areas	Shortfalls within the East Burnley & Cliviger and Padiham & Hapton analysis areas
Other sports	Burnley	Provision	<i>Demand is being met</i>	<i>Demand is being met</i>

<sup>[1]</sup> MES – match equivalent sessions per week (per season for cricket)

**BURNLEY BOROUGH COUNCIL  
PLAYING PITCH & OUTDOOR SPORT STRATEGY**

Site ID	Site	Postcode	Sport	Management	Current status	Recommended actions	Partners	Site hierarchy tier	Priority	Timescales	Cost	Aim
4	Barnfield Training Centre (North)	BB12 9AF	Football	Sport Club	Seven good quality adult pitches. Unavailable for community. Training ground for Burnley FC.	Sustain quality with appropriate maintenance for elite sporting use.	Sports club LFA FF	Local	L	L	L	Protect
5	Barnfield Training Centre (South)	BB12 8UA	Football	Sports Club	One good quality adult pitch. Unavailable for community use. Training ground for Burnley FC.	Sustain quality with appropriate maintenance for elite sporting use.	Sports club LFA FF	Local	L	L	L	Protect
			3G		One standard quality full size (65x102) 3G pitch with sports lighting. Unavailable for community use. Training ground for Burnley FC.	Look to improve quality with appropriate maintenance for elite sporting use. Explore opportunity to resurface pitch to support elite level sport. Ensure pitches are on the 3G Register so that it can support use for competitive match play and is renewed when required.			L	L	M-L	Enhance Protect
16	Burnley High School	BB12 6NX	Football	School	Two mini 7v7 pitches and two youth 11v11 pitches of poor quality. Unavailable for community use.	Look to improve pitch quality with enhanced maintenance, to support school use. Seek to obtain access for community use to help meet capacity shortfalls for football.	School LFA FF	Local	L	L	L	Enhance Protect
21	Fennyfold Playing Fields	BB12 7BN	Football 3G	Council	Two adult pitches of poor quality. One mini 5v5, one mini 7v7 and one youth 9v9 pitches all of poor quality. Adult pitches are overplayed by 2.5 MES per week. Mini 5v5 pitch have actual spare capacity of one MES per week. Mini 7v7 pitch has actual spare capacity of one MES per week. Youth 9v9 pitch is overplayed by 0.5 MES per week. Ancillary provision of poor quality. Site is identified on the 2019 LFFP priority list for ancillary provision improvement, pitch improvement and for potential development of full size 3G pitch.	Look to improve pitch quality with enhanced levels of maintenance. Retain pitch on LFFP priority list for pitch and ancillary provision improvement. Explore the potential of improving ancillary provision. Explore the opportunity and requirement to develop full size 3G pitch onsite if community access cannot be obtained at Shuttleworth College.	Council LFA FF	Local	M	M-S	M-H	Enhance Protect Provide
26	Hapton Recreation Ground	BB11 5RG	Football	Council	One standard quality youth 11v11 pitch. Youth 11v11 pitch has actual spare capacity of 0.5 MES per week. No dedicated ancillary provision onsite.	Look to improve pitch quality with enhanced levels of maintenance. Explore opportunity to develop dedicated ancillary facilities onsite.	Council LFA FF	Local	L	L	L-M	Enhance Protect Provide
			MUGA		Two poor quality MUGAs with sports lighting.	Look to improve quality with enhanced maintenance.			L	L	L	Enhance Protect

**BURNLEY BOROUGH COUNCIL  
PLAYING PITCH & OUTDOOR SPORT STRATEGY**

Site ID	Site	Postcode	Sport	Management	Current status	Recommended actions	Partners	Site hierarchy tier	Priority	Timescales	Cost	Aim
30	Lowerhouse Cricket Club - The Brooks Foundation Ground	BB12 6LP	Cricket	Sport Club	One good quality square with 13 senior and six junior wickets. These are overplayed by three and 15 match equivalent sessions a season, respectively. Site leased to Lowerhouse CC from the Dugdale Family Trust. The Club aspires to buy the site. It has plans to expand on its ancillary provision.	Sustain square quality with appropriate levels of maintenance. Explore options to alleviate overplay including but not limited to, installing an NTP / Hybrid wicket. Explore the feasibility of assisting the Club with ancillary enhancements.	Sports club ECB LCB	Local	M	M	L-M	Protect Enhance Provide
32	Padiham St Leonards C of E School	BB12 8HT	Football	School	Previously had a youth 11v11 pitch marked onsite. Pitch is no longer marked, whilst the playing field is not maintained for football.	If required explore the opportunity of securing use and bringing pitches back into use for community use.	School LFA FF	Local	L	L	L	Enhance Protect Provide
35	Shuttleworth College	BB12 8ST	Football	College	Two adult and one youth 11v11 pitch of poor quality. Available for community use. All pitches have potential spare capacity, but this is discounted due to the site offering unsecure tenure. Ancillary provision of good quality.	Look to improve pitch quality with enhanced levels of maintenance. Explore opportunity to secure tenure for teams onsite through CUA.	College LFA FF ECB LCF	Local	L	L	L	Enhance Protect
			3G		One good quality full size (62x100) 3G pitch with sports lighting, unavailable for community use.	Sustain pitch quality with appropriate maintenance. Look to secure community use of pitch to support midweek training for community clubs. Ensure the provider has in place a mechanism for future sustainability, such as a sinking fund formed over time, for repair and resurfacing when necessary. Ensure the pitch is on the FA 3G Pitch Register so that it can support use for competitive match play and is renewed when required.			L	L	L	Protect
			Cricket		One standalone NTP not available for community use.	Retain as current use and improve in quality when required.			L	L	L	Protect
42	The Arbories Memorial Sports Ground - Padiham Sports Club	BB12 8LE	Football	Sport Club	One good quality adult pitch, with sports lighting. Adult pitch has potential spare capacity, which is discounted to protect step pitch. Used by Padiham FC (NLS – Step 5).	Sustain pitch quality with appropriate maintenance.	Sports club LFA FF	Local	L	L	L	Protect



**BURNLEY BOROUGH COUNCIL  
PLAYING PITCH & OUTDOOR SPORT STRATEGY**

Site ID	Site	Postcode	Sport	Management	Current status	Recommended actions	Partners	Site hierarchy tier	Priority	Timescales	Cost	Aim
			Cricket		One good quality square with ten senior and seven junior wickets accompanied by an NTP. The square has capacity to accommodate additional demand on a Sunday and Midweek. Leased to Padiham CC which has plans to extend the clubhouse to increase its social space, it reports that will require funding support in order to do this.	Sustain square quality with appropriate levels of maintenance. Explore the feasibility of assisting Padiham CC with its clubhouse plans.			L	M	L-M	Protect
56	Park Road	BB12 8EB	Tennis	Council	Three standard quality macadam tennis courts with no sports lighting. The site has been identified as one which requires investment through the LTA investment scheme, the plan is for the courts to be repainted and new posts and nets installed.	Used approved capacity funding to improve the courts including installing a Gate Access System and repainting of courts and installation of new posts/nets.	Council LTA BCGBA	Local	H	S-M	L-M	Enhance Protect
			Bowls		One good quality green with no sports lighting. Padiham BC has a dwindling membership, and the club should be monitored to ensure green can be sustainable.				Sustain green quality with appropriate maintenance. Monitor Padiham BC membership to ensure green is sustainable.	L	L	L
57	Park View	BB12 8EE	Bowls	Council	One standard quality green with no sports lighting. Padiham BC has a dwindling membership, and the club should be monitored to ensure green can be sustainable.	Look to improve green quality with enhanced levels of maintenance. Monitor Padiham BC membership to ensure green is sustainable.	Council BCGBA	Local	L	L	L	Enhance Protect
70	Bedford Park (Informal)	BB12 7EE	Football (Informal)	Council	1 x set of small goals including Astroturf goalmouth.	Protect pitch for informal use and maintain as required	Council LFA, FF	Local	L	L	L	Protect Provide
73	Hargrove Avenue, Padiham (Informal)	BB12 8QB	Football (Informal)	Council	1 x set of small goals on grassed area. Want to install Astroturf areas and smaller sets of goals.	Protect pitch for informal use and maintain as required Assist where possible to install astroturf area.	Council LFA FF	Local	L	L	L	Protect Provide
			MUGA		One poor quality MUGA without sports lighting.	Look to improve quality with enhanced maintenance.			L	L	L	Enhance Protect
77	Whitegate Park, Padiham	BB12 8TE	Football (Informal)	Council	Aspirations to develop informal recreational football provision.	Explore the opportunity to develop recreational football provision.	Council LFA, FF	Local	L	L	L	Provide
81	Padiham Memorial Park	BB12 8LA	Football (Informal)	Council	Informal grass pitch with 1 x goalpost only.	Protect pitch for informal use and maintain as required	Council LFA, FF	Local	L	L	L	Protect Provide
83	Padiham Leisure Centre	BB12 8EB	MUGA	Council	One poor quality MUGA with sports lighting.	Look to improve quality with enhanced maintenance.	Council	Local	L	L	L	Enhance Protect
94	Lancaster Drive	BB12 7DU	MUGA	Council	One standard quality MUGA with sports lighting.	Look to improve quality with enhanced maintenance.	Council	Local	L	L	L	Enhance Protect



# BURNLEY BOROUGH COUNCIL PLAYING PITCH & OUTDOOR SPORT STRATEGY

## EAST BURNLEY & CLIVIGER ANALYSIS AREA

### Summary

Sport	Analysis area	Current demand		Future demand (2032)
		Pitch type	Current capacity total in MES <sup>[1]</sup>	Future capacity total in MES
Football (grass pitches)	East Burnley & Cliviger	Adult	<i>Demand is being met</i>	<b>Shortfall of 1.5</b>
		Youth 11v11	<i>Demand is being met</i>	<i>Demand is being met</i>
		Youth 9v9	<i>Demand is being met</i>	<i>Demand is being met</i>
		Mini 7v7	<i>Demand is being met</i>	<i>Demand is being met</i>
		Mini 5v5	<i>Demand is being met</i>	<b>Shortfall of 1</b>
	Burnley	Adult	<b>Shortfall of 1.5</b>	<b>Shortfall of 2.5</b>
		Youth 11v11	Spare capacity of 0.5	<b>Shortfall of 2</b>
		Youth 9v9	<b>Shortfall of 0.5</b>	<b>Shortfall of 1.5</b>
		Mini 7v7	Spare capacity of 2.5	Spare capacity of 1.5
		Mini 5v5	Spare capacity of 1.5	Spare capacity of 0.5
3G	East Burnley & Cliviger	Full size, floodlit	<i>Demand is being met</i>	<i>Demand is being met</i>
Cricket	East Burnley & Cliviger	Saturday	<b>Shortfall of 12</b>	<b>Shortfall of 12</b>
		Sunday	<b>Shortfall of 12</b>	<b>Shortfall of 12</b>
		Midweek	<b>Shortfall of 7</b>	<b>Shortfall of 7</b>
	Burnley	Saturday	<b>Shortfall of 15</b>	<b>Shortfall of 15</b>
		Sunday	<b>Shortfall of 3</b>	<b>Shortfall of 3</b>
		Midweek	<b>Shortfall of 16</b>	<b>Shortfall of 22</b>
Rugby union	East Burnley & Cliviger	Senior	<i>Demand is being met</i>	<i>Demand is being met</i>
	Burnley	Senior	Spare capacity of 1	Spare capacity of 1
Rugby league	Burnley	Provision	<i>Demand is being met</i>	<i>Demand is being met</i>
Hockey	Burnley	Full size, floodlit	Sufficient quantity	Sufficient quantity
Tennis	Burnley	Courts	Sufficient quantity <b>but quality issues</b>	Sufficient quantity <b>but quality issues</b>
Bowls	Burnley	Provision	Sufficient quantity	Sufficient quantity
Golf	Burnley	Provision	Sufficient quantity	Sufficient quantity
MUGAs	Burnley	Provision	<b>Shortfalls within the East Burnley &amp; Cliviger and Padiham &amp; Hapton analysis areas</b>	<b>Shortfalls within the East Burnley &amp; Cliviger and Padiham &amp; Hapton analysis areas</b>

<sup>[1]</sup> MES – match equivalent sessions per week (per season for cricket)

## BURNLEY BOROUGH COUNCIL PLAYING PITCH & OUTDOOR SPORT STRATEGY

---

Sport	Analysis area	Current demand		Future demand (2032)
		Pitch type	Current capacity total in MES <sup>[1]</sup>	Future capacity total in MES
Other sports	Burnley	Provision	<i>Demand is being met</i>	<i>Demand is being met</i>

**BURNLEY BOROUGH COUNCIL  
PLAYING PITCH & OUTDOOR SPORT STRATEGY**

Site ID	Site	Postcode	Sport	Management	Current status	Recommended actions	Partners	Site hierarchy tier	Priority	Timescales	Cost	Aim
7	Blessed Trinity Roman Catholic College	BB10 3AA	AGP	College	One poor quality full size (95x60) sand filled AGP with sports lighting, available for community use.	Explore the feasibility of resurfacing poor quality pitch for both curricular use and community use. Ensure the provider has in place a mechanism for future sustainability, such as a sinking fund formed over time for repair and resurfacing when necessary. If resurfaced explore the opportunity to bring Pendle Forest HC to the site, ensuring the Club has secure tenure.	College EH EN	Local	M	M	M-H	Enhance Protect
			Netball		Burnley Netball League aspires to grow and has looked into having AGP onsite marked with courts.	Explore the opportunity to mark AGP with Netball courts if Burnley Netball League require.			L	L	L	Provide
13	Burnley FC (Elite Training Centre)	BB10 4BX	3G	Sports Club	One poor quality small sided (30x40) indoor 3G pitch with sports lighting and unavailable for community use.	Explore the feasibility of resurfacing poor quality pitch for elite level use.	Sports club LFA, FF	Local	L	L	M	Enhance Protect
14	Burnley FC (Turf Moor Stadium)	BB10 4BX	Football	Sports Club	Elite stadia for EFL Championship Club, Burnley FC. One good quality adult pitch.	Sustain quality with appropriate maintenance.	Sports club LFA, FF	Local	L	L	L	Protect
31	Mount Lane Playing Fields	BB10 4TL	Football	Parish council	The adult pitch onsite is no longer marked for formal use. In recent years the pitch has not been utilised and therefore maintenance on the site has been limited. The pitch still has goal posts installed, however, would need to have a maintenance regime reinstated to be utilised again for formal match play.	Explore the opportunity to re-establish the site for community football use if required. Protect the site in accordance with Sport England and NPPF guidelines and explore potential future options for the site.	Parish council LFA FF	Local	L	L	L	Protect Provide
37	Spirit of Sport Blessed Trinity	BB10 3AA	Netball	School	Three poor quality courts with sports lighting. Burnley LTC aspires to resurface and cover the hard court area to extend the Club and create an indoor/covered courts centre for Burnley.	Improve quality of courts through regular, high standard or maintenance, resurfacing if required. Explore the opportunity to resurface courts and cover to extend nearby Burnley Lawn Tennis Club site.	School LTA EN	Local	L	L	L	Enhance Protect Provide
38	Springfield Community Primary School	BB11 3HP	Football	School	Two poor quality mini 5v5 pitches. Unavailable for community use.	Look to improve pitch quality with enhanced maintenance for school use.	School LFA FF	Local	L	L	L	Enhance Protect
43	Towneley Park Playing Fields	BB11 3RQ	Football	Council	Seven poor quality adult pitches. Adult pitches have potential spare capacity, which is discounted due to poor pitch quality. Ancillary provision of poor quality.	Look to improve pitch quality with enhanced levels of maintenance. Develop an appropriate action plan to improve the ancillary facilities on the site which will support and sustain the various sports.	Council LFA FF ECB LCF BCGBA RE	Hub site	H	S-M	M-H	Enhance Protect
			Cricket		Two poor quality squares one with three wickets and the other two wickets. Used by the Burnley District Cricket League.	Based on levels of demand explore the need to maintain grass squares or if it would be more beneficial/practical to install NTPs.			L	S	L	Protect Provide
			Bowls		One good quality green with no sports lighting.	Sustain green quality with appropriate maintenance.			L	L	L	Protect
			Rounders		Four good quality rounders pitches.	Ensure pitches are marked out as required to meet demand.			L	L	L	Protect

**BURNLEY BOROUGH COUNCIL  
PLAYING PITCH & OUTDOOR SPORT STRATEGY**

Site ID	Site	Postcode	Sport	Management	Current status	Recommended actions	Partners	Site hierarchy tier	Priority	Timescales	Cost	Aim
44	Burnley Cricket Club	BB10 4BN	Cricket	Sport Club	One good quality square with ten senior and six junior wickets. The former is overplayed by 12 match equivalent sessions a season whereas the latter are overplayed by seven match equivalent sessions a season. Site is owned by Burnley CC which aspires to enhance its ancillary provision. It also aspires for additional practice facilities.	Sustain good quality square with appropriate levels of maintenance. Explore options to alleviate overplay including but not limited to, installing an NTP / Hybrid wicket. Explore the feasibility of assisting the Club with ancillary enhancements and practice facilities.	Sports club ECB LCB	Local	M	M	L-M	Protect Enhance
45	Unity College	BB11 3DF	Football	School	One adult and two youth 9v9 pitches of poor quality. Unavailable for community use.	Look to improve pitch quality with enhanced maintenance for school use.	School LFA FF LFA FF RFU ECB LCF	Local	L	L	L	Enhance Protect
			3G		One good quality full size (62x100) 3G pitch, with sports lighting and unavailable for community use. Resurfaced from sand filled AGP in 2022.	Sustain pitch quality with appropriate maintenance. Engage with the School to understand and address barriers to community use, to open up access for use by community clubs and groups.			L	L	L	Protect
			Rugby union		Two junior size pitches of M1/D0 (Poor) quality. Unavailable for community use.	Look to improve pitch quality with enhanced maintenance for school use.			L	L	L	Enhance Protect
			Cricket		One standalone NTP not available for community use.	Retain as current use and improve in quality when required.			L	L	L	Protect
48	Worsthorne Primary School	BB10 3LR	Football	School	One poor quality youth 9v9 pitch. Unavailable for community use.	Look to improve pitch quality with enhanced maintenance for school use.	School LFA, FF	Local	L	L	L	Enhance Protect
49	Worsthorne Recreation Ground	BB10 3LY	Football	Council	The site has been reconfigured and had improvements made to the grass area. There are plans for the site to be used, as of the 2022/23 season. The site will accommodate a youth 11v11, youth 9v9, mini 7v7 and mini 5v5 pitch. As part of the development, a new clubhouse and MUGA which is marked out and will be used as a car park on match days have been developed. The site will be home to Fulledge Colts FC, which secured FF funding to support the site development.	When operational undertake FF pitch power assessments to determine pitch quality. Ensure that the site is added to the PPOSS supply when the site is active. Look to improve pitch quality with enhanced maintenance. Assist where possible Fulledge Colts FC with PitchPower Assessments and any funding bids.	Council Sports club LFA FF	Local	L	L	L	Protect
			MUGA		One good quality MUGA with no sports lighting.	Sustain court quality with appropriate maintenance.			L	L	L	Protect
64	Towneley Park Causeway End	BB11 3ED	Bowls	Council	Two standard quality greens with no sports lighting.	Look to improve green quality with enhanced levels of maintenance.	Council BCGBA LTA	Local	L	L	L	Enhance Protect
			Tennis (Disused)		There are three disused shale tennis courts onsite. It is unknown exactly when the provision was last actively maintained and utilised, however, they have not been used for several years.	Carry out relevant consultation as part of the Towneley Masterplan for the future use of the space as there is no demand for tennis.			L	L	L	Povide

**BURNLEY BOROUGH COUNCIL  
PLAYING PITCH & OUTDOOR SPORT STRATEGY**

Site ID	Site	Postcode	Sport	Management	Current status	Recommended actions	Partners	Site hierarchy tier	Priority	Timescales	Cost	Aim
78	Fulledge Recreation Ground	BB10 4LW	Football (Informal)	Council	Aspirations to develop informal recreational football provision.	Explore the opportunity to develop recreational football provision.	Council LFA FF	Local	L	L	L	Provide
			MUGA		One standard quality MUGA with sports lighting.	Look to develop the improve MUGA quality through potential funding streams.			M	M	L	Enhance Protect
82	Burnley Lawn Tennis Club	BB10 4BW	Tennis	Sports Club	Six good quality artificial turf courts, three of which have sports lighting and three have no sports lighting. Burnley LTC reports that ancillary provision needs updating and has plans to extend the clubhouse. The Club aspires for some form of covered/indoor tennis provision.	Sustain court quality with appropriate maintenance. Explore the opportunity to install sports lighting on the three unlit courts. Explore the opportunity to develop and improve ancillary provision. Explore the feasibility of establishing covered/indoor tennis provision.	Sports Club LTA	Local	M	L	L	Enhance Provide Protect
85	Towneley Golf Club	BB11 3ED	Golf	Burnley Leisure	Good quality 18-hole golf course, whilst also operating an 18-hole pitch and putt course.	Sustain golf course quality with appropriate maintenance.	Trust EG	Local	L	L	L	Protect
88	Burnley Wood Park	BB11 3HS	MUGA	Council	Two standard quality MUGAs with sports lighting.	Look to develop the improve MUGA quality through potential funding streams.	Council	Local	L	L	L	Enhance Protect
97	Brunshaw Golf Course	BB10 4SD	Golf	Council	A disused nine-hole Par 3 course in Burnley known as Brunshaw Golf Course. The course has not been maintained or available as a functional golf facility since 2019.	Surplus to requirements so consider re-purposing / alternative uses. Ensure continued dialogue with England Golf and Sport England with any future plans.	Council	Local	L	L	L	Protect

# BURNLEY BOROUGH COUNCIL PLAYING PITCH & OUTDOOR SPORT STRATEGY

## SOUTH BURNLEY ANALYSIS AREA

### Summary

Sport	Analysis area	Current demand		Future demand (2032)
		Pitch type	Current capacity total in MES <sup>[1]</sup>	Future capacity total in MES
Football (grass pitches)	South Burnley	Adult	<i>Demand is being met</i>	<i>Demand is being met</i>
		Youth 11v11	<i>Demand is being met</i>	<i>Demand is being met</i>
		Youth 9v9	<i>Demand is being met</i>	<i>Demand is being met</i>
		Mini 7v7	<i>Demand is being met</i>	<i>Demand is being met</i>
		Mini 5v5	<i>Demand is being met</i>	<i>Demand is being met</i>
	Burnley	Adult	<b>Shortfall of 1.5</b>	<b>Shortfall of 2.5</b>
		Youth 11v11	Spare capacity of 0.5	<b>Shortfall of 2</b>
		Youth 9v9	<b>Shortfall of 0.5</b>	<b>Shortfall of 1.5</b>
		Mini 7v7	Spare capacity of 2.5	Spare capacity of 1.5
		Mini 5v5	Spare capacity of 1.5	Spare capacity of 0.5
3G	South Burnley	Full size, floodlit	<i>Demand is being met</i>	<i>Demand is being met</i>
Cricket	South Burnley	Saturday	<i>Demand is being met</i>	<i>Demand is being met</i>
		Sunday	<i>Demand is being met</i>	<i>Demand is being met</i>
		Midweek	<i>Demand is being met</i>	<i>Demand is being met</i>
	Burnley	Saturday	<b>Shortfall of 15</b>	<b>Shortfall of 15</b>
		Sunday	<b>Shortfall of 3</b>	<b>Shortfall of 3</b>
		Midweek	<b>Shortfall of 16</b>	<b>Shortfall of 22</b>
Rugby union	South Burnley	Senior	<i>Demand is being met</i>	<i>Demand is being met</i>
	Burnley	Senior	Spare capacity of 1 match equivalent session	Spare capacity of 1 match equivalent session
Rugby league	Burnley	Provision	<i>Demand is being met</i>	<i>Demand is being met</i>
Hockey	Burnley	Full size, floodlit	Sufficient quantity	Sufficient quantity
Tennis	Burnley	Courts	Sufficient quantity <b>but quality issues</b>	Sufficient quantity <b>but quality issues</b>
Bowls	Burnley	Provision	Sufficient quantity	Sufficient quantity
Golf	Burnley	Provision	Sufficient quantity	Sufficient quantity
MUGAs	Burnley	Provision	<b>Shortfalls within the East Burnley &amp; Cliviger and Padiham &amp; Hapton analysis areas</b>	<b>Shortfalls within the East Burnley &amp; Cliviger and Padiham &amp; Hapton analysis areas</b>

<sup>[1]</sup> MES – match equivalent sessions per week (per season for cricket)

## BURNLEY BOROUGH COUNCIL PLAYING PITCH & OUTDOOR SPORT STRATEGY

---

Sport	Analysis area	Current demand		Future demand (2032)
		Pitch type	Current capacity total in MES <sup>[1]</sup>	Future capacity total in MES
Other sports	Burnley	Provision	<i>Demand is being met</i>	<i>Demand is being met</i>



**BURNLEY BOROUGH COUNCIL  
PLAYING PITCH & OUTDOOR SPORT STRATEGY**

Site ID	Site	Postcode	Sport	Management	Current status	Recommended actions	Partners	Site hierarchy tier	Priority	Timescales	Cost	Aim
17	Cherryfold Community Primary School	BB11 5JS	Football	School	One poor quality youth 11v11 pitch. Unavailable for community use.	Look to improve pitch quality with enhanced maintenance for school use.	School LFA, FF	Local	L	L	L	Enhance Protect
24	Hameldon Community College (Closed)	BB11 5BT	Football	Private	Previously had one youth 11v11 pitch marked onsite, however, the site is now closed. The College most recently (2021/22) has been used as a campus for Rhyddings Business and Enterprise School, however, it has now returned back to the management of management company Engie under the original private finance initiative (PFI) from the College's rebuild in 2010. Recent developments indicate Broadfield Specialist School, from the neighbouring authority of Hyndburn, will be relocating to the site for the start of the new School term in 2022.	Explore the opportunity to secure access to community use of facilities with school reopening in September 2022.	Private School LFA FF EH LTA EN	Local	H	S	L	Protect Provide
			AGP		One poor quality full size (100x60) sand filled AGP with sports lighting unavailable for community use.	Explore the feasibility of resurfacing poor quality pitch for school use. Ensure the provider has in place a mechanism for future sustainability, such as a sinking fund formed over time for repair and resurfacing when necessary. Explore the opportunity to secure access to community use of facilities with school reopening in September 2022.			H	S	M-H	Enhance Protect Provide
			Tennis		Four standard quality macadam courts with no sports lighting.	Improve quality of courts through regular, high standard or maintenance, resurfacing if required.			L	L	L	Enhance Protect
			Netball		Three standard quality courts with no sports lighting.	Improve quality of courts through regular, high standard or maintenance, resurfacing if required.			L	L	L	Enhance Protect
52	Green Hill Bowling Club	BB11 4JQ	Bowls	Sports Club	One standard quality green with no sports lighting.	Look to improve green quality with enhanced levels of maintenance.	Council BCGBA	Local	L	L	L	Enhance Protect
60	Scott Park	BB11 4JN	Tennis	Council	Two poor quality macadam courts with no sports lighting. The site has been identified as one which requires investment through the LTA investment scheme. The plan is for the courts to be completely resurfaced.	Used approved capacity funding to improve the courts including installing a Gate Access System and full court refurbishment.	Council LTA BCGBA	Local	H	S-M	L-M	Enhance Protect
			Bowls		One good quality green with no sports lighting. Scott Park BC has a dwindling membership, and the club should be	Sustain green quality with appropriate maintenance. Monitor Scott Park BC membership to ensure green is sustainable.			L	L	L	Protect

**BURNLEY BOROUGH COUNCIL  
PLAYING PITCH & OUTDOOR SPORT STRATEGY**

Site ID	Site	Postcode	Sport	Management	Current status	Recommended actions	Partners	Site hierarchy tier	Priority	Timescales	Cost	Aim
			MUGA		monitored to ensure green can be sustainable. One standard quality MUGA with no sports lighting.	Look to improve quality with enhanced maintenance.			L	L	L	Enhance Protect
65	Sunny Clough Park (Informal)	BB11 5LZ	Football (Informal)	Council	1 x set of small goals including AstroTurf goalmouth.	Protect pitch for informal use and maintain as required	Council LFA, FF	Local	L	L	L	Protect Provide
68	Healywood Park, Evans Street (Informal)	BB11 2LJ	Football (Informal)	Council	Large, grassed area incorporating set of small goals. The Council is looking to install astroTurf in the goal mouths to support informal/recreational demand.	Improve goal mouth areas to support the development of informal/recreational demand.	Council LFA, FF	Local	L	L	L	Protect Enhance
72	Barclay Hills (Informal)	BB11 5EX	Football (Informal)	Council	1 x set of small goals on grassed area.	Protect pitch for informal use and maintain as required	Council LFA, FF	Local	L	L	L	Protect Provide
79	Melrose Avenue (Informal)	BB11 4DY	Football (Informal)	Council	Existing set of small goalposts for informal football on grass.	Protect pitch for informal use and maintain as required	Council LFA, FF	Local	L	L	L	Protect Provide
86	Burnley Golf Club	BB11 3RW	Golf	Sports Club	Good quality 18-hole golf course. Ancillary provision of good quality.	Sustain golf course quality with appropriate maintenance.	Trust EG	Local	L	L	L	Protect
90	Every Street	BB11 4AJ	MUGA	Council	One poor quality MUGA with sports lighting.	Look to improve quality with enhanced maintenance.	Council	Local	L	L	L	Enhance Protect
91	Forfar Street	BB11 4ER	MUGA	Council	One standard quality MUGA with sports lighting.	Look to improve quality with enhanced maintenance.	Council	Local	L	L	L	Enhance Protect
92	Hargher Clough Park	BB11 4BA	MUGA	Council	Two standard quality MUGAs with sports lighting.	Look to improve quality with enhanced maintenance.	Council	Local	L	L	L	Enhance Protect
93	Healey Heights	BB11 2JH	MUGA	Council	One standard quality MUGA with no sports lighting.	Look to improve quality with enhanced maintenance.	Council	Local	L	L	L	Enhance Protect
95	Piccadilly Gardens	BB11 4QF	MUGA	Council	One poor quality MUGA with sports lighting.	Look to improve quality with enhanced maintenance.	Council	Local	L	L	L	Enhance Protect
96	Vanguard Community Centre	BB11 4PZ	MUGA	Community organisation	One poor quality MUGA with sports lighting.	Look to improve quality with enhanced maintenance.	Council	Local	L	L	L	Enhance Protect

# BURNLEY BOROUGH COUNCIL PLAYING PITCH & OUTDOOR SPORT STRATEGY

## WEST BURNLEY ANALYSIS AREA

### Summary

Sport	Analysis area	Current demand		Future demand (2032)
		Pitch type	Current capacity total in MES <sup>[1]</sup>	Future capacity total in MES
Football (grass pitches)	West Burnley	Adult	<i>Demand is being met</i>	<i>Demand is being met</i>
		Youth 11v11	<i>Demand is being met</i>	<i>Demand is being met</i>
		Youth 9v9	Spare capacity of 0.5	Spare capacity of 0.5
		Mini 7v7	Spare capacity of 0.5	Spare capacity of 0.5
		Mini 5v5	Spare capacity of 0.5	Spare capacity of 0.5
	Burnley	Adult	<b>Shortfall of 1.5</b>	<b>Shortfall of 2.5</b>
		Youth 11v11	Spare capacity of 0.5	<b>Shortfall of 2</b>
		Youth 9v9	<b>Shortfall of 0.5</b>	<b>Shortfall of 1.5</b>
		Mini 7v7	Spare capacity of 2.5	Spare capacity of 1.5
		Mini 5v5	Spare capacity of 1.5	Spare capacity of 0.5
3G	West Burnley	Full size, floodlit	<i>Demand is being met</i>	<i>Demand is being met</i>
Cricket	West Burnley	Saturday	<i>Demand is being met</i>	<i>Demand is being met</i>
		Sunday	<i>Demand is being met</i>	<i>Demand is being met</i>
		Midweek	<i>Demand is being met</i>	<i>Demand is being met</i>
	Burnley	Saturday	<b>Shortfall of 15</b>	<b>Shortfall of 15</b>
		Sunday	<b>Shortfall of 3</b>	<b>Shortfall of 3</b>
		Midweek	<b>Shortfall of 16</b>	<b>Shortfall of 22</b>
Rugby union	West Burnley	Senior	<i>Demand is being met</i>	<i>Demand is being met</i>
	Burnley	Senior	Spare capacity of 1	Spare capacity of 1
Rugby league	Burnley	Provision	<i>Demand is being met</i>	<i>Demand is being met</i>
Hockey	Burnley	Full size, floodlit	Sufficient quantity	Sufficient quantity
Tennis	Burnley	Courts	Sufficient quantity <b>but quality issues</b>	Sufficient quantity <b>but quality issues</b>
Bowls	Burnley	Provision	Sufficient quantity	Sufficient quantity
Golf	Burnley	Provision	Sufficient quantity	Sufficient quantity
MUGAs	Burnley	Provision	<b>Shortfalls within the East Burnley &amp; Cliviger and Padiham &amp; Hapton analysis areas</b>	<b>Shortfalls within the East Burnley &amp; Cliviger and Padiham &amp; Hapton analysis areas</b>
Other sports	Burnley	Provision	<i>Demand is being met</i>	<i>Demand is being met</i>

<sup>[1]</sup> MES – match equivalent sessions per week (per season for cricket)

**BURNLEY BOROUGH COUNCIL  
PLAYING PITCH & OUTDOOR SPORT STRATEGY**

Site ID	Site	Postcode	Sport	Management	Current status	Recommended actions	Partners	Site hierarchy tier	Priority	Timescales	Cost	Aim
19	Crow Wood Leisure	BB12 0RT	3G	Commercial	Two standard quality small sided (30x40) 3G pitches and five standard quality small sided (18x32) 3G pitches, all with sports lighting and available for community use. Pitches are not on the FA 3G Pitch Register.	Look to improve quality with appropriate maintenance. Explore opportunity to resurface pitches to 3G to support small sided football. Ensure the provider has in place a mechanism for future sustainability, such as a sinking fund formed over time for repair and resurfacing when necessary. Explore the feasibility of the pitches being tested to go on the FA 3G Pitch Register.	Commercial LFA FF	Local	L	M-L	L-M	Enhance Protect
28	Lockyer Avenue	BB12 6BY	Football	Council	Two mini 5v5, one mini 7v7, one youth 11v11 and one youth 9v9 pitches all of standard quality. The mini 5v5 pitches has actual spare capacity of 0.5 MES per week. Mini 7v7 pitch has actual spare capacity of 0.5 MES per week. Youth 11v11 pitch is played to capacity at peak time. Youth 9v9 has actual spare capacity of 0.5 MES per week. AFC Wolves highlights issues with drainage onsite, however reports that improvements for the drainage onsite is planned. Ancillary provision of poor quality. The Club aspires to have a new clubhouse built, with changing rooms, kitchen, toilets, meeting room and disabled access included. Burnley Borough Council currently leases the site from Lancashire County Council. The Borough Council is looking to grant a long-term sub-lease agreement to AFC Wolves. <b>Since the production of the initial draft a new 23-year lease has been secured for the Club on the site (2022).</b>	Look to improve quality with appropriate maintenance. Explore opportunity to make improvements to drainage across the site. Explore the potential of improving and developing new ancillary provision. Explore the opportunity to add to the LFFP priority list for pitch improvements.	Council Sports club LFA FF	Local	M-H	S-M	M-H	Enhance Protect Provide
39	St Mary Magdalene's Roman Catholic Primary School	BB12 0JD	Football	School	One poor quality youth 9v9 pitch. Unavailable for community use.	Look to improve pitch quality with enhanced maintenance for school use.	School LFA, FF	Local	L	L	L	Enhance Protect
41	Sycamore Avenue	BB12 6DH	Football	Council	Previously accommodated up to two mini 7v7 pitches, one youth 9v9 pitch and one mini 5v5 pitch. The site is now maintained as a park.	Explore if the site needs to be retained on the LFFP when updated	Council LFA FF	Local	L	L	L	Protect

**BURNLEY BOROUGH COUNCIL  
PLAYING PITCH & OUTDOOR SPORT STRATEGY**

Site ID	Site	Postcode	Sport	Management	Current status	Recommended actions	Partners	Site hierarchy tier	Priority	Timescales	Cost	Aim
					Previously listed on the LFFP priority list for pitch improvements.							
47	Wellfield Methodist And Anglican Church School	BB12 0JD	Football	School	One poor quality youth 9v9 pitch. Unavailable for community use.	Look to improve pitch quality with enhanced maintenance for school use.	School LFA, FF	Local	L	L	L	Enhance Protect
53	Ighten Mount Bowling Club	BB12 8AF	Bowls	Sports Club	One good quality green with sports lighting.	Sustain green quality with appropriate maintenance.	Sports Club BCGBA	Local	L	L	L	Protect
54	Ightenhill Park	BB12 0LH	Tennis	Council	Two standard quality macadam courts with no sports lighting. The site has been identified as one which requires investment through the LTA investment scheme.	Used approved capacity funding to improve the courts including installing a Gate Access System.			H	S-M	L-M	Protect Enhance
			Bowls		Two standard quality greens with no sports lighting.	Look to improve green quality with enhanced levels of maintenance.			L	L	L	Enhance Protect
			MUGA		One standard quality MUGA with no sports lighting.	Look to develop the improve MUGA quality through potential funding streams.			M	M	L	Enhance Protect
55	Lowerhouse BC	BB12 6LN	Bowls	Sports Club	One standard quality with no sports lighting. Lowerhouse BC aspires to install sports lighting for the green.	Look to improve green quality with enhanced levels of maintenance. Explore the opportunity to install sports lighting for the green.	Sports Club BCGBA	Local	L	L	M	Enhance Protect
67	Calder Park	BB12 0PB	Football (Informal)	Council	Large, grassed area incorporating set of small goals.	Protect pitch for informal use and maintain as required	Council LFA, FF	Local	L	L	L	Protect Provide
71	Whittlefield Recreation Ground	BB12 0JF	Football (Informal)	Council	One x goalpost on grassed area near to MUGA (poor drainage).	Protect pitch for informal use and maintain as required	Council LFA FF	Local	L	L	L	Protect Provide
			MUGA		One standard quality MUGA with sports lighting.	Look to improve quality with enhanced maintenance.						

## PART 7: HOUSING GROWTH SCENARIOS

The PPOSS provides an estimate of demand for pitch sport based on population forecasts and club consultation to 2032 (providing a 10-year forecast). This future demand is translated into teams likely to be generated, rather than actual provision required. Sport England's Playing Pitch Calculator (PPC) adds to this, updating the likely demand generated for pitch sports based on housing increases and converts the demand into match equivalent sessions and the number of pitches required. It also gives the associated costs of supplying the increased pitch provision. The Calculator splits the total pitch requirement into natural turf pitches to meet peak period demand, artificial grass pitches to meet training demand, and the additional number of changing rooms required to support the new demand.

Experience shows that housing sites with 600 dwellings or more are likely to generate demand for new provision to be created. For such large scale developments, consideration should be given to providing multi-pitch sites with suitable ancillary provision, including appropriate clubhouse/changing facilities and car parking. Single pitch sites which have been provided traditionally by developers are not considered to provide long term sustainable provision for the relevant sports.

Where demand does not warrant new pitch provision, the Action Plan in this document should be consulted to determine whether the additional demand can be accommodated via existing provision (in which case no further action is required). If this is not the case, contributions should be sought to enhance existing provision in the locality to accommodate the increased demand. This can be through, for example, improving quality, or providing new or improved ancillary provision. Consultation with appropriate NGBs should also be used to assist in the selection of suitable sites and suitable enhancements.

The scenarios below are provided as a guide to show the potential additional demand for pitch sports that could be generated from housing growth in Burnley, thus showing how the calculator works and what it provides. The demand is shown in match equivalent sessions per week for most sports, except for cricket, where match equivalent sessions are by season. Training demand is expressed in either hours or match equivalent sessions. Where expressed in hours, it is expected that demand will be to either a 3G pitch (to accommodate football demand) or an AGP (to accommodate hockey demand). Where expressed in match equivalent sessions, it is expected training will take place on floodlit grass pitches (rugby).

The scenarios are based on figures evidenced within Burnley Borough Councils Housing Land Supply Assessment (October 2021) which can evidence in excess of nine years housing land supply.

- ◀ **Scenario One** – 163 dwellings per annum
- ◀ **Scenario Two** – 1,504 dwellings over the nine year period

For reference, the indicative figures assume that population growth will average 2.3<sup>8</sup> per dwelling.

The population figures used in the PPC are updated regularly and are therefore based on the most recent population data in comparison to the figures used within the Assessment report which are based on static ONS 2018 projections. As a result, the scenarios below are based on the most recent data which includes an increase of 277 people.

---

<sup>8</sup> The occupancy rate of 2.3 is in line with figures used in the 2011 Census.



## BURNLEY BOROUGH COUNCIL PLAYING PITCH & OUTDOOR SPORT STRATEGY

### Scenario One – 163 dwelling per annum

The estimated additional population derived from housing growth from 163 dwellings with an occupancy rate of 2.3 per household is 375 people per annum. As there is no rugby union or rugby league, the population increases equate to 0.26 match equivalent sessions of demand per week solely on football grass pitches. For cricket demand equates to 1.16 match equivalent sessions of demand per season.

Similarly, as there is no hockey demand within the Borough there is no anticipated growth.

Table 7.1: Likely demand for grass pitch sports generated from 163 dwellings

Pitch sport	Estimated demand by sport for 163 dwellings	
	Match demand (MES) per week <sup>9</sup>	Training demand <sup>10</sup>
Adult football	0.05	0.53 hours
Youth football (11v11)	0.07	
Youth football (9v9)	0.07	
Mini soccer (7v7)	0.05	
Mini soccer (5v5)	0.03	
Rugby union	-	0 match equivalent sessions
Rugby league	-	0 match equivalent sessions
Adult hockey	-	0 hours
Junior & mixed hockey	-	0 hours
Cricket	1.16	-

The table below translates estimated demand into new pitch provision with associated capital and lifestyle costs.

Table 7.2: Estimated demand and costs for new pitch provision

Pitch type	Estimated demand and costs for new pitches			Changing rooms	
	Number of pitches to meet demand	Capital cost <sup>11</sup>	Lifecycle Cost (per annum) <sup>12</sup>	Number	Capital cost
Adult football	0.05	£5,078	£1,072	0.10	£17,520
Youth football	0.14	£10,543	£2,214	0.17	£27,964
Mini soccer	0.08	£1,877	£394	0	£0
Rugby union	0	£0	£0	0	£0
Rugby league	0	£0	£0	0	£0
Cricket	0.02	£6,887	£1,391	0.05	£8,054
Sand based AGPs	0	£0	£0	0	£0
3G	0.01	£13,493	£515	0.03	£4,679

<sup>9</sup> As per the PPS Guidance, demand for cricket is considered in terms of match equivalent sessions per season rather than per week.

<sup>10</sup> Hours equate to access to a full size floodlit 3G pitch or hockey suitable AGP

<sup>11</sup> Sport England Facilities Costs Second Quarter 2020 – (<https://www.sportengland.org/facilities-planning/design-and-cost-guidance/cost-guidance/>)

<sup>12</sup> Lifecycle costs are based on the % of the total project cost per annum as set out in Sport England's Life Cycle Costs Natural Turf Pitches and Artificial Surfaces documents (2012)



## BURNLEY BOROUGH COUNCIL PLAYING PITCH & OUTDOOR SPORT STRATEGY

### Scenario Two – 1,504 dwelling over the nine year period

The estimated additional population derived from housing growth from 1,504 dwellings with an occupancy rate of 2.3 per household is 3,459 people. As there is no rugby union or rugby league, the population increases equate to 2.45 match equivalent sessions of demand per week solely on football grass pitches. For cricket demand equates to 10.73 match equivalent sessions of demand per season.

Similarly, as there is no hockey demand within the Borough there is no anticipated growth.

Table 7.3: Likely demand for grass pitch sports generated from 1,504 dwellings

Pitch sport	Estimated demand by sport for 1,504 dwellings	
	Match demand (MES) per week <sup>13</sup>	Training demand <sup>14</sup>
Adult football	0.48	4.90 hours
Youth football (11v11)	0.77	
Youth football (9v9)	0.48	
Mini soccer (7v7)	0.42	
Mini soccer (5v5)	0.29	
Rugby union	-	0 match equivalent sessions
Rugby league	-	0 match equivalent sessions
Adult hockey	-	0 hours
Junior & mixed hockey	-	0 hours
Cricket	10.73	-

The table below translates estimated demand into new pitch provision with associated capital and lifestyle costs.

Table 7.4: Estimated demand and costs for new pitch provision

Pitch type	Estimated demand and costs for new pitches			Changing rooms	
	Number of pitches to meet demand	Capital cost <sup>15</sup>	Lifecycle Cost (per annum) <sup>16</sup>	Number	Capital cost
Adult football	0.48	£46,828	£9,881	0.97	£161,555
Youth football	1.25	£97,242	£20,421	1.54	£258,023
Mini soccer	0.71	£17,329	£3,639	0	£0
Rugby union	0	£0	£0	0	£0
Rugby league	0	£0	£0	0	£0
Cricket	0.22	£63,510	£12,829	0.44	£74,275
Sand based AGPs	0	£0	£0	0	£0
3G	0.01	£124,477	£4,748	0.26	£43,160

<sup>13</sup> As per the PPS Guidance, demand for cricket is considered in terms of match equivalent sessions per season rather than per week.

<sup>14</sup> Hours equate to access to a full size floodlit 3G pitch or hockey suitable AGP

<sup>15</sup> Sport England Facilities Costs Second Quarter 2020 – (<https://www.sportengland.org/facilities-planning/design-and-cost-guidance/cost-guidance/>)

<sup>16</sup> Lifecycle costs are based on the % of the total project cost per annum as set out in Sport England's Life Cycle Costs Natural Turf Pitches and Artificial Surfaces documents (2012)

### **The most appropriate way to meet the estimated demand**

It is important that the above results are looked at alongside the findings of the Assessment Report, and the recommendations and actions of the Strategy. By doing so, the most appropriate way of meeting the estimated needs can be determined and any resulting proposals justified. This should include:

- ◀ Using the Assessment Report and related Strategy to understand the nature of the playing pitch sites within an appropriate catchment of the new population along with issues, recommendations and actions relevant to that area.
- ◀ Looking at the different ways in which the needs could be met, including for example:
  - ◀ Enhancing existing provision to increase capacity, supported by suitable management and maintenance arrangements to ensure the greater capacity is maintained over the longer term;
  - ◀ Undertaking works, and ensuring long term maintenance and access arrangements, to secure new or greater community use of existing provision;
  - ◀ Providing new pitches as an extension on current sites.
  - ◀ Providing new (natural and/or artificial grass pitches).

If the decision is taken to provide new pitches, then the calculator takes the estimated needs for matches and training activity and converts this into an estimate of the likely pitch provision required to meet the needs of population projections. Indicative costs are also provided to provide this level of pitch provision in addition to costing for associated changing room provision.

### **Conclusion**

For the scenarios above, the tables show that, through planned housing growth relating to Burnley Borough Council's Housing Land Supply Assessment there will be demand generated for football (grass pitch and 3G) and cricket.

Even when considering the amount of population growth for the next nine years of strategic growth, demand generated is insufficient to warrant the creation of new provision. Therefore, contributions would be better focused on improving existing local sites to increase capacity to an appropriate level.

It should also be acknowledged that when considering any potential disposal of disused sites identified within the PPOSS, consideration should be given as to whether these sites can sustainably be brought back into use to meet future need before deciding on disposal and replacement to meet Sport England's Playing Field Policy.

Please note that the PPC only includes the main pitch sports but there may also be a requirement to improve facilities for other pitch and non-pitch sports such as softball, lacrosse, tennis, bowls and athletics, for example. Therefore, securing developer contributions to deliver improvements/new provision should be guided by this Strategy and in particular the site by site Action Plan and in consultation with the relevant NGB through the PPOSS Steering Group.

### **PART 8: DELIVER THE STRATEGY AND KEEP IT ROBUST AND UP TO DATE**

The section below is a generalised approach on how to deliver a PPOSS whilst also keeping it robust and up to date. However, a more tailored approach should also be considered and designed for Burnley based on the requirements and priorities of the Steering Group.

#### ***Delivery***

The PPOSS seeks to provide guidance for maintenance/management decisions and investment made across Burnley. By addressing the issues identified in the Assessment Report and using the strategic framework presented in this Strategy, the current and future sporting and recreational needs of the Borough can be satisfied. The Strategy identifies where there is a deficiency in provision and identifies how best to resolve this in the future.

It is important that this document is used in a practical manner, is engaged with partners and encourages partnerships to be developed, to ensure that outdoor sports facilities are regarded as a vital aspect of community life and which contribute to the achievement of Council priorities.

The creation of this document should be regarded as part of the planning process. The success of this Strategy and the benefits that are gained are dependent upon regular engagement between all partners involved and the adoption of a strategic approach. Each member of the steering group should take the lead to ensure the PPOSS is used and applied appropriately within their area of work and influence.

To help ensure the PPOSS is well used, it should be regarded as the key document within the study area guiding the improvement and protection of playing pitch and outdoor sport provision. It needs to be the document people regularly turn to for information on the how the current demand is met and what actions are required to improve the situation and meet future demand. In order for this to be achieved, the Steering Group needs to have a clear understanding of how the PPOSS can be applied and therefore delivered.

The process of completing the PPOSS will hopefully have already resulted in a number of benefits that will help with its application and delivery. These may include enhanced partnership working across different agendas and organisations, pooling of resources along with strengthening relationships and understanding between different stakeholders and between members of the steering group and the sporting community. The drivers behind the PPOSS and the work to develop the recommendations and action plan will have also highlighted, and helped the steering group to understand, the key areas to which it can be applied and how it can be delivered.

#### ***Monitoring and updating***

It is important that there is regular monitoring and review against the actions identified in the Strategy. This monitoring should continue to be led by the local authority and supported by all members of, and reported back to, the Steering Group. Understanding and learning lessons from how the PPOSS has been applied should also form a key component of monitoring its delivery. It is possible that in the interim between reviews the Steering Group could also operate as a 'virtual' group; prepared to comment on suggestions and updates electronically when relevant.

## BURNLEY BOROUGH COUNCIL PLAYING PITCH & OUTDOOR SPORT STRATEGY

---

It is agreed that the Council (potentially via consultants e.g., KKP) is responsible for keeping the database and background supply and demand information up to date in order that area-by-area action plans can be updated. This should be carried out in consultation with the NGBs, particularly around affiliation time when information is updated. This is generally done on an annual basis with a need to have a complete refresh of the PPOSS required after five years if the aforementioned data is kept relevant.

As a guide, if no review and subsequent update has been carried out within three years of the PPOSS being signed off by the steering group, then Sport England and the NGBs would consider it and the information on which it is based to be out of date. The nature of the supply and in particular the demand for provision is likely to change year-on-year, meaning that without any form of review and update it would be difficult to make the case that the supply and demand information and assessment work is sufficiently robust.

An annual review should not be regarded as a particularly resource intensive task. However, it should highlight:

- ◀ How the delivery of the recommendations and action plan has progressed and any changes required to the priority afforded to each action (e.g., the priority of some may increase following the delivery of others).
- ◀ How the PPOSS has been applied and the lessons learnt.
- ◀ Any changes to particularly important sites and/or clubs in the area (e.g., the most used or high quality sites for a particular sport) and other supply and demand information, what this may mean for the overall assessment work and the key findings and issues.
- ◀ Any development of a specific sport or particular format of a sport.
- ◀ Any new or emerging issues and opportunities.

Initial thoughts are that this should be led by Greenspaces teams at the Council, however, this has not been confirmed. The Planning Policy Team completes an Authority Monitoring Report (AMR) annually which would include elements such as the PPOSS in line with the Local Plan monitoring targets. If Greenspaces could provide such information aforementioned information, some of it could possibly be included within the AMR.

Alongside regular steering group meetings a good way to keep the strategy up to date and maintain relationships is to hold sport specific meetings with the NGBs and other relevant parties. These meetings look to update the key supply and demand information, if necessary amend the assessment work, track progress with implementing the recommendations and action plan and highlight any new issues and opportunities.


These meetings could be timed to fit with the annual affiliation process undertaken by the NGBs which would help to capture any changes in the number and nature of sports clubs in the area. Other information that is already collected on a regular basis such as pitch booking records for local authority and other sites could be fed into these meetings.

The NGBs are also able to indicate any further performance quality assessments that have been undertaken within the study area.

# BURNLEY BOROUGH COUNCIL PLAYING PITCH & OUTDOOR SPORT STRATEGY

## Checklist

To help ensure the PPS is delivered and is kept robust and up to date, the steering group can refer to the new methodology Stage E Checklist: Deliver the strategy and keep it robust and up to date:

Stage E: Deliver the strategy and keep it robust and up to date	Tick 	
	Yes	Requires Attention
<b>Step 9: Apply &amp; deliver the strategy</b>		
1. Are steering group members clear on how the PPS can be applied across a range of relevant areas?		
2. Is each member of the steering group committed to taking the lead to help ensure the PPS is used and applied appropriately within their area of work and influence?		
3. Has a process been put in place to ensure regular monitoring of how the recommendations and action plan are being delivered and the PPS is being applied?		
<b>Step 10: Keep the strategy robust &amp; up to date</b>		
1. Has a process been put in place to ensure the PPS is kept robust and up to date?		
2. Does the process involve an annual update of the PPS?		
3. Is the steering group to be maintained and is it clear of its on-going role?		
4. Is regular liaison with the NGBs and other parties planned?		
5. Has all the supply and demand information been collated and presented in a format (i.e. single document that can be filtered accordingly) that will help people to review it and highlight any changes?		
6. Have any changes made to the Active Places Power data been fed back to Sport England?		

# BURNLEY BOROUGH COUNCIL PLAYING PITCH & OUTDOOR SPORT STRATEGY

## APPENDIX ONE: TAILORED APPROACH FOR BURNLEY STAGE E

What?	Who?	When?
<p>1. Internal steering group meeting</p> <p>Meeting between council officers internal steering group members to discuss and log key changes in provision, covering:</p> <p>New pitch provision Pitch improvements Pitch re-configuration Pitch loss/threat Community access agreements (e.g. Education/private sites) Plans for future provision</p> <p>The outcomes from the meeting and updates to documents should be recorded.</p>	<p>Burnley Borough Council / MCR Active</p>	<p>Bi-annually</p>
<p>2. Sport England and NGB update meetings</p> <p>The Council to hold series of update meetings with individual sports NGBs to discuss and log:</p> <p>Any changes in club and team details Any changes in sport format Any site specific updates Changes to supply and demand data The application and use of the PPOSS e.g. In delivery of new or improved provision, funding opportunities, programmes and initiatives Any new issues and opportunities.</p>	<p>Burnley Borough Council NGBs Sport England</p>	<p>Annually for each sport, to fit with affiliation process (generally October for winter sports and June for summer sports)</p>

## BURNLEY BOROUGH COUNCIL PLAYING PITCH & OUTDOOR SPORT STRATEGY

What?	Who?	When?
<p>3<sup>17</sup>. Prepare annual PPOSS progress paper</p> <p>Based on the outcome of actions above, a short annual PPOSS progress and update paper should be produced, highlighting:</p> <p>The delivery of PPOSS recommendations and any changes in priority;</p> <p>Changes to particularly important sites and/or clubs in the area and other supply and demand information with implications for PPOSS key findings;</p> <p>Details of any developments of a specific sport or particular format;</p> <p>Details of any new or emerging issues and opportunities;</p> <p>Any issues with the application of the PPOSS and lessons learnt;</p> <p>Actions needed to keep the PPOSS 'live' and up to date.</p> <p>Based on the above, the annual progress paper will also consider if a partial or full update of the PPOSS is required.</p> <p>Alternatively, both the assessment report and the strategy can be updated to take into account and referencing all of the above.</p>	PPOSS steering group	Annually
<p>4. Circulation and agreement</p> <p>Circulate the annual progress paper or updated PPOSS document to the steering group for comment and agreement with opportunity to hold a further meeting to discuss findings and issues.</p>	PPOSS steering group	Annually
<p>5. Publish paper</p> <p>Make annual progress paper or updated documents available online; report any significant findings to appropriate committee if considered necessary.</p>	Burnley Borough Council	Annually – following completion of all of the above

<sup>17</sup> Sport England has produced a model Annual Monitoring Report which can be tailored to meet the needs of the Council.



### APPENDIX TWO: GLOSSARY

**Capacity** is the amount of play a site can regularly accommodate (in the relevant comparable unit) for community use without adversely affecting its quality and use. This is typically outlined by the NGB.

**Overplay** is when a pitch is used over the amount that the carrying capacity will allow, (i.e. more than the site can accommodate). Pitches have a limit of how much play they can accommodate over a certain period of time before their quality, and in turn their use, is adversely affected.

**Spare capacity** is the amount of additional play that a pitch could potentially accommodate in addition to current activity. There may be reasons why this potential to accommodate additional play should not automatically be regarded as actual spare capacity, for example, a site may be managed to regularly operate slightly below its carrying capacity to ensure that it can cater for a number of friendly matches and training activity. This needs to be investigated before the capacity is deemed **actual spare capacity**.

**Match equivalent sessions** is an appropriate comparable unit for pitch usage. For football, rugby union and rugby league, pitches should relate to a typical week within the season and one match = one match equivalent session if it occurs every week or 0.5 match equivalent sessions if it occurs every other week (i.e. reflecting home and away fixtures). For cricket pitches, it is appropriate to look at the number of match equivalent sessions over the course of a season and one match = one match equivalent session.

**Displaced demand** generally relates to play by teams or other users of playing pitches from within the study area (i.e. from residents of the study area) which takes place outside of the area. This may be due to issues with the provision of pitches and ancillary facilities in the study area, just reflective of how the sports are played (e.g. at a central venue for the wider area) or due to the most convenient site for the respective users just falling outside of the local authority/study area.

**Unmet demand** is demand that is known to exist but unable to be accommodated on current supply of pitches. This could be in the form of a team with access to a pitch for matches but nowhere to train or vice versa. This could also be due to the poor quality and therefore limited capacity of pitches in the area and/or a lack of provision and ancillary facilities which meet a certain standard of play/league requirement. League secretaries may be aware of some unmet demand as they may have declined applications from teams wishing to enter their competitions due to a lack of pitch provision which in turn is hindering the growth of the league.

**Latent demand** is demand that evidence suggests may be generated from the current population should they have access to more or better provision. This could include feedback from a sports club who may feel that they could set up and run an additional team if they had access to better provision.

**Future demand** is an informed estimate made of the likely future demand for pitches in the study area. This is generally based on the most appropriate current and future population projections for the relevant age and gender groupings for each sport. Key trends, local objectives and targets and consultation also inform this figure.

**Casual use** or other use could take place on natural grass pitches or AGPs and include:

- ◀ Regular play from non-sports club sources (e.g. companies, schools, fitness classes)
- ◀ Infrequent informal/friendly matches
- ◀ Informal training sessions
- ◀ More casual forms of a particular sport organised by sports clubs or other parties

## **BURNLEY BOROUGH COUNCIL PLAYING PITCH & OUTDOOR SPORT STRATEGY**

---

- ◀ Significant public use and informal play, particularly where pitches are located in parks/recreation grounds.

### APPENDIX THREE: SPORTING CONTEXT

The following section outlines a series of national, regional and local policies pertaining to the study and which will have an important influence on the Strategy.

#### National context

The provision of high quality and accessible community outdoor sports facilities at a local level is a key requirement for achieving the targets set out by the Government and Sport England. It is vital that this strategy is cognisant of and works towards these targets in addition to local priorities and plans.

#### ***Department of Media Culture and Sport Sporting Future: A New Strategy for an Active Nation (2015)***

The Government published its strategy for sport in December 2015. This strategy confirms the recognition and understanding that sport makes a positive difference through broader means and that it will help the sector to deliver five simple but fundamental outcomes: physical health, mental health, individual development, social and community development and economic development. In order to measure its success in producing outputs which accord with these aims it has also adopted a series of 23 performance indicators under nine key headings, as follows:

- ◀
- ◀ More people taking part in sport and physical activity.
- ◀ More people volunteering in sport.
- ◀ More people experiencing live sport.
- ◀ Maximising international sporting success.
- ◀ Maximising domestic sporting success.
- ◀ Maximising domestic sporting success.
- ◀ A more productive sport sector.
- ◀ A more financially and organisationally sustainable sport sector.
- ◀ A more responsible sport sector.

#### ***Sport England: Uniting the Movement (2021)***

Sport and physical activity have a big role to play in improving the physical and mental health of the nation, supporting the economy, reconnecting communities and rebuilding a stronger society for all. From this notion, Sport England has recently released its new strategy, Uniting the Movement, its 10-year vision to transform lives and communities through sport and physical activity.

It seeks to tackle the inequalities long seen in sport and physical activity. Providing opportunities to people and communities that have traditionally been left behind, and helping to remove the barriers to activity, has never been more important.

There are three key objectives to the Strategy:

- ◀ Advocating for movement, sport and physical activity.
- ◀ Joining forces on five big issues
- ◀ Creating the catalyst for change

## BURNLEY BOROUGH COUNCIL PLAYING PITCH & OUTDOOR SPORT STRATEGY

---

In particular, the five big issues are identified where the greatest potential is seen for preventing and tackling inequalities in sport and physical activity. Each one is a building block that, on its own, would make a difference, but together, could change things profoundly:

**Recover and reinvent:** Recovering from the biggest crisis in a generation and reinventing as a vibrant, relevant and sustainable network of organisations providing sport and physical activity opportunities that meet the needs of different people.

**Connecting communities:** Focusing on sport and physical activity's ability to make better places to live and bring people together.

**Positive experiences for children and young people:** Unrelenting focus on positive experiences for all children and young people as the foundations for a long and healthy life.

**Connecting with health and wellbeing:** Strengthening the connections between sport, physical activity, health and wellbeing, so more people can feel the benefits of, and advocate for, an active life.

**Active environments:** Creating and protecting the places and spaces that make it easier for people to be active.

The specific impact of the Strategy will be captured through programmes funded, interventions made, and partnerships forged. For each specific area of action, a set of key performance indicators will be developed. This hybrid approach will help evidence the overall progress being made by all those involved in supporting sport and physical activity.

### **National Planning Policy Framework (amended 2021)**

The National Planning Policy Framework (NPPF) sets out planning policies for England. It details how these changes are expected to be applied to the planning system. It also provides a framework for local people and their councils to produce distinct local and neighbourhood plans, reflecting the needs and priorities of local communities.

The NPPF states the purpose of the planning system is to contribute to the achievement of sustainable development. It identifies that the planning system needs to focus on three themes of sustainable development: economic, social and environmental. A presumption in favour of sustainable development is a key aspect for any plan-making and decision-taking processes. In relation to plan-making the NPPF sets out that Local Plans should meet objectively assessed needs.

The 'promoting healthy communities' theme identifies that planning policies should be based on robust and up-to-date assessments of the needs for open space, sports and recreation facilities and opportunities for new provision. Specific needs and quantitative or qualitative deficiencies or surpluses in local areas should also be identified. This information should be used to inform what provision is required in an area.

As a prerequisite the NPPF states existing open space, sports and recreation buildings and land, including playing fields, should not be built on unless:

- ◀ An assessment has been undertaken, which has clearly shown that the open space, buildings or land is surplus to requirements.
- ◀ The loss resulting from the proposed development would be replaced by equivalent or better provision in terms of quantity and quality in a suitable location.

## BURNLEY BOROUGH COUNCIL PLAYING PITCH & OUTDOOR SPORT STRATEGY

---

- ◀ The development is for alternative sports and recreational provision, the needs for which clearly outweigh the loss.

In order for planning policies to be 'sound' local authorities are required to carry out a robust assessment of need for open space, sport and recreation facilities.

### ***The FA National Football Facilities Strategy (2018-28)***

The Football Association's (FA) National Football Facilities Strategy (NFFS) provides a strategic framework that sets out key priorities and targets for the national game (i.e., football) over a ten-year period.

The Strategy sets out shared aims and objectives it aims to deliver on in conjunction with The Premier League, Sport England and the Government, to be delivered with support of the Football Foundation.

These stakeholders have clearly identified the aspirations for football to contribute directly to nationally important social and health priorities. Alongside this, the strategy is clear that traditional, affiliated football remains an important priority and a core component of the game, whilst recognising and supporting the more informal environments used for the community and recreational game.

Its vision is: *"Within 10 years we aim to deliver great football facilities, wherever they are needed"*

£1.3 billion has been spent by football and Government since 2000 to enhance existing football facilities and build new ones. However, more is needed if football and Government's shared objectives for participation, individual well-being and community cohesion are to be achieved. Nationally, direct investment will be increased – initially to £69 million per annum from football and Government (a 15% increase on recent years).

The NFFS investment priorities can be broadly grouped into six areas, recognising the need to grow the game, support existing players and better understand the different football environments:

- ◀ **Improve 20,000 Natural Turf pitches**, with a focus on addressing drop off due to a poor playing experience;
- ◀ **Deliver 1,000 3G AGP 'equivalents'** (mix of full size and small sided provision, including MUGAs - small sided facilities are likely to have a key role in smaller / rural communities and encouraging multi-sport offers), enhancing the quality of playing experience and supporting a sustainable approach to grass roots provision;
- ◀ **Deliver 1,000 changing pavilions/clubhouses**, linked to multi-pitch or hub sites, supporting growth (particularly in women and girls football), sustainability and providing a facility infrastructure to underpin investment in coaching, officials and football development;
- ◀ **Support access to flexible indoor spaces**, including equipment and court markings, to support growth in futsal, walking football and to support the education and skills outcomes, exploiting opportunities for football to positively impact on personal and social outcomes for young people in particular;
- ◀ **Refurbish existing stock to maintain current provision**, recognising the need to address historic under-investment and issues with refurbishment of existing facilities;
- ◀ **Support testing of technology and innovation**, building on customer insight to deliver hubs for innovation, testing and development of the game.

# BURNLEY BOROUGH COUNCIL

## PLAYING PITCH & OUTDOOR SPORT STRATEGY

---

### *Local Football Facility Plans*

To support in delivery of the NFFS, The FA commissioned a national project. Since 2020, every local authority across England has a Local Football Facility Plan (LFFP). Each plan is unique to its area as well as being diverse in its representation, including currently underrepresented communities.

Identifying strategic priorities for football facilities across the formal, recreational and informal game, LFFPs present a ten-year vision for football facilities that aims to transform the playing pitch stock in a sustainable way. They identify key projects to be delivered and act as an investment portfolio for projects that require funding. LFFPs guide the allocation of 90% of national football investment (The FA, Premier League and DCMS) and forge stronger partnerships with local stakeholders to develop key sites. This, together with local match-funding will deliver over one billion pounds of investment into football facilities over the next 10-years.

It is important to recognise that an LFFP is an investment portfolio of priority projects for potential investment - it is not a detailed supply and demand analysis of all pitch provision in a local area. Therefore, it cannot be used as a replacement for a Playing Pitch Strategy (PPS) and it will not be accepted as an evidence base for site change of use or disposal.

A LFFP will; however, build on available/existing local evidence and strategic plans and may adopt relevant actions from a PPS and/or complement these with additional investment priorities.

### ***The FA: Time for Change Strategy (2020-24)***

The FA launched its new National Game Strategy in January 2021 which aims to 'unite the game and inspire the nation'. It will do this in two ways, by 'changing the game to maximise its impact' and by 'serving the game to deliver football for all'.

To achieve this, the strategy will focus on six Game Changer objectives, to change the fabric of the game and tackle long-term issues, to make the largest possible impact in the years ahead:

- ◀ Win a major tournament
- ◀ Service > two million through a transformed media platform
- ◀ Ensure equal opportunities for every girl
- ◀ Delivery of 5,000 quality pitches
- ◀ A game free of discrimination
- ◀ Maximise the appeal and revenue of the FA cups and BFAWSL

These are underpinned by eight Serve objectives, ensuring maintenance of brilliant business-as-usual services to support the growing and evolving needs of the game:

- ◀ Trusted, progressive regulation and administration
- ◀ Safe and inclusive football pathways and environment
- ◀ Personalised and connected learning experiences
- ◀ Maximum investment into the game
- ◀ Diverse, high-performing workforce and inclusive culture
- ◀ World class venues and events
- ◀ Strong reputation and clear brand identity
- ◀ Technology enabled and insight driven

# BURNLEY BOROUGH COUNCIL

## PLAYING PITCH & OUTDOOR SPORT STRATEGY

---

### ***England and Wales Cricket Board (ECB) Inspiring Generations (2020-2024)***

The England and Wales Cricket Board unveiled a new strategic plan in 2019. The strategic plan aims to connect communities and improve lives by inspiring people to discover and share their passion for cricket

The plan sets out six important priorities and activities, these are:

- ◀ ***Grow and nurture the core***
  - ◀ Create an infrastructure investment fund for First Class County Clubs (FCCs)
  - ◀ Introduce a new Community Investment Funding for FCCs and County Cricket Boards (CCBs)
  - ◀ Invest in club facilities
  - ◀ Develop the role of National Counties Cricket
  - ◀ Further invest in County Competitions
  
- ◀ ***Inspire through elite teams***
  - ◀ Increase investment in the county talent pathway
  - ◀ Incentivise the counties to develop England Players
  - ◀ Drive the performance system through technology and innovation
  - ◀ Create heroes and connect them with a new generation of fans
  
- ◀ ***Make cricket accessible***
  - ◀ Broaden crickets appeal through the New Competition
  - ◀ Create a new digital community for cricket
  - ◀ Install non-traditional playing facilities in urban areas
  - ◀ Continue to deliver South Asian Action Plans
  - ◀ Launch a new participation product, linked to the New Competition
  
- ◀ ***Engage children and young people***
  - ◀ Double cricket participation in primary schools
  - ◀ Deliver a compelling and coordinated recreational playing offer from age five upwards
  - ◀ Develop our safeguarding to promote safe spaces for children and young people
  
- ◀ ***Transform women's and girls' cricket***
  - ◀ Grow the base through participation and facilities investment
  - ◀ Launch centres of excellence and a new elite domestic structure
  - ◀ Invest in girls' county age group cricket
  - ◀ Deliver a girls' secondary school programme
  
- ◀ ***Support our communities***
  - ◀ Double the number of volunteers in the game
  - ◀ Create a game-wide approach to Trust and Foundations through the cricket network
  - ◀ Develop a new wave of officials and community coaches
  - ◀ Increase participation in disability cricket

### ***The Rugby Football Union Strategy (2021)***

Through the strategy, the RFU aims to enrich lives, introduce more people to rugby union and develop the sport for future generations. The goal is to achieve this by strengthening and uniting rugby union in England and producing consistently winning England teams.



# BURNLEY BOROUGH COUNCIL

## PLAYING PITCH & OUTDOOR SPORT STRATEGY

---

Eight key strategic priorities are identified with all investment decisions aligned to these. The strategy also outlines the RFU's core activities which form the backbone of its business operations and services to the game.

The priorities include four 'Game Objectives' and four 'Driving Objectives' as detailed below.

### *Game Objectives*

- ◀ Enjoyment – enable positive player experiences on and off the field
- ◀ Winning England – create the best possible high-performance system for England Rugby
- ◀ Welfare – enhance player welfare to protect and support the wellbeing of players
- ◀ Flourishing rugby communities – support clubs to sustain and grow themselves and to reflect society

### *Driving Objectives*

- ◀ Diversity & Inclusion – drive rugby union in England to reflect the diversity of society
- ◀ Understand – build a deep understanding of players, volunteers and fans to shape the future of the game
- ◀ Connect – connect with and grow the rugby community and create exceptional experiences
- ◀ Commercial and operational excellence – ensure a sustainable and efficient business model delivered by an inspired workforce

### ***England Hockey Strategy***

England Hockey's Facilities Strategy can be found [here](#). It is presently updating the incumbent strategy, to be completed in 2022.

**Vision:** For every hockey club in England to have appropriate and sustainable facilities that provide excellent experiences for players.

**Mission:** More, Better, Happier Players with access to appropriate and sustainable facilities

The 3 main objectives of the facilities strategy are:

#### **1. PROTECT: To conserve the existing hockey provision**

- There are currently over 800 pitches that are used by hockey clubs (club, school, universities) across the country. It is important to retain the current provision where appropriate to ensure that hockey is maintained across the country.

#### **2. IMPROVE: To improve the existing facilities stock (physically and administratively)**

- The current facilities stock is ageing and there needs to be strategic investment into refurbishing the pitches and ancillary facilities. England Hockey works to provide more support for clubs to obtain better agreements with facilities providers & education around owning an asset.

#### **3. DEVELOP: To strategically build new hockey facilities where there is an identified need and ability to deliver and maintain. This might include consolidating hockey provision in a local area where appropriate.**

## BURNLEY BOROUGH COUNCIL PLAYING PITCH & OUTDOOR SPORT STRATEGY

---

England Hockey has identified key areas across the country where there is a lack of suitable hockey provision and there is a need for additional pitches, suitable for hockey. There is an identified demand for multi pitches in the right places to consolidate hockey and allow clubs to have all of their provision catered for at one site.

### ***Rugby League World Cup ‘Inspired by 2022’ Legacy Programme***

The Rugby League World Cup 2022 will develop a £10 million legacy programme with funds driven into local clubs and community projects. The government investment, delivered by Sport England, is part of RLWC 2021’s ambitious plan to grow the sport and make it more visible, engaging and welcoming to current and potential participants.

The funding will be split into large transformational community projects, such as changing room improvements and new artificial grass pitches with the remaining funding used for smaller scale initiatives such as supplying new kit and equipment to promote club and community development. The investment will focus on the following four key areas:

- ◀ Creating welcoming environments
- ◀ Encouraging participation growth
- ◀ Building community engagement
- ◀ Cultivating further investment

### ***Tennis in Britain - LTA Strategy***

The LTA’s vision for 2019 – 2023, Tennis Opened Up includes seven strategies relating to three objectives which are built around its mission ‘to grow tennis by making it relevant, accessible, welcoming and enjoyable’.

#### **Objectives**

- ◀ Increase the number of fans on our database from [623,602] to [1,000,000] by 2023.
- ◀ More people playing more often;
  - Increase the number of adults playing tennis each year from [7.7% (4,018,600)] of the population to [8.5% (4,420,460)], and the frequency of adults playing tennis twice a month 2.5% 1,311,800 to 1.9% 1,500,000 by 2023.
  - The number of children playing tennis once a week from 550,000 to 700,000 (7.9% to 10% of the population) by 2023.
- ◀ Enable 5 new players to break into the top 100 by 2023 and inspire the tennis audience.

#### **Strategies**

1. Visibility -Broaden relevance and increase visibility of tennis all year round to build engagement and participation with fans and players.
2. Innovation - Innovate in the delivery of tennis to widen its appeal.
3. Investment - Support community facilities and schools to increase the opportunities to play
4. Accessibility - Make the customer journey to playing tennis easier and more accessible for anyone
5. Engagement - Engage and collaborate with everyone involved in delivering tennis in Britain, particularly coaches and volunteers to attract and maintain more people in the game.
6. Performance - Create a pathway for British champions that nurtures a diverse team of players, people and leaders.

## BURNLEY BOROUGH COUNCIL PLAYING PITCH & OUTDOOR SPORT STRATEGY

---

7. Leadership - Lead tennis in Britain to the highest standard so it is a safe, welcoming, well-run sport.

### ***England Netball***

In November 2021 England Netball launched a 10-year 'Adventure Strategy' for the game with a new brand identity for the organisation.

England Netball's 'Adventure Strategy' shares a purpose-led ambition for the game, to build on the momentum the sport has seen in recent years and take it to new heights for the decade ahead.

The 'Adventure Strategy' outlines the intention to:-

- ◀ accelerate the development and growth of the game at every level, from grassroots to the elite,
- ◀ elevate the visibility of the sport, and
- ◀ lead a movement to impact lives on and beyond the court.

At the heart of its purpose, England Netball, with its proud and unique female foundations, will remain dedicated to increasing opportunities for women and girls to play the game as a priority, working tirelessly to address the gender participation gap in sport that has widened since the global pandemic.

Underpinned by years of engaging with and delivering netball for female communities, the organisation pledges to understand, support and nurture women and girls more deeply at every life stage, at every age.

The organisation is also committed to opening the sport to new audiences in every community, so netball better represents the rich diversity of the country it proudly represents, and ensures the sport continues to evolve and adapt to thrive in the future, helping to create a truly inclusive sport for all where everyone can belong, flourish and soar. A recent partnership announcement with England Men's and Mixed Netball Association (EMMNA) to help develop and grow male participation in the game, supports this commitment as England Netball pledges to promote difference and embrace the opportunity to make the sport a possibility within everyone's reach.

Transforming netball for children and young people is a strategic priority to protect the future of the sport. Working with schools and policy makers to extend physical literacy within, and after the school day with a focus on netball specific provision will pave the way for greater community participation. The organisation will accelerate the expansion of its Bee Netball programme for young children, whilst supporting teens and young women to stay in the game to keep them physically active and in the game for life.

The elite game is in focus too, with the ambition for the Vitality Roses to be the best female sports team in the world, supporting the national team to consistently win on the world stage, with an outstanding talent pathway in place to fuel sustainable successes on court, and setting new standards for netball. The professionalisation of the game over the next decade is a priority, focusing on growing world-leading international and domestic competitions and events, and creating more careers in the sport.

Grounded in feedback from the Netball Family, with over 3,000 members and stakeholders consulted as part of the strategic process to understand what they wanted netball to 'look like'

## BURNLEY BOROUGH COUNCIL PLAYING PITCH & OUTDOOR SPORT STRATEGY

---

in 2031, the plan is aspirational and ambitious and sees the organisation pledge to continue to be a trailblazer for women's sport as it embarks on its new adventure.

### *Facility Development*

The facility development aspirations stated within the Strategy are to:-

- ◀ Take a fresh look at the spaces required to support the sport, creating accessible places in every community to allow netball to be incorporated into how and where women and girls live their lives;
- ◀ Protect, enhance, and extend the network of homes that house the sport at a local and regional level;
- ◀ Develop an elite domestic professional competition that supports full time athletes underpinned by a world class infrastructure and environments.
- ◀ For England Netball to achieve its ambitions to make the game accessible to wider audiences and in every community, it encourages Local Authorities to adopt policies within Playing Pitch Strategies and Built Facilities Strategies that:-
- ◀ Facilitates informal netball activity within neighbourhood multi use games areas for example by installing combined outdoor basketball and netball goals and art courts in Neighbourhood Equipped Areas for Play (NEAPs).
- ◀ Incorporates the cultural and health needs of women and girls within any designs for improved or new facilities.
- ◀ Protects and enhances netball facilities within all Primary and Secondary School environments so they offer a positive first experience of the sport for students and the wider community during out of school hours.
- ◀ Supports the installation of floodlights on outdoor courts to increase all year-round use.
- ◀ Facilitates the development of netball growth programmes, club training and competition within public leisure centres.
- ◀ Where appropriate, supports the development of netball homes and performance environments that enable local women and girls to pursue a career in netball as an elite athlete, official, coach or administrator.

### ***British Crown Green Bowling Association***

Please note there is no current facility guidance provided by British Crown Green Bowling Association responsible for crown green bowls in England.

<http://bcgba.org.uk/index.html>

### ***England Golf – Strategic Direction (2021-2025)***

In 2021 England Golf launched its new Strategy to leads, support, inspire and deliver for its community of golfers, golf clubs and counties. Its re-focusing its priorities, energy and passion into the key areas to help widen golf's appeal, highlighting the sport as a more inclusive and accessible offer.


The objectives are:

- ◀ Lead through strong governance & integrity
- ◀ Energise & support the golf community
- ◀ Deliver a more inclusive & accessible sport
- ◀ Inspire current & future generations

<https://www.englandgolf.org/englandgolfstrategy/>

ITEM NO	
---------	--

## REPORT TO SCRUTINY COMMITTEE

	<b>DATE</b>	10 <sup>th</sup> September
	<b>PORTFOLIO</b>	Resources and Performance Management
	<b>REPORT AUTHOR</b>	Rob Dobson
	<b>TEL NO</b>	3115
	<b>EMAIL</b>	rdobson@burnley.gov.uk

## Q4 performance report 2022-23

### PURPOSE

1. To inform Scrutiny Committee of the Q4 performance results.

### RECOMMENDATION

2. That Members note the report.

### REASONS FOR RECOMMENDATION

3. To help inform scrutiny of organisational performance.

### SUMMARY OF KEY POINTS

4. Sections 5 and 6 of this report provide highlights from unit scorecards.

The report does not comment on finance measures, as these are reported separately in budget monitoring reports.

Where comparison with other authorities is available for the indicators, this is also reported.

5. **On target indicators**

- Liberata: average number of days to process new claims and change of circumstances for benefits.
  - Against a target of 9 days, the Q4 result was 1.8 days. The result in the same quarter of last year was 2.3 days (see chart 1).
  - The latest available data for comparison with other areas is from Q3 22/23 (this measures housing benefit processing only) and shows that Burnley's housing benefit processing time overall was 4 days. This was the fastest in the North West, where the average time taken was 7 days.
- Streetscene: successful prosecutions

- In Q4, 118 prosecutions were brought for environmental offences and all were successful. 11 of the cases were for dirty back yards, resulting in £1,400 in costs, £1,699 in compensation and fines of £6720. 107 prosecutions were brought for failing to pay a fixed penalty notice.
- In 2022/23, 355 prosecutions were secured- a significant increase on the 120 prosecutions in 21/22.
- **Liberata: telephone calls answered within target time.**
  - 81% of calls answered within time against the target of 80%. There has been improvement in three consecutive quarters (chart 2). In addition, the caller abandonment rate was low (2%, against a target of >5%).
- **Housing and Development: percentage of planning applications processed within target time.**
  - Major: on target, with 100% processed in time, against a target of 60%
  - Minor: on target, with 93% processed in time, against a target of 65%.
  - Other: on target, with 100% processed in time, against a target of 80%. Chart 3 below highlights the upward trend.
  - The latest available data for comparison with other areas is from Q3 22/23 and shows that for all application types the council was amongst the top quartile best performers in the Northwest.
  - The latest available cost comparison for planning and development services is from 21/22. Though it can be difficult to compare like with like, the indication is that the service provides value for money. Burnley's spend per head of population was £48. The mean, from a sample of 11 districts across the region, was £62.
- **Housing and Development Control- vacant properties brought back into use**
  - Against a target of 80, 84 empty properties were bought back into use by year end.

## 6. **Off target indicators**

- **Corporate: average number of days per employee lost to sickness absence.**
  - On average, employees took 2.38 days during Q4, compared to two days in the same period last year.
  - The end of year average was 7.39, so the target of six days was missed. However, 60% of recorded absence was for long-term sickness.
  - 55.6% (129 employees) achieved 100% attendance during 2022/23
- **Liberata: council tax and NNDR collection**
  - By the end of Q4, 93% of the council tax due for the year had been collected. The target is 94.50%. NNDR collection was also off target: 96% was collected against a target of 97.50%.
  - Nationally, all billing authorities are reporting a downward trend in collection rates.
- **Streetscene: missed bins**
  - In Q4, for every 100,000 bins due for collection, 182 bins were missed (chart 4). In the same period last year, 104 were missed. The target is 75.
  - There were higher than expected levels of sickness absence in the quarter and poor weather also added to the disruption. However, changes to the schedule are expected to support a rapid reduction in the rate of missed bins during Q1 23/24.

- Economy and Growth: business relocation assists, jobs and investment
  - £1.9 million in external investment was levered into the borough in 2022/23, compared to £7.6 million in the previous year. The target is £3.5m.
  - However, the Business Support Team has dealt with a large increase in enquiries for land, property and business support in Q4 (66) with the year end total for enquiries reaching 176, compared with 142 in 22/23. The team also supported 66 businesses with BOOST Lancashire funding, achieving the target of 50.

7. **Trends**

Interpreting performance based on a comparison between the previous result and latest result may prompt unnecessary “firefighting.” The trend assessment in the scorecards is based on three or more data points that have the same direction of travel. So even where three or more data points are available, the scorecard may state “No trend” because there is no pattern in the direction of travel.

A selection of trend data relevant to the highlights above is contained in appendix 1 of this report.

<b>FINANCIAL IMPLICATIONS AND BUDGET PROVISION</b>
--

8.	None.
----	-------

<b>POLICY IMPLICATIONS</b>
----------------------------

9.	As set out in the report.
----	---------------------------

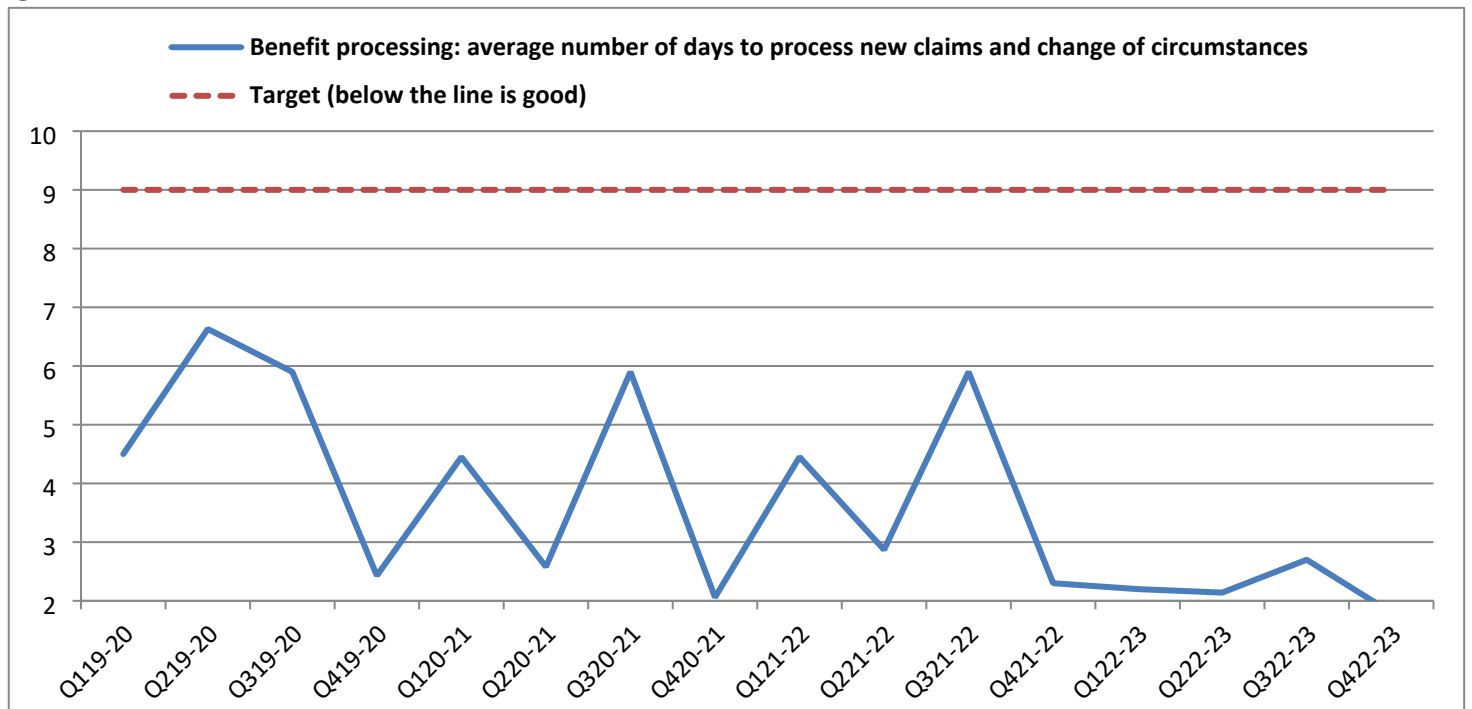
<b>DETAILS OF CONSULTATION</b>
--------------------------------

10.	Heads of Service
-----	------------------



## Appendix 1- trends

### Chart 1



### Chart 2

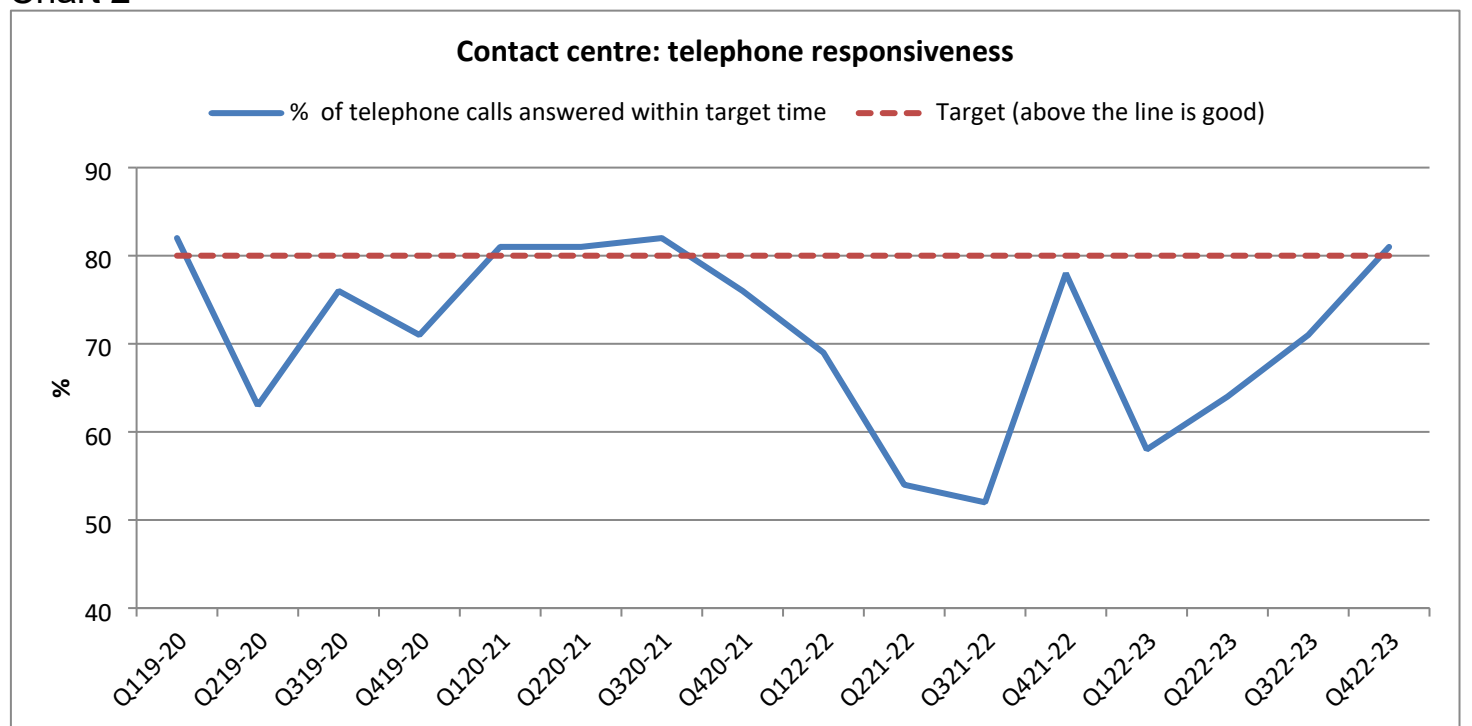


Chart 3

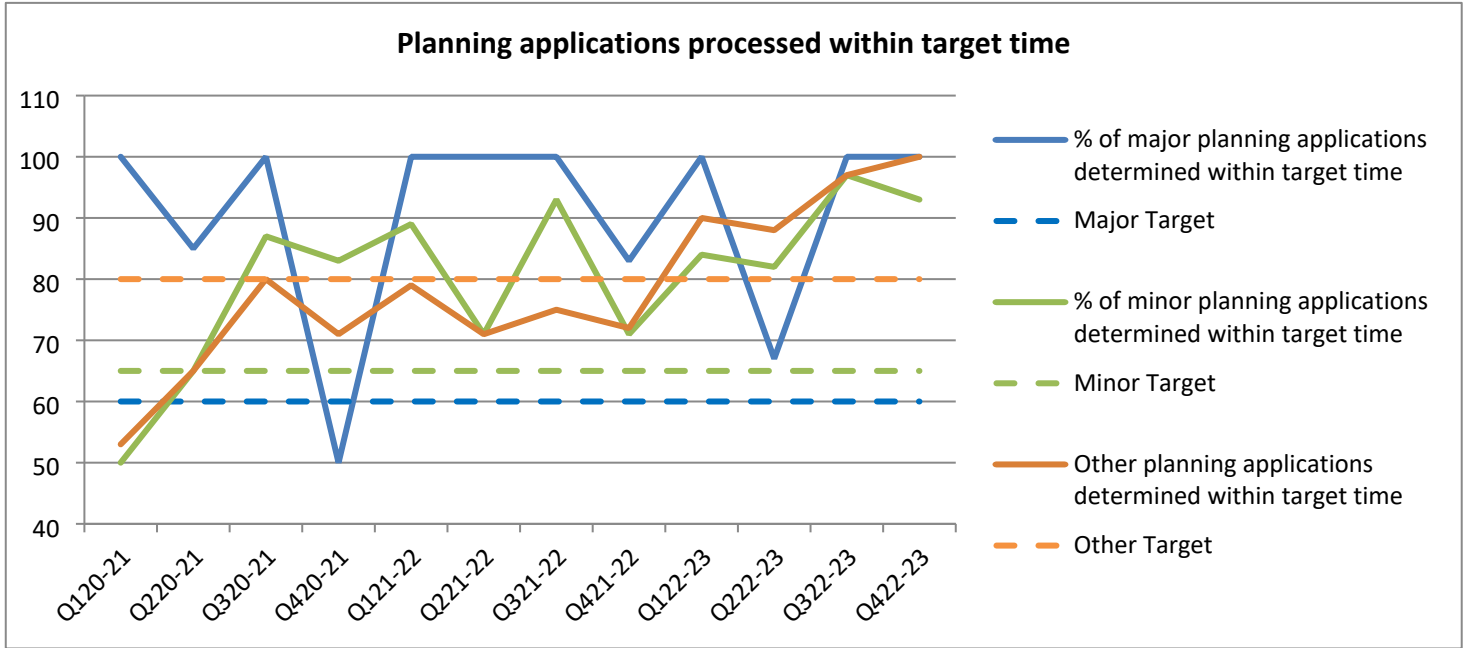
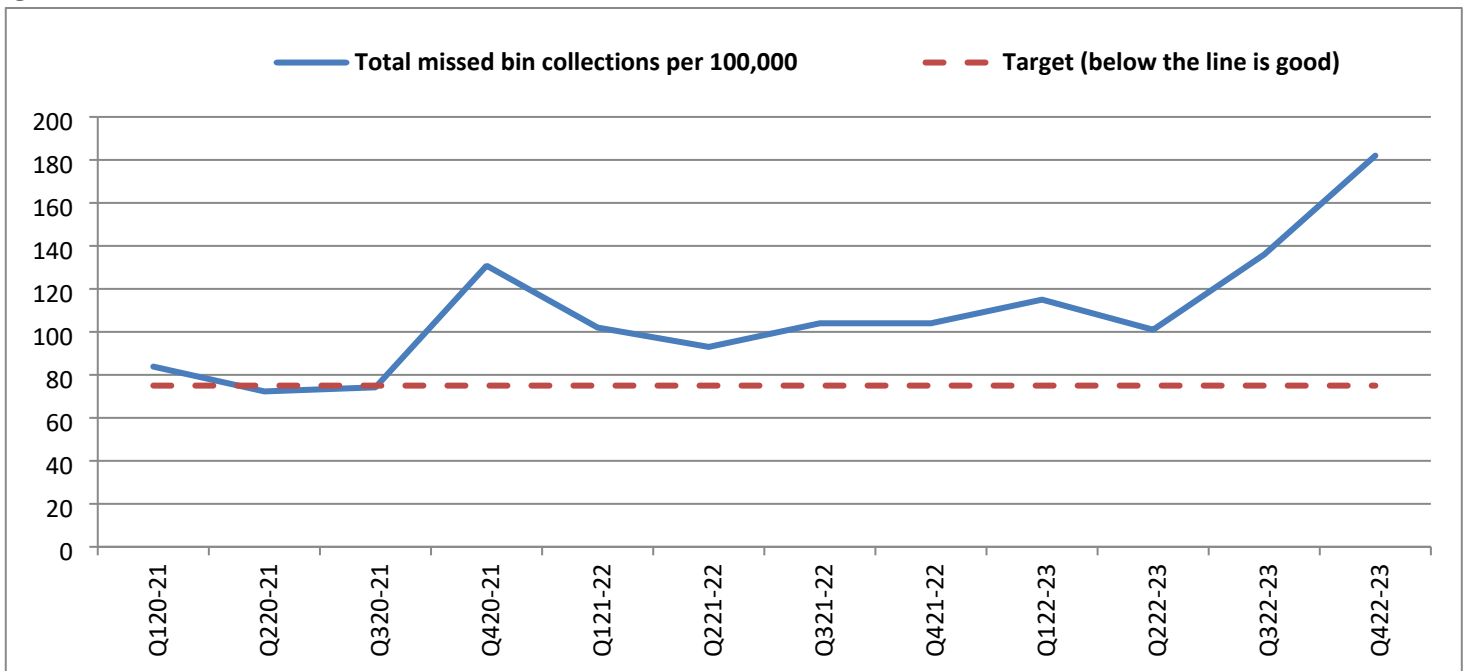


Chart 4



This page is intentionally left blank

## Contact Centre working group

### SCRUTINY COMMITTEE



<b>DATE</b>	<b>8<sup>th</sup> June,2023</b>
<b>PORTFOLIO</b>	<b>Finance and Performance</b>
<b>REPORT AUTHOR</b>	<b>Working Group</b>
<b>TEL NO</b>	
<b>EMAIL</b>	

### PURPOSE

1. To report on the findings of the contact centre working group.

### RECOMMENDATION

2. That members:
  - a. note the findings of the working group
  - b. request an update at a future meeting on the impact of the agreed changes in the contact centre.

### REASONS FOR RECOMMENDATION

3. The council's customer services provider, Liberata, has recommended a number of changes in the contact centre to help it manage demand and rising call lengths so that customers can be dealt with in a more timely fashion. The Committee established a working group at its meeting on 1<sup>st</sup> June 2023 to look at how a voicebot, amongst other measures, could work in customer services and to make recommendations for their implementation.

### SUMMARY OF KEY POINTS

4. Councillors Barton, Baker, Horrocks, S Kazmi, Launer and Wild volunteered to sit on the Group, with the Head of Policy and Engagement providing officer support.
5. The Working Group met with the Senior Operational Performance Manager and the Senior Operations Manager for Liberata on 11<sup>th</sup> July. The Working Group received a presentation and the following points were noted:
  - During 2021, members of scrutiny committee reported that calls via the contact centre were, on occasion, ending abruptly. Liberata and the council have both replaced their telephone systems in the last year which has resolved this issue.

- 33% of calls to the switchboard are requests for transfers and in the past Members have told officers that the recorded privacy message and switchboard menu options (known as the Interactive Voice Response or “IVR”) are too long. Greater automation is possible to save time for complex human interactions and to shorten the message and menu options.
- A voicebot could help automate the basic signposting service and would be able to provide a service 24/7. Currently 10% of revenues and benefits calls are resolved by sending self-service details to the customer. If the voicebot managed these interactions, it is estimated that 30 minutes a day could be saved within the contact centre for more complex call resolution by a customer services agent.
- A full transactional voicebot- one which would take customer details to complete an online form- is a future development. At this stage, the bot will signpost only.
- There is also an option to set up a call back feature in the contact centre. This involves offering to retain a customer’s position in the call queue. A customer service agent then calls the customer back when they reach the front of the queue. This system will tell people their position in the queue (but not the expected wait time as this is very uncertain depending on the needs of the customers in front) to help the customer decide whether to choose to wait or not. This feature is being used successfully in Hounslow.
- The Working Group discussed the quality of customer contact and the ability of customer service agents to help residents with complex needs; e.g. access to mental health services if the client is in crisis.
- The Working Group asked about data protection. It was confirmed that the voicebot does not store personal data in performing a sign posting task.
- Multi-lingual bots can be built, but this would be a future development.
- The Working Group discussed the importance of making it clear to residents when they are talking to a bot not a human.
- The Head of Policy and Engagement reported that he had met with an officer at North Somerset Council which has recently implemented the voicebot for revenue and benefits calls. North Somerset reported no negative feedback from residents or councillors.

## **Actions**

6. The Working Group had the opportunity to try out a test version of the voicebot. Feedback was as follows:
  - a. The bot’s ability to pick up what was said was satisfactory, however the voice was muffled. In response to this, Liberata say they have investigated and tested the available solutions and the council voicebot “voice” will be based on the Google Wavenet product which is considered to be a marketing leading product.
  - b. The speed of response was uncomfortably slow for one tester, however it was recognised that the speed may suit other customers. Liberata have advised that the response speed can be modified, so during implementation of the live version this will be adjusted.

7. Following consultation with the Working Group, the Head of Policy and Engagement agreed with Liberata that the Retain Position in Queue and voicebot feature should be implemented as soon as possible.
8. Following implementation, and in light of the above feedback following the testing period, the changes will be kept under review. Usage will be monitored to ensure the changes deliver a better experience for our residents, and Scrutiny Committee will receive an update at a future meeting.

#### **FINANCIAL IMPLICATIONS AND BUDGET PROVISION**

9. Not applicable

#### **POLICY IMPLICATIONS**

10. The council is committed to improving its self-service digital offering to residents. At the same time it will ensure that there is always an option for telephone and face to face contact.

#### **DETAILS OF CONSULTATION**

11. None

#### **BACKGROUND PAPERS**

12. None

#### **FURTHER INFORMATION**

**PLEASE CONTACT:**

**Rob Dobson, Head of Policy and Engagement**

**ALSO:**

This page is intentionally left blank



# Agenda Item 12

## Scrutiny Work Programme 2023-24 as at 1<sup>st</sup> August 2023

<p>Thursday 1<sup>st</sup> June 2023</p>	<p><u>Regular / Standing Items</u> Scrutiny Procedure Rules Notice of Key Decisions and Private Meetings Review Groups Update from 2022/23/ Review Group Proposals 2023/24 Work Programme 2023-2024</p> <p><u>Exec Reports</u></p>
<p>Wednesday 5<sup>th</sup> July 2023</p>	<p><u>Regular / Standing Items</u> Notice of Key Decisions and Private Meetings Work Programme/Review Group Proposals Planning Authority Monitoring Report 21/22 Q4 and Year End 23/24 Performance Report (Moved to August)</p> <p><u>Policy Framework Items</u> 2022/23 Final Revenue Outturn Position 2022/23 Final Capital Outturn Position Annual Treasury Management Review of 2022/23 Activity</p> <p><u>Exec Reports</u> Statutory Review of the Local Plan and Revision of the Local Development Scheme Climate Change Strategy Update Allotment Review 2023 Acquisition of Temporary Accommodation (deferred to August Exec) Burnley Playing Pitch &amp; Outdoor Sports Strategy (deferred to August Exec)</p>
<p>Thursday 10<sup>th</sup> August 2023</p>	<p><u>Regular / Standing Items</u> Notice of Key Decisions and Private Meetings Review Groups Work Programme Q4 and Year End 22/23 Performance Report (Deferred from July) Lancashire Police - presentation on the new Target Operating Model</p> <p><u>Exec Reports</u> <b>Outdoor Town Active Burnley Partnership Action Plan (Deferred to September Exec)</b> Burnley Playing Pitch &amp; Outdoor Sports Strategy (deferred from July) Acquisition of Temporary Accommodation (deferred from July)</p>
<p>Thursday 14<sup>th</sup> September 2023</p>	<p><u>Regular / Standing Items</u> Notice of Key Decisions and Private Meetings <b>Liberata Contract Director Presentation</b> Review Groups Work Programme</p> <p><u>Policy Framework Items</u> Revenue Monitoring 2023/24 Quarter 1</p>

	<p>Capital Monitoring 2023/24 Quarter 1 Revenue Budgets 2024-27- Latest Position and Savings Proposals</p> <p><u>Exec Reports</u> Cultural Strategy <b>Outdoor Town Active Burnley Partnership Action Plan (Deferred from August)</b></p>
Thursday 19 <sup>th</sup> October 2023	<p><u>Regular / Standing Items</u> Notice of Key Decisions and Private Meetings Review Groups Work Programme <b>Liberata Scrutiny Presentation (moved to September)</b> Burnley Leisure Trust Annual Report</p> <p><u>Exec Reports</u></p>
Thursday 23 <sup>rd</sup> November 2023	<p><u>Regular / Standing Items</u> Notice of Key Decisions and Private Meetings Half Year performance report 2023-24 Review Groups Work Programme</p> <p><u>Policy Framework items</u> Revenue Budget Monitoring Q2 2023/24 Capital Budget Monitoring - Q2 2023/24 Fees &amp; Charges -From Jan 2024 Treasury Management Mid-year update 2023/24</p> <p><u>Exec Reports</u> Food Delivery Programme (Annual Update) Health and Safety Delivery Programme (Annual Update)</p>
Thursday 11 <sup>th</sup> January 2024	<p><u>Regular / Standing Items</u> Notice of Key Decisions and Private Meetings Review Groups Work Programme Community Safety Annual Report</p> <p><u>Exec Reports</u></p> <p><u>Policy Framework items</u> Pay Policy Statement</p>

<p>Thursday 8<sup>th</sup> February 2024 Budget Scrutiny</p>	<p><u>Regular / Standing Items</u>          Notice of Key Decisions and Private Meetings          Review Groups          Work Programme</p> <p><u>Policy Framework items</u>          Revenue Budget Monitoring Q3 2023-24          Capital Budget Monitoring - Q3 2023-24          Medium Term Financial Strategy          Revenue Budget 2024-5          Capital Budget 2024-25 and Cap Investment Prog 2024/25          Treasury Management &amp; Prudential Borrowing.          Strategic Plan</p> <p><u>Exec Reports</u></p>
<p>Wednesday 6<sup>th</sup> March 2024</p>	<p>Notice of Key Decisions and Private Meetings          Review Groups          Work Programme</p> <p><u>Exec Reports</u></p>

DRAFT

This page is intentionally left blank

By virtue of paragraph(s) 3 of Part 1 of Schedule 12A  
of the Local Government Act 1972.

Document is Restricted

This page is intentionally left blank

By virtue of paragraph(s) 2, 3 of Part 1 of Schedule 12A  
of the Local Government Act 1972.

Document is Restricted



This page is intentionally left blank